



# National hospital costing systems matter for universal healthcare: the India PM-JAY experience

Shankar Prinja <sup>1</sup>, Yashika Chugh,<sup>1</sup> Basant Garg,<sup>2</sup> Lorna Guinness <sup>3</sup>

**To cite:** Prinja S, Chugh Y, Garg B, *et al*. National hospital costing systems matter for universal healthcare: the India PM-JAY experience. *BMJ Glob Health* 2023;**8**:e012987. doi:10.1136/bmjgh-2023-012987

**Handling editor** Lei Si

Received 30 May 2023  
Accepted 21 October 2023

## ABSTRACT

India envisions achieving universal health coverage to provide its people with access to affordable quality health services. A breakthrough effort in this direction has been the launch of the world's largest health assurance scheme *Ayushman Bharat Pradhan Mantri Jan Arogya Yojana*, the implementation of which resides with the National Health Authority. Appropriate provider payment systems and reimbursement rates are an important element for the success of PM-JAY, which in turn relies on robust cost evidence to support pricing decisions. Since the launch of PM-JAY, the health benefits package and provider payment rates have undergone a series of revisions. At the outset, there was a relative lack of cost data. Later revisions relied on health facility costing studies, and now there is an initiative to establish a national hospital costing system relying on provider-generated data. Lessons from PM-JAY experience show that the success of such cost systems to ensure regular and routine generation of evidence is contingent on integrating with existing billing or patient information systems or management information systems, which digitise similar information on resource consumption without any additional data entry effort. Therefore, there is a need to focus on building sustainable mechanisms for setting up systems for generating accurate cost data rather than relying on resource-intensive studies for cost data collection.

## INTRODUCTION

India is committed to achieving universal health coverage (UHC) for all by 2030, aiming to provide its people with access to affordable quality health services.<sup>1 2</sup> One of the breakthrough efforts in this direction towards achieving UHC has been the launch of the world's largest publicly financed health insurance scheme—*Ayushman Bharat Pradhan Mantri Jan Arogya Yojana* (AB PM-JAY).<sup>1</sup> The scheme is designed to cover the 500 million Indian population comprising the bottom 40% of the socioeconomic strata and provide them with coverage of cashless hospitalisation of up to ₹500 000 per year per family. Currently, the PM-JAY covers 1970 secondary and tertiary procedures across 27 specialties.<sup>1 3</sup>

## SUMMARY BOX

- ⇒ Accurate cost information plays a crucial role in determining provider payment rates in government-funded health insurance programmes.
- ⇒ Insights gained from the implementation of the world's largest government-funded health insurance scheme, *Ayushman Bharat Pradhan Mantri Jan Arogya Yojana*, highlight the importance of reliable cost data for evidence-based decision-making. However, conducting large-scale cost surveys can be time-consuming and resource-intensive.
- ⇒ To address this challenge, there is a need to establish sustainable hospital cost surveillance systems that can provide routine access to hospital costs.
- ⇒ To ensure the long-term sustainability of such a hospital cost surveillance system, it should be integrated with existing management information systems, which include information on patient characteristics and costs.
- ⇒ The architecture of India's Ayushman Bharat Digital Health Mission provides one such opportunity for reforming the system in India and its replication in other low and middle-income countries.

The scheme employs a system of case-based bundled payments in which providers are paid a fixed rate for a set of services provided against a defined Health Benefits Package (HBP).<sup>4</sup>

While the PM-JAY is a promising intervention to improve health and reduce financial hardship, there are ongoing challenges that have been identified and that the implementing body, the National Health Authority (NHA) continues to work on. These challenges relate to the identification of entitled beneficiaries, developing robust information technology systems, making the HBPs more need-based and scientifically prudent as well as aligned with other national health programmes, and introducing quality standards.<sup>5 6</sup> In addition, a key aspect warranting careful consideration is the nature and extent of provider payments and reimbursement rates. While an inadequately low rate may



© Author(s) (or their employer(s)) 2023. Re-use permitted under CC BY. Published by BMJ.

<sup>1</sup>Department of Community Medicine, Post Graduate Institute of Medical Education and Research, Chandigarh, India

<sup>2</sup>National Health Authority, Government of India, New Delhi, India

<sup>3</sup>London School of Hygiene and Tropical Medicine, London, UK

### Correspondence to

Dr Shankar Prinja;  
shankarprinja@gmail.com

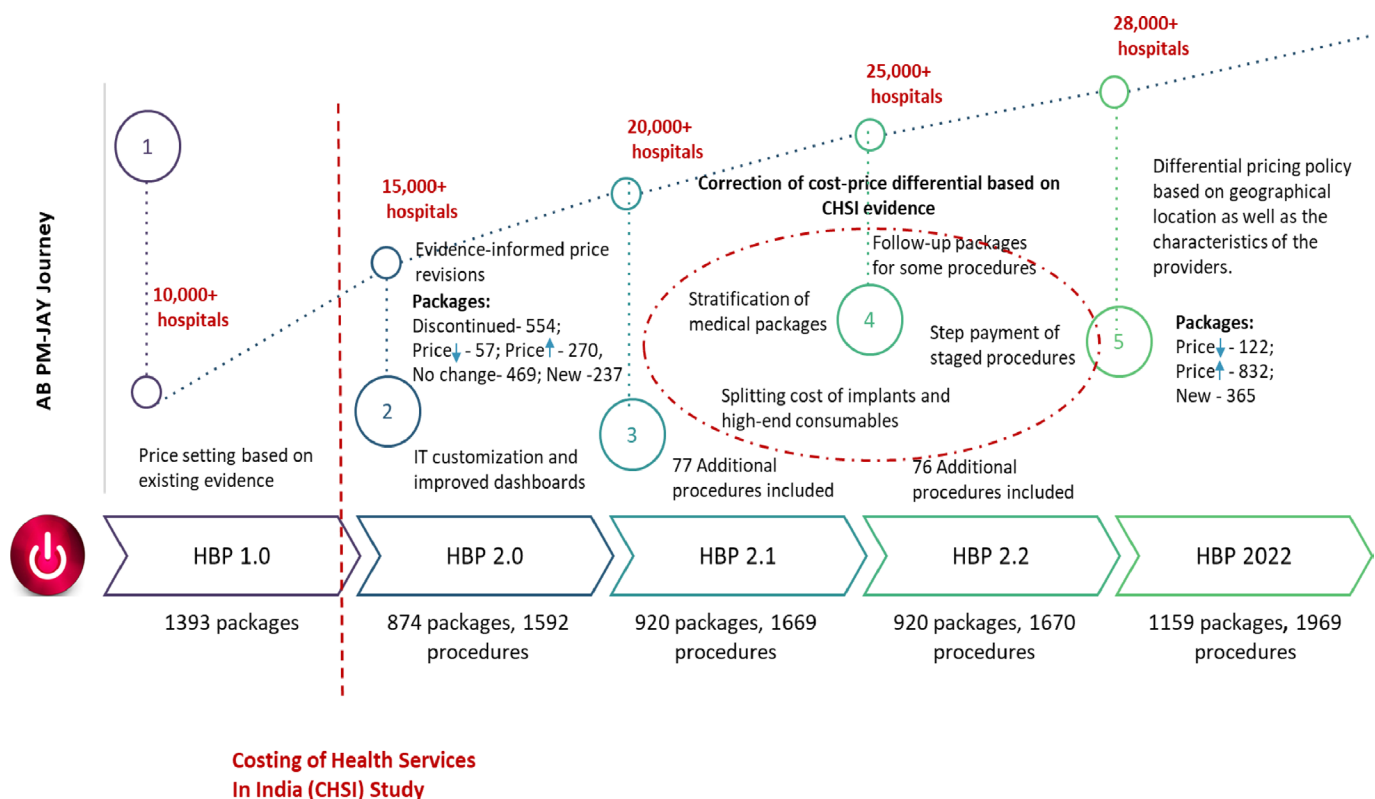
deter providers from getting empanelled, refusing care or compromising the quality of care, a higher rate could lead to inefficiencies and cost escalation.<sup>4,6</sup>

In view of this, it is imperative that the process of rate-setting is based on robust evidence of the cost of providing healthcare services that are produced in the context of the Indian healthcare delivery setup. By using cost evidence, reimbursement rates are informed by an understanding of what makes up service production. This is in contrast to using charges or billing information, which reflect the strategic decisions of providers and can, therefore, skew the incentives built into reimbursement rates. The information can also help ensure that different providers are reimbursed fairly by taking into account any subsidies received.<sup>7-9</sup> The present paper describes how the cost evidence has been used in the process of price setting in PM-JAY, the initiatives for setting up a cost surveillance system, the challenges associated with it and describing the way forward for a more sustainable and feasible cost surveillance system, which can support pricing decisions in the context of large insurance programmes.

### COST EVIDENCE FOR RATE-SETTING IN PM-JAY

PM-JAY employs a case-based bundled payment model for hospital services where healthcare providers are reimbursed at prefixed prices for a defined set of HBPs. For example, a hospital performing surgery would be paid a predecided lump sum amount for the preprocedure diagnostic tests, surgical procedure, hospital stay after surgery

as well as postdischarge medicines for a period of 15 days. Given the scarcity of cost data, at the time of initiation of PM-JAY, the HBP rates were devised based on an extensive review of reimbursement rates under existing public health insurance schemes, followed by a series of consultations with experts.<sup>10</sup> The limited availability of cost data, which is imperative to guide provider-payment rates, eventually led to the commissioning of a nationally representative health facility costing study—The cost of Health Services in India (CHSI) study.<sup>8</sup> The CHSI study employs a mix of top-down and bottom-up costing methods to collect data on resource use and their prices for medical and surgical services in a sample of 63 hospitals drawn from 14 states of India. With the evidence from this study, the PM-JAY undertook a revision of its packages from HBP 1.0 to HBP 2.0, resulting in increases and reductions in reimbursement rates for 61% and 18% of HBPs, respectively.<sup>11,12</sup> A study which compared the difference between the cost and reimbursement rate for the procedures and services covered under HBP 1.0 reported that nearly 42% of the procedures were significantly underpriced in HBP 1.0, that is, the reimbursement rate was less than 50% of the actual costs reported by the CHSI study (figure 1). Application of the cost evidence led to the halving of the proportion of these significantly underpriced packages.<sup>11</sup> Each of the subsequent three revisions of the HBP has led to further correction of cost-price differential with increasing emphasis on the use of CHSI study data as well as cost data from economic evaluations where available.



**Figure 1** Provider payment and Health Benefit Package (HBP) reforms under Ayushman Bharat Pradhan Mantri Jan Arogya Yojana (AB PM-JAY).

More recently, in 2022, a revision of the HBP took place, wherein rates of 832 packages were revised upward, 122 procedure rates were decreased, while the remaining 630 were unchanged.<sup>13</sup>

Not only has the CHSI study brought attention to the issue of the cost-price differential, but it has also generated evidence to highlight the heterogeneity in costing structures across a diverse country such as India.<sup>14 15</sup> Health service unit costs are driven by various demand and supply side characteristics. On the demand side, cost is influenced by patient characteristics such as age, type and severity of morbidity, presence of comorbidity, etc. Similarly, supply-side factors associated with unit costs include provider type (private vs public, district vs tertiary), the scale of activity (size of the facility or number of patients), geography (rural vs urban or metro city vs non-metro), input prices (salaries and prices of consumables and equipment) and the input mix (skill level of human resources, the ratio of staff to beds).<sup>16–18</sup> The CHSI study provided an assessment of heterogeneity in healthcare costs attributable to supply-side factors.<sup>19</sup> One of the findings of the assessment revealed significant differences in adjusted bed day costs when comparing hospitals located in tier 3 cities with those in tier 1 and tier 2 cities (tier 1 cities are those with the highest cost of living, tier 3 are those with the lowest) and adjusted procedure costs when comparing tier 2 and tier 3 cities. This evidence was also incorporated in the PM-JAY HBP 2022 revision to implement a policy for differential pricing based on the location of the hospitals in different city types (figure 1).

The unit cost estimates from this nationally representative CHSI study provide India with estimates of a base rate (average cost of health services) and reflect similar initiatives in other low and middle-income countries, for example, Cambodia, Kenya and Thailand.<sup>20–22</sup> To facilitate transparency, the CHSI data have also been collated and made publicly available as the National Health System Cost Database.<sup>23</sup> This cost repository makes average health facility cost estimates, stratified by state, level of facility, types of cost centre and type of service freely available for researchers and policymakers for the first time.

### CHALLENGES WITH LARGE-SCALE HEALTH FACILITY COSTING STUDIES

While robust estimates of healthcare costs are imperative from a policy perspective to enable evidence-informed price setting for AB PM-JAY, such extensive costing exercises consume significant time and resources.<sup>24</sup> The process evaluation of the CHSI study reported that a major proportion of the time was spent on data verification and clarifications to address erroneous data and address new data requirements. Moreover, nearly 51% of the total time was spent in collecting data on resources, which ultimately constituted 9% of the total costs.<sup>25 26</sup> Lack of availability of disaggregated resource data by cost

centre, service or patient required the application of different apportioning statistics for joint costs. Finally, even with the large-scale effort, lack of patient-level information on cost means that prices set using this evidence could be insensitive to differences in case mix or severity. Studies from other low and middle-income settings have also found that the time taken to collate, input and assure data quality due to limited data availability, the multiplicity of sources and the unavailability of digitised data further exacerbate the challenges to health facility cost data collection.<sup>27 28</sup>




Relying on costing evidence for setting rates will require routine collection of cost data and revision of the cost estimates. Enabling routine data collection requires the identification of pragmatic solutions to building sustainable national costing systems that also provide granular information on patient characteristics while at the same time does not pose a significant additional burden to the health system.

### EVIDENCE FROM NHA'S COST SURVEILLANCE PILOT

In April 2022, the NHA introduced an ambitious pilot to set up a costing system that would generate the data for estimating price weights necessary for making reimbursement rates sensitive to patient characteristics (figure 2). In the long term, the goal was to develop systems to enable the transformation of the provider payment system and the adoption of a diagnosis-related group-based system.<sup>29</sup> The pilot was initiated in 61 hospitals empanelled under PM-JAY across five Indian states. The hospitals chosen for the pilot programme were carefully selected to represent the diverse nature of healthcare in India. Both public (44%) and private/trust (56%) hospitals were included to capture a wide range of healthcare providers. Additionally, the size of the hospitals was a key consideration. Around 23% of them had less than 50 beds, 36% had 50–200 beds and 41% had more than 200 beds. The detailed breakdown highlights the effort to include hospitals of all sizes, reflecting the diverse healthcare scenarios across the country. As part of the pilot, two sets of data are being collected, digitally, through the existing transaction management system, which is primarily used for submission of preauthorisation and claims. First, patient characteristics such as age, morbidity, comorbidity and length of stay are being collected, with morbidity being classified using the International Classification of Disease (ICD)-11.<sup>30</sup> Second, patient-level data on quantity and price of resources consumed for the treatment of each patient are also being entered onto the transaction management system. These resources include drugs, consumables, implants and diagnostics. The cost of other fixed resources, for example, the admission costs, is dependent on length of stay, so it was decided that length of stay could be used to account for price weights that capture differences in fixed costs between patients.

A process evaluation of the cost surveillance pilot was undertaken to document and learn from the early

### Key Characteristics

Evolution of cost-surveillance system in India	Source of evidence	Data		Data entry process	Integration with digital platforms	Additional effort/ Resource & time intensiveness
		Clinical Patient level information	Resource use at the Facility level			
Phase 1	Based on prices for existing insurance schemes; Expert consultation	-	-	-	-	NA
Phase 2	Evidence from nationally representative health facility costing survey	-	+	 Manual	-	+++
Phase 3 (CURRENT)	Hospital cost surveillance: additional data entry for resource consumption by healthcare providers	++	++	 Manual	+	++
Phase 4	Patient cost surveillance: Information directly fetched through the hospital/patient information system without additional data entry.	+++	+++	 Digital fetching of data	+++	-

NA: Not Applicable

**Figure 2** Evolution of healthcare cost surveillance systems in India.

challenges associated with the data collection. Structured qualitative interviews were conducted with the hospital staff involved with data entry for process evaluation and its methodology in three out of the five pilot states.<sup>31</sup> A total of 21 health facilities were interviewed and their characteristics have been compiled as [table 1](#). The process evaluation revealed several challenges, which can be grouped into three broad categories. First and foremost, there was a reluctance among the healthcare providers to enter the required cost data, as it significantly increases their workload. The PM-JAY patients have an average length of stay of 5 days, and entering day-wise details on all the drugs,

consumables and diagnostics was reported to be a very cumbersome process.<sup>32</sup> Moreover, each hospital has its own management information system (MIS) into which they feed similar information in a format best suited to their needs. As it is not possible to transfer data between systems, the cost surveillance pilot data entry is leading to duplication of activities.

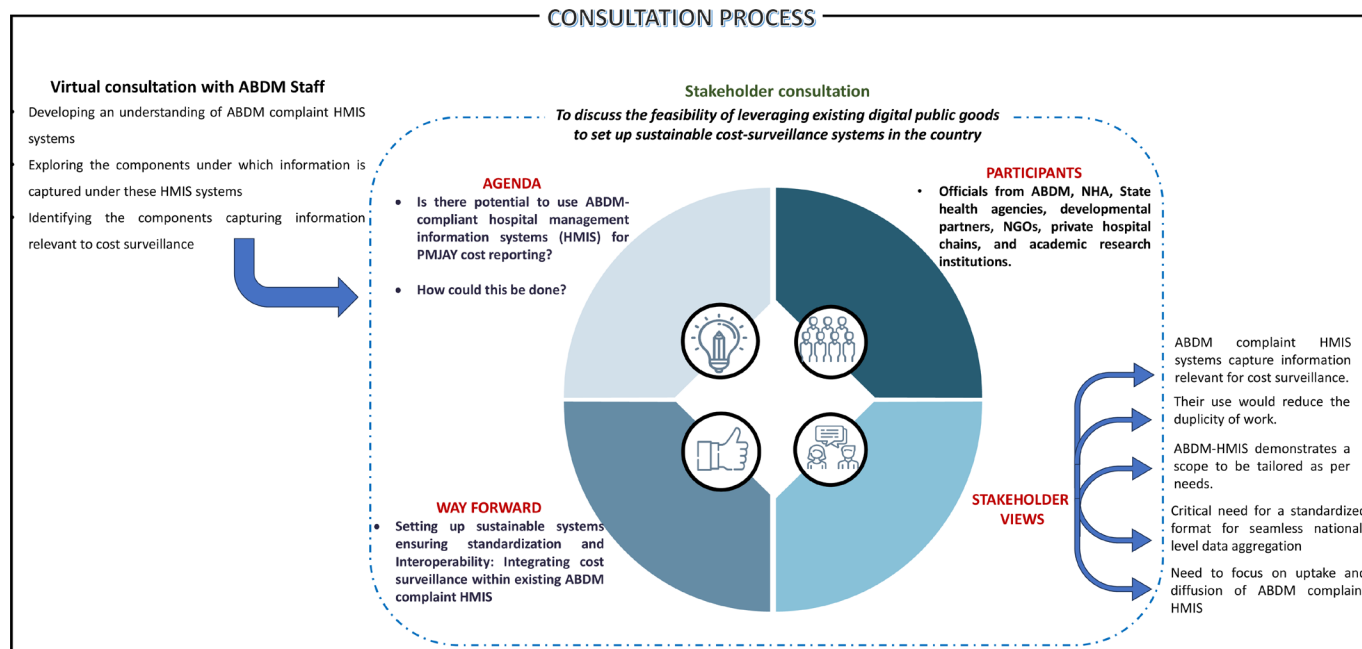
The second category of challenge relates to the lack of appropriately trained human resources for entering the data. The clinical information involves entry of primary and secondary diagnoses using ICD-11 coding, which requires clinical training. Furthermore, to fill out information related to the drugs and diagnostics, some degree of clinical understanding is also required. However, at all the facilities visited the staff deployed for entering the cost data includes graduates or high school pass outs with skills limited to data entry processes. The lack of clinical understanding results in incomplete information and compromised quality of the data entered despite extensive training imparted before the rollout of the pilot. This problem is exacerbated by a high turnover of staff in these hospitals.

The third set of challenges pertains to operational issues related to computer-based data entry. The providers reported that the process of data entry required following several steps, requiring a reliable, fast internet connection and fast hardware and software processing, both of which pose a challenge in several of these hospitals and is likely to be problematic in most small to medium-sized

**Table 1** Characteristics of interviewed health facilities for cost surveillance pilot evaluation

Ownership		
Public	Private	Trust
7 (33%)	10 (48%)	4 (19%)
Bed size		
<50 beds	50–200 beds	>200 beds
5 (24%)	7 (33%)	9 (43%)
NABH accreditation status		
Yes	No	
7 (33%)	14 (67%)	
NABH: National Accreditation Board for Hospitals and Healthcare Providers		





**Figure 3** Consultation process to assess the feasibility of leveraging digital systems for cost surveillance. ABDM, Ayushman Bharat Digital Health Mission; NGO, Nongovernmental Organization; NHA, National Health Authority; PMJAY, *Pradhan Mantri Jan Arogya Yojana*.

providers who make up the majority of PMJAY's empanelled hospitals.

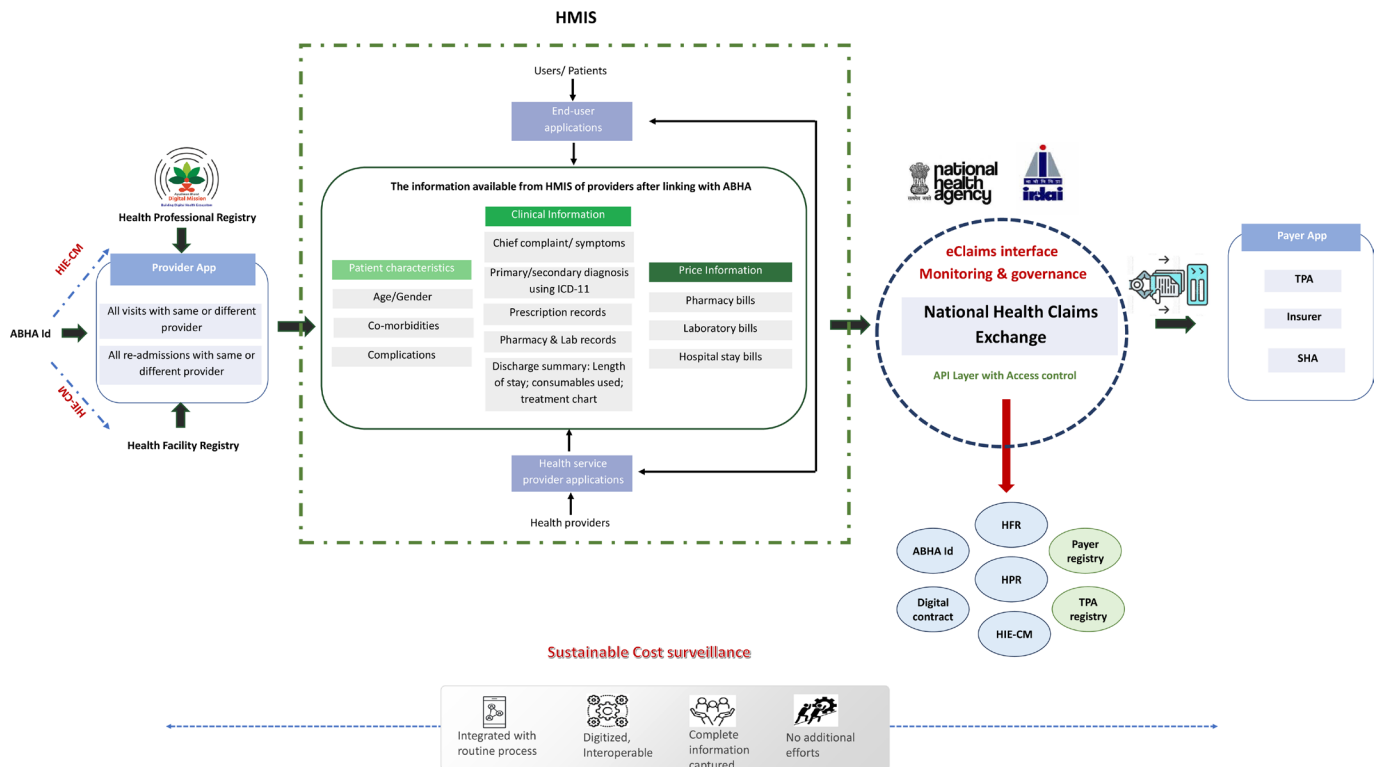
### WAY FORWARD FOR SUSTAINABLE COST SURVEILLANCE

One of the biggest opportunities amidst these challenges to set up a sustainable healthcare cost-surveillance system is the digital transformation, which is ongoing in India through the implementation of *Ayushman Bharat* Digital Mission (ABDM). The key components of the ABDM likely to aid the creation of a cost surveillance system include, a unique identification for each individual in the country in the form of the *Ayushman Bharat* Health Account (ABHA), registration of all health facilities or establishments and health professionals as well as a unified health interface.<sup>31</sup> The latter will enable all ABDM-compliant health information and patient electronic health records to become interoperable and fetch information from one to another. To better understand the ability of ABDM compliant MIS, our approach further encompassed a virtual consultation with the ABDM staff, allowing us to gain a comprehensive grasp of the type of information captured within an ABDM compliant MIS, and the adequacy of existing information to support data for cost surveillance (figure 3). Subsequently, we engaged in stakeholder consultations (figure 3). These consultations were aimed to validate the plausibility of such integrated systems and to identify the factors that could either hinder or facilitate their implementation. This two-pronged approach not only bolstered our insights but also contributed significantly to the depth of our study.

The insights from the consultation revealed that such MIS platforms can enable healthcare providers to easily

manage their patients' appointments, medical histories, prescriptions, take video consultations and billing. More importantly, the ABDM-compliant MIS captures details on the chief complaint, disease symptoms and diagnosis of the patient classified as per the ICD-11 alongside information on drugs, diagnostics and implants and the doses prescribed. The MIS also has the scope to capture detailed information on the consumables used during the various procedures performed for the patients. These information systems are envisioned to be used by a range of providers (private, trust/charitable, non-governmental organisations as well as government hospitals) and so, have been structured in a way so as to also capture detailed billing-related information for each visit of the patient. More notably, the ABDM ecosystem has been seamlessly integrated with the National Health Claims Exchange (NHCE), facilitating the smooth exchange of data, documents and images across various stakeholders. These stakeholders include payers like insurance companies, third-party administrators (TPAs) and government scheme administrators as well as providers such as hospitals, laboratories and polyclinics. Apart from its amalgamation with ABHA, health facility and professional registries, the NHCE has also established connections with TPAs and payer registries. This system ensures the authentication of individuals' identities before information sharing, acquires their consent through the consent manager and securely oversees the exchange of health records (figure 4).

Furthermore, it is important to highlight the pivotal role that digital technology has played in accumulating data for healthcare decision-making. A survey conducted by the Organisation for Economic Co-operation and



**Figure 4** Framework to use existing Ayushman Bharat Digital Mission (ABDM) platform to build sustainable cost surveillance systems. HMIS: Hospital Management Information System; HIE-CM:Healthcare Information Exchange - Consent Manager; SHA: State Health Agency; HPR: Healthcare Professionals Registry; HFR: Health Facility Registry; TPA, third-party administrator.

Development across 23 countries sheds light on the National Health Data Infrastructure and governance across these countries.<sup>33</sup> The findings reveal that in 14 out of 23 countries, 75%–100% of the data essential for shaping healthcare data sets are automatically extracted from electronic clinical or administrative records. Furthermore, 13 countries including Denmark, Finland and Korea (highest scorers) are regularly linking data to produce indicators of healthcare utilisation and costs.<sup>33</sup> Additionally, the data sets are being used to develop healthcare quality and system performance indicators; to measure care coordination and outcomes of care pathways; to measure compliance with national healthcare guidelines; to measure disease prevalence and to measure health and healthcare by socioeconomic status. Furthermore, several countries, such as the USA, Estonia, Croatia and China, have established regular cost surveillance systems by extracting data from their existing digital healthcare information systems.<sup>34–40</sup> In contrast, countries like Australia and Germany have developed digital national healthcare cost accounting systems to generate data for cost surveillance.<sup>37 38 41–43</sup>

Drawing from experiences in other countries, the evidence strongly indicates that the digitisation of health records and the adoption of digital technology are likely to play pivotal roles in establishing cost surveillance systems in India. These systems are integral to the success of publicly financed health insurance schemes. Nonetheless, the findings from our qualitative interviews with

healthcare providers also underscore the pressing need for establishing MIS-integrated routine cost-surveillance systems, which would not only enhance the visibility to the resource consumption in a facility but also, more importantly, reduce any additional/duplicity of tasks to capture such information.

Nonetheless, our proposition of harnessing ABDM complaint MIS rests firmly on its two core pillars: standardising information across diverse healthcare providers and achieving seamless interoperability. Standardisation establishes a unified framework for data exchange and storage by implementing consistent formats for health records, medical data and administrative information. This enhances the reliability and quality of information flow, supporting data integration, analytics and decision-making. Similarly, interoperability involves setting technical standards, protocols and interfaces for data sharing across platforms, ensuring accessibility and updates of health records. This fosters coordinated care, reduces redundancies and improves patient experiences by making pertinent data available to healthcare providers when needed. This integrated strategy not only enhances ABDM’s efficiency and credibility but also cultivates a more effective, holistic healthcare ecosystem.

The process evaluation of the cost surveillance pilot found that the data being entered in the routine billing systems and provider-specific MIS within the hospitals can be used to fetch details of quantity of resources being consumed. Once these become ABDM compliant, the

data generated can become part of PMJAY's routine data collection and be used along with either cost or price data to derive unit costs. However, if the purpose of using the data in the short run is to generate cost weights to differentiate prices based on the patient characteristics or demand-side characteristics, then billing or charge data can also be used. To generate health service costs, the national costing data will have to be used along with reference costs such as the CHSI data, including the cost of all other fixed resources and length of stay data to differentiate the patients of same disease with different severity. The PM-JAY provider payment policy, which has been recently published in 2022, also outlines a similar plan for analysis of the existing manual cost surveillance data entry pilot.<sup>30</sup>

The overall lesson from the cost surveillance pilot so far has been that for such a system to be sustainable at large scale requires two important conditions. First, it should be integrated with existing billing or patient information system or MIS, which do digitise similar information on quantity and prices of drugs, consumables, implants and diagnostic tests (figure 2). Second, it should not entail additional data entry effort. The latter implies that the existing data from billing or claim system should be automatically fetched through application programming interfaces. However, for the above to succeed the existing systems should be standardised and interoperable.

## CONCLUSION

Cost data are critical to the role of strategic purchasing in healthcare and informing reimbursement rates for publicly financed health insurance schemes. The lower middle-income countries on their journey to establishing large public funded health coverage programmes need cost evidence and, thus, the Indian experience provides valuable lessons for these other settings. Though the evidence from large-scale costing studies have been instrumental in guiding price setting, however, these are resource and time intensive. Furthermore, the level of granularity of availability of records due to lack of electronic patient records extends the effort to determine costs by many folds, which is a deterrent to good-quality cost data. Therefore, there is a need to focus on building sustainable mechanisms for setting up systems for generating accurate cost data rather than relying on resource-intensive studies for cost data collection.

**Contributors** Conception of the study: SP. Data curation and analysis: SP, YC, BG, LG. Writing the first draft: SP, YC. Review and editing: SP, YC, BG, LG. Responsible for the overall content as guarantor: SP. The guarantor accepts full responsibility for the finished work and/or the conduct of the study, had access to the data, and controlled the decision to publish.

**Funding** The article is funded by Bill & Melinda Gates Foundation (INV-003239).

**Competing interests** Dr. Shankar Prinja has formerly served as the Executive Director of the National Health Authority, and Dr. Basant Garg is currently serving as the Additional Chief Executive Officer of the National Health Authority, Government of India.

**Patient consent for publication** Not applicable.

**Ethics approval** Ethical approval was sought by the Institute Ethics Committee, Postgraduate Institute of Medical Education and Research, Chandigarh, India, vide letter no. IEC-09/2020-1174.

**Provenance and peer review** Not commissioned; externally peer reviewed.

**Data availability statement** All data relevant to the study are included in the article or uploaded as supplementary information.

**Open access** This is an open access article distributed in accordance with the Creative Commons Attribution 4.0 Unported (CC BY 4.0) license, which permits others to copy, redistribute, remix, transform and build upon this work for any purpose, provided the original work is properly cited, a link to the licence is given, and indication of whether changes were made. See: <https://creativecommons.org/licenses/by/4.0/>.

## ORCID iDs

Shankar Prinja <http://orcid.org/0000-0001-7719-6986>

Lorna Guinness <http://orcid.org/0000-0002-1013-4200>

## REFERENCES

- Sharma A, Prinja S. Universal health coverage: current status and future roadmap for India. *Int J Non-Commun Dis* 2018;3:78.
- Chalkidou K, Glassman A, Marten R, et al. Prioritysetting for achieving universal health coverage. *Bull World Health Organ* 2016;94:462–7.
- National Health Authority. Ministry of Health and Family Welfare. Government of India. Ayushman Bharat- Pradhan Mantri JAN Arogya Yojna (AB-PMJAY): annual report 2018-19. Available: <https://pmjay.gov.in/node/1131> [Accessed 21 Jul 2021].
- World Health Organization. *Case-based payment systems for hospital funding in Asia. An investigation of current status and future directions*. OECD Publishing, 2015.
- NHA. Lessons learnt in one year Impementation of PM-JAY. National Health Authority. Ministry of Health and Family Welfare. Government of India, Available: <https://pmjay.gov.in/node/1132> [Accessed 22 Jul 2021].
- Angell BJ, Prinja S, Gupt A, et al. The Ayushman Bharat Pradhan Mantri JAN Arogya Yojana and the path to universal health coverage in India: overcoming the challenges of stewardship and governance. *PLoS Med* 2019;16:e1002759.
- Prinja S, Downey LE, Gauba VK, et al. Health technology assessment for policy making in India: current scenario and way forward. *Pharmacoecon Open* 2018;2:1–3.
- Prinja S, Chauhan AS, Rajsekhar K, et al. Addressing the cost data gap for universal healthcare coverage in India: a call to action. *Value Health Reg Issues* 2020;21:226–9.
- Prinja S, Singh MP, Guinness L, et al. Establishing reference costs for the health benefit packages under universal health coverage in India: cost of health services in India (CHSI) protocol. *BMJ Open* 2020;10:e035170.
- Luca L, Paul O. *Price setting and price regulation in health care. Lessons for advancing universal health coverage*. OECD Publishing, 2019.
- Journey from HBP 1.0 to HBP 2.0 [Pmjay.gov.in]. 2021. Available: <https://pmjay.gov.in/sites/default/files/2020-01/Journey-from-HBP-1.0-toHBP-2.0.pdf> [Accessed 21 Jul 2021].
- Prinja S, Singh MP, Rajsekar K, et al. Translating research to policy: setting provider payment rates for strategic purchasing under India's national publicly financed health insurance scheme. *Appl Health Econ Health Policy* 2021;19:353–70.
- National Health Authority, Government of India, New Delhi. *Ayushman Bharat Pradhan Mantri Jan Arogya Yojana: health benefits package manual part-1*. 2022: 1–29.
- Johns B, Torres TT, WHO-CHOICE. Costs of scaling up health interventions: a systematic review. *Health Policy Plan* 2005;20:1–13.
- Bahuguna P, Guinness L, Sharma S, et al. Estimating the unit costs of healthcare service delivery in India: addressing information gaps for price setting and health technology assessment. *Appl Health Econ Health Policy* 2020;18:699–711.
- Barber SL, Lorenzoni L, Ong P. *Price setting and price regulation in health care: lessons for advancing universal health coverage*. Geneva: World Health Organization, Organisation for Economic Co-operation and Development, 26 June 2019.
- Wangen KR, Grepperud S. Supply factors as determinants of treatment costs: clinicians' assessments of a given set of referrals to community mental health centers in Norway. *BMC Health Serv Res* 2018;18:60.

- 18 Schulz E. The influence of supply and demand factors on aggregate health care expenditure with a specific focus on age composition. ENEPRI research report no. 16;
- 19 Chauhan AS, Guinness L, Bahuguna P, *et al*. Cost of hospital services in India: a multi-site study to inform provider payment rates and health technology assessment. *BMC Health Serv Res* 2022;22:1343.
- 20 Mathauer I. Setting health insurance remuneration rates of private providers in Kenya: the role of costing, challenges and implications. *Int J Health Plann Manage* 2011;26:e30–47.
- 21 Riewpaiboon A. Standard cost list for economic evaluation in Thailand. *Value in Health* 2012;15:A645.
- 22 Jacobs B, Hui K, Lo V, *et al*. Costing for universal health coverage: insight into essential economic data from three provinces in Cambodia. *Health Econ Rev* 2019;9:29.
- 23 National Health System Cost Database for India (no date) Department of Community Medicine & School of Public Health PGIMER Chandigarh, Available: [https://www.healthconomics.pgisph.in/costing\\_web/](https://www.healthconomics.pgisph.in/costing_web/) [Accessed 21 Apr 2023].
- 24 Ozaltın A, Cashin C, Acheampong OB, *et al*. Joint learning network for universal health coverage. In: *Costing of health services for provider payment: a practical manual based on country costing challenges, trade-offs, and solutions*. 2014.
- 25 Prinja S, Brar S, Singh MP, *et al*. Process evaluation of health system costing—experience from CHSI study in India. *PLoS One* 2020;15:e0232873.
- 26 Singh MP, Popli R, Brar S, *et al*. CHSI costing study—challenges and solutions for cost data collection in private hospitals in India. *PLoS One* 2022;17:e0276399.
- 27 Batura N, Pulkki-Brännström A-M, Agrawal P, *et al*. Collecting and analysing cost data for complex public health trials: reflections on practice. *Glob Health Action* 2014;7:23257.
- 28 Griffiths UK, Legood R, Pitt C. Comparison of economic evaluation methods across low-income, middle-income and high-income countries: what are the differences and why. *Health Econ* 2016;25:29–41.
- 29 Prinja S, Bahuguna P, Singh MP, *et al*. Refining the provider payment system of India's government-funded health insurance programme: an econometric analysis. *BMJ Open* 2023;13:e076155.
- 30 World Health Organization. ICD-11 2023, Available: <https://www.who.int/news/item/14-02-2023-icd-11-2023-release-is-here> [Accessed 1 May 2023].
- 31 NHA. Official website ayushman Bharat Digital mission. NHA | Official website Ayushman Bharat Digital Mission, Available: <https://abdm.gov.in/abdm> [Accessed 1 May 2023].
- 32 Trivedi M, Saxena A, Shroff Z, *et al*. Experiences and challenges in Accessing hospitalization in a government-funded health insurance scheme: evidence from early implementation of Pradhan Mantri JAN Aarogya Yojana (PM-JAY) in India. *PLoS One* 2022;17:e0266798.
- 33 Oderkirk J. Survey results: National health data infrastructure and governance, 10.1787/55d24b5d-en
- 34 Bredekamp C, Bales S, Kahur K, eds. *Transition to diagnosis-related group (DRG) payments for health: lessons from case studies*. World Bank Publications, 19 December 2019.
- 35 Barber SL, Lorenzoni L, Ong P. Institutions for health care price setting and regulation: a comparative review of eight settings. *Int J Health Plann Manage* 2020;35:639–48.
- 36 Mathauer I, Wittenbecher F, World Health Organization. *DRG-based payments systems in low-and middle-income countries: Implementation experiences and challenges*. World Health Organization, 2012.
- 37 Basu P, Mittal S, Bhadra Vale D, *et al*. Secondary prevention of cervical cancer. *Best Pract Res Clin Obstet Gynaecol* 2018;47:73–85.
- 38 Department of Cytology and Gynaecological Pathology, Postgraduate Institute of Medical Education, and Research, Chandigarh, India. Guidelines for Cervical Cancer Screening Programme, Available: [http://screening.iarc.fr/doc/WHO\\_India\\_CCSP\\_guidelines\\_2005.pdf](http://screening.iarc.fr/doc/WHO_India_CCSP_guidelines_2005.pdf) [Accessed 16 Jul 2018].
- 39 Aswathy S, Quereshi MA, Kurian B, *et al*. Cervical cancer screening: current knowledge & practice among women in a rural population of Kerala, India. *Indian J Med Res* 2012;136:205–10.
- 40 Basu P, Majid M. *Cervical cancer screening program of Bangladesh: evaluation & formulation of quality assurance standards & guidelines*. Bangladesh: United Nations Population Fund (UNFPA), 2008.
- 41 Haigekassa E. *Overview of Estonian experiences with DRG system*. Tallin, Estonia: Department of Health Economics, Estonian Health Insurance Fund, 2009.
- 42 Zhang Q, Li X. Application of DRGs in hospital medical record management and its impact on service quality. *Int J Qual Health Care* 2022;34:mzac090.
- 43 Nilaweera RIW, Perera S, Paranagama N, *et al*. Knowledge and practices on breast and cervical cancer screening methods among female health care workers: a Sri Lankan experience. *Asian Pac J Cancer Prev* 2012;13:1193–6.