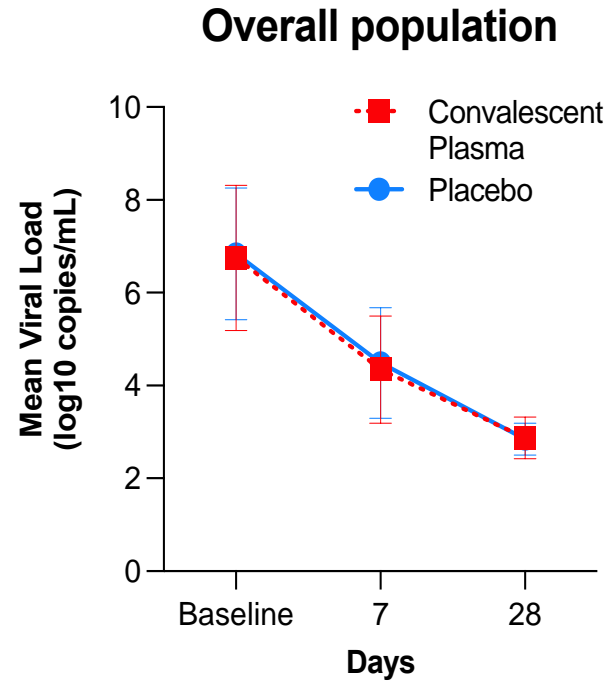
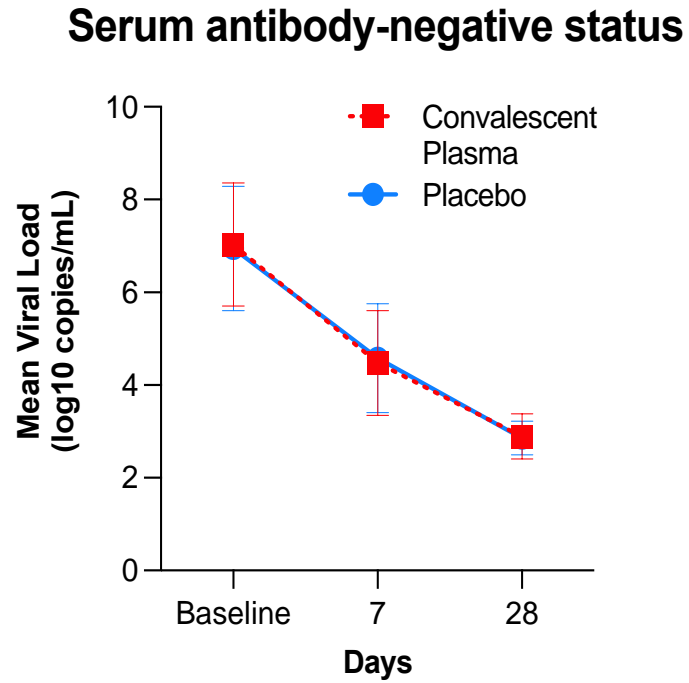


Figure 2



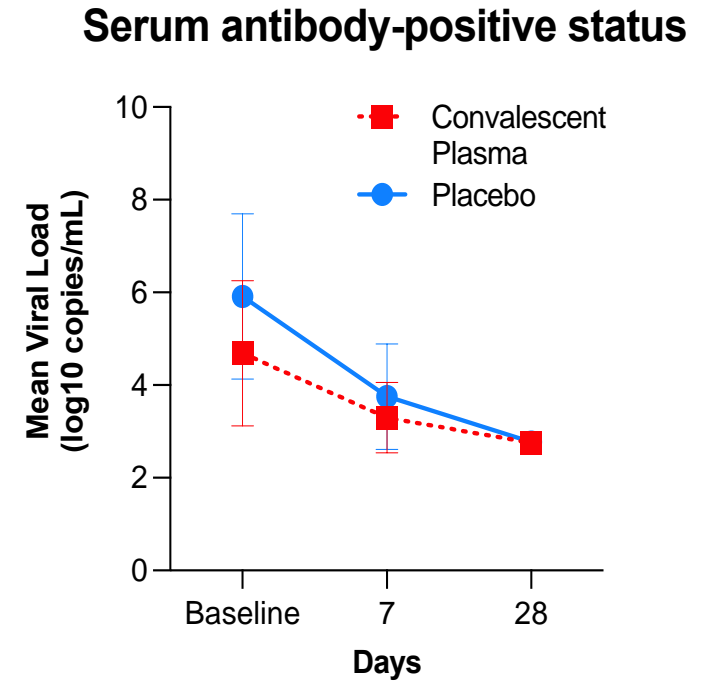
Difference in change from baseline
Crude difference (95% CI)

Convalescent Plasma vs Placebo	Difference in change from baseline	
	Day 7	Day 28
	-0.10	0.12
	(-0.35 to 0.15)	(-0.17 to 0.40)



Difference in change from baseline
Crude difference (95% CI)

Convalescent Plasma vs Placebo	Difference in change from baseline	
	Day 7	Day 28
	-0.19	-0.02
	(-0.45 to 0.07)	(-0.28 to 0.25)



Difference in change from baseline
Crude difference (95% CI)

Convalescent Plasma vs Placebo	Difference in change from baseline	
	Day 7	Day 28
	0.29	0.86
	(-0.54 to 1.12)	(-0.20 to 1.91)