

LONDON  
SCHOOL of  
HYGIENE  
& TROPICAL  
MEDICINE



LSHTM Research Online

Nayiga, S; (2022) Antibiotics in Society: a multi-sited ethnography in rural and urban Uganda. PhD (research paper style) thesis, London School of Hygiene & Tropical Medicine. DOI: <https://doi.org/10.17037/PUBS.04664936>

Downloaded from: <https://researchonline.lshtm.ac.uk/id/eprint/4664936/>

DOI: <https://doi.org/10.17037/PUBS.04664936>

**Usage Guidelines:**

Please refer to usage guidelines at <https://researchonline.lshtm.ac.uk/policies.html> or alternatively contact [researchonline@lshtm.ac.uk](mailto:researchonline@lshtm.ac.uk).

Available under license. To note, 3rd party material is not necessarily covered under this license: <http://creativecommons.org/licenses/by-nc-nd/4.0/>

<https://researchonline.lshtm.ac.uk>

LONDON  
SCHOOL *of*  
HYGIENE  
& TROPICAL  
MEDICINE



**Antibiotics in Society: a multi-sited ethnography in rural and urban Uganda**

**SUSAN NAYIGA**

**Thesis submitted in accordance with the requirements for the degree of Doctor  
of Philosophy of the University of London**

**Department of Global Health and Development**

**Faculty of Public Health and Policy**

**LONDON SCHOOL OF HYGIENE & TROPICAL MEDICINE**

Funded by:

Tuition Fees and stipend – Malaria Training Grant funded by Fogarty International Centre of the National  
Institutes of Health under Award Number D43TW010526

Fieldwork costs – The Antimicrobials in Society (AMIS) Project Uganda funded by the Antimicrobial  
Resistance Cross Council Initiative supported by the seven research councils in partnership with other  
funders


2021

## **Declaration by student**

I, Susan Nayiga, confirm that the work presented in this thesis is my own. Where information has been derived from other sources, I confirm that this has been indicated in the thesis. This work has not been submitted previously for an academic qualification.

Name: Susan Nayiga

Date: 27<sup>th</sup> August 2021

Signature: 

## Abstract

**Background:** Antimicrobial resistance (AMR) has risen high on the global health agenda in recent years. Governments around the world have been required to develop plans to address AMR, including antibiotic stewardship programmes. With antibiotic use increasing globally, and increasing awareness of the multiple arenas in which these medications hold significance, a holistic understanding of the nature of our reliance on antibiotics is needed. The aim of this study was to describe how antimicrobials intersect with life, livelihoods and health care for humans and animals in rural households in Uganda.

**Methods:** I employed a multi-sited ethnographic approach. To explore patterns of antibiotic use, I led a series of antibiotic surveys, enrolling 100 households in rural Tororo, 174 residents in urban Kampala and 115 pig and poultry farms in peri-urban Wakiso. In order to explore the significance of antibiotics and how antibiotic use is linked to wider social, economic and political trends in modern Uganda, I carried out ethnographic fieldwork in rural Tororo district in eastern Uganda over 14 months. I conducted participant observations, participant feedback meetings, and health worker interviews within homesteads, private clinics, government health centres, veterinary drug shops and animal markets. I compared findings from the research in Tororo with parallel ethnographic research, which I supervised over 10 months, in an informal settlement in Kampala and among pig and poultry farmers in peri-urban Wakiso.

**Findings:** Antibiotics were used frequently across the study sites, although the types and volume of antibiotics used by residents and farmers varied widely between the rural Tororo, urban Kampala and peri-urban Wakiso. Social and economic factors that shaped antibiotic use included the imperative to take opportunities and the discourse of betterment in today's modern Uganda society, the insecurities that people encountered in their everyday lives and availability of resources and professional and patient expectations in health care settings. Antibiotic use was one of the ways that people took

opportunities in a landscape where clinical research and humanitarian projects presenting medicines among other opportunities have become a way for people to better themselves for decades. With a vision to transform Uganda into a modern, independent, resilient and self-sustaining economy, Ugandans are persistently encouraged to take up opportunities availed through government and non-governmental programmes. This taking-of-opportunities had become an end in itself. In this context, the insecurity in peoples' everyday lives which drives antibiotic use, was reinforced by the pervasive rhetoric of opportunity. In lower-level health facilities in Tororo where 'care' was characterized by delivery of medicines, clinical practice was shaped by availability of resources, and professional and patient expectations, as much as by the clinical guidelines. Clinical guidelines were present, and known in the health facilities, but seemed to co-exist with clinical practice rather than dictate it.

**Conclusions:** Antibiotic use is central to the way people sustain everyday life in modern Uganda. The contextual information reflecting the multiple dimensions and connections involved with antibiotic use, provided by this thesis contributes to a growing literature that connects pharmaceutical practices with national and global systems. This research provides insights that can inform locally relevant interventions seeking to optimize the use of antimicrobials and to curb AMR in Uganda and elsewhere.

## Contents

<b>Acknowledgements</b> .....	9
<b>Abbreviations</b> .....	11
<b>Chapter 1. Introduction</b> .....	12
1.1 Motivation for this research .....	13
1.2 Increasing use of antimicrobials .....	15
1.3 The problem of increasing use of antimicrobials.....	17
1.4 Antimicrobial use – An individual behaviour problem .....	21
1.5 The need for anthropological approaches in understanding antimicrobial use.....	22
1.6 Research aim and questions .....	25
1.7 Contribution of thesis .....	25
1.8 Thesis structure.....	27
<b>Chapter 2. Literature Review</b> .....	31
2.1 Antimicrobial resistance- A global health threat .....	31
2.2 Antimicrobial resistance in Uganda .....	32
2.3 Dominant approaches in addressing antimicrobial use.....	35
2.4 The One Health approach: An attempt to address AMR as a problem of connectivity .....	38
2.5 Social science on antimicrobial resistance and antibiotic use to date .....	41
2.6 Social theory relevant to antimicrobial use studies.....	43
2.6.1 Pharmaceuticalisation.....	46
2.6.2 Development and Global Health.....	54
2.6.3 Inequality and entrepreneurship .....	60
2.7 Chapter Summary .....	66
<b>Chapter 3 Study setting</b> .....	68
3.1 Introduction .....	68
3.2 Uganda .....	68
3.2.1 Development and Opportunity.....	69
3.2.2 The Ugandan health system .....	72
3.2.3 Supply and regulation of pharmaceuticals in Uganda .....	75
3.3 The Antimicrobials in Society (AMIS) Project sites .....	77
3.3.1 Tororo district .....	78
3.3.2 Kampala district .....	79
3.3.3 Wakiso district.....	81
3.4 Chapter summary.....	82
<b>Chapter 4. Methodology</b> .....	85

4.1 Introduction .....	85
4.2 Methods .....	85
4.2.1 Antibiotic surveys.....	87
4.2.2 Ethnographic fieldwork.....	90
4.2.3 Participant Feedback discussions.....	94
4.2.4 Documentary analysis .....	94
4.2.5 Comparative study .....	95
4.3 Positionality.....	96
4.3.1 Anthropology at home .....	96
4.3.2 Anthropology as part of a collaborative project .....	99
4.3.3 Navigating anthropology as a new field at home .....	100
4.3.4 An insider and outsider at the same time.....	101
4.3.5 Pressures and ethical dilemmas of doing ethnography at home .....	103
4.3.6 Social science research on veterinary use of antibiotics .....	104
4.3.7 The value of incorporating ethnography in social science studies .....	105
4.3.8 Fieldwork during the COVID-19 pandemic .....	107
4.4 Data .....	107
4.4.1 Data management .....	107
4.4.2 Data analysis .....	109
4.5 Ethical considerations .....	110
4.5.1 Potential harms and benefits.....	111
4.5.2 Informed consent.....	112
4.5.3 Privacy and confidentiality.....	113
4.5.4 Compensation .....	114
4.6 COVID-19 Protocols.....	114
<b>Chapter 5 Use of antibiotics to treat humans and animals in Uganda.....</b>	<b>117</b>
5.1 Chapter Introduction .....	117
5.2 Research Paper .....	117
5.3 Chapter Summary .....	145
<b>Chapter 6 Role of antibiotics at a domestic and societal level.....</b>	<b>147</b>
6.1 Chapter Introduction .....	147
6.2 Research Paper .....	147
6.3 Chapter summary.....	175
<b>Chapter 7 The context of prescribing and dispensing antibiotics .....</b>	<b>177</b>
7.1 Chapter Introduction .....	177

7.2 Research Paper .....	177
7.3 Chapter Summary .....	203
<b>Chapter 8. A comparison of the ways antibiotics are entangled with life in rural Tororo, urban Kampala and peri-urban Wakiso.....</b>	<b>205</b>
8.1 Chapter Introduction .....	205
8.2 Research Paper .....	205
8.3 Chapter summary.....	240
<b>Chapter 9. Discussion .....</b>	<b>242</b>
9.1 Introduction .....	242
9.2 Summary of findings .....	242
9.3 Implications for health social sciences.....	245
9.3.1 Understanding the social, political and economic work that antibiotics do in society .....	245
9.4 Implications for AMR policy and practice .....	247
9.4.1 Addressing antibiotic use drivers .....	247
9.4.2 Expanding the One health approach to AMR .....	252
9.4.3 Improving regulation of antibiotics outside of the public sector .....	253
9.4.4 Repositioning systems as stewards of antibiotics.....	256
9.4.5 Sharing lessons on antibiotic use emerging from different fields of study .....	258
9.5 Implications for public health research .....	260
9.5.1 Strengthening evidence on antibiotic use outside formal healthcare settings .....	260
9.5.2 The need for evidence and evaluations of antimicrobial stewardship programmes .....	262
9.6 Strengths and limitations .....	263
9.7 Reflections: Ending the PhD journey .....	265
<b>References .....</b>	<b>270</b>
<b>Appendices .....</b>	<b>294</b>
Appendix 1. Medicines survey questionnaire.....	294
Appendix 2. In-depth interview topic guide - HC II A.....	307
Appendix 3. In-depth interview topic guide - HC II B.....	311
Appendix 4. In-depth interview topic guide - Private Clinic .....	315
Appendix 5. In-depth interview topic guide - Animal health workers.....	318



## List of figures

Figure 1. AMIS Uganda study sites.....	77
Figure 2. Antibiotic survey profile.....	88

## **Acknowledgements**

I am grateful to God for the gift of life, good health and a spirit of persistence that has made it possible for me to complete my PhD.

This research was made possible by the participation of residents of Nagongera, Sub County, Tororo and their healthcare providers; residents of Namuwongo and Kisugu in Kampala; and pig and poultry farmers in Kira, Kasangati, Kyengera, Makindye Ssabagabo, Katabi and Kasanje in Wakiso. Thank you for welcoming this research with no reservations. I appreciate your kindness, hospitality and patience throughout the data collection period.

A special thank you to the Tororo district health team, the district veterinary and production office teams, health care providers, extension animal health workers, local council leaders and village health team members; the Kampala City Council Authority (KCCA) Public Health Directorate, local council leaders and village health team members in Namuwongo and Kisugu; and the Wakiso district veterinary and production office teams, extension animal health workers, town council and local council leaders. Thank you for the support and guidance that you provided during the data collection process and throughout the research period.

I am grateful to my supervisory team - Prof. Clare Chandler, Prof. Sarah Staedke and Dr. Laurie Denyer Willis - who made my PhD journey an exciting learning experience. Clare, thank you for your knowledge and guidance during this undertaking of researching medicines use in everyday life. Thank you for always making time, and for the important insights that challenged me to think differently and dig deeper into my analysis. Sarah, your guidance on the statistical and clinical aspects of my research has been invaluable. Thank you for the feedback that has always made me reflect on how my analysis and findings might be received by a non-social science audience. I am grateful for your thorough review of all my papers and for always providing detailed feedback. Laurie, thank you for guiding me through the different anthropology bodies of work and theoretical literatures. I am grateful for your ability to walk me through the theories in such a simple and clear way.

Thank you to the Antimicrobials in Society (AMIS) Uganda team: Christine Nabirye and Miriam Kayendeke for their support and commitment towards the urban informal settlement and farming components of the AMIS Project. You have been the best team that I could have wished to undertake this project with. You made the four years of this research worthwhile as colleagues and friends. Thank

you to the AMIS Uganda project advisory committee for your guidance and insights over the four years of the AMIS project. Thank you to the Anthropology of Antimicrobial Resistance Group at LSHTM for providing a platform that has greatly contributed to the strides I have made in learning and growing in the anthropological aspects of my research. I thank the team at the Infectious Diseases Research Collaboration (IDRC) for hosting the AMIS project in Uganda and for the administrative and logistical support. Also, at IDRC-UCSF, I express my gratitude to Prof. Grant Dorsey and Jaffer Okiring for their statistical advice regarding the analysis of the results presented in Chapter 5. Special thanks also go to Prof. Moses Kanya and the Malaria Training Grant Team at Makerere University, Rhoda Namubiru, Dr. Emma Arinaitwe and Dr. Nankabirwa Joaniter for the support you gave me during my studies. Thanks to Ceaser Barole for the guidance that you provided with ODK and for always being there to answer questions and trouble shoot when it was needed. Thanks to Simon Peter Kigozi for assistance with the map in Figure 1.

I am grateful to the late Gatrude Kataliga and Lydia Wendy Ndaruzi for providing me with a home in London. You always made me feel at home and took care of me like I was family. I thank Miriam Makumbi for the kindness and support during my stay in London. You were like a mother to me and for that I am forever indebted to you. Thank you for the Ugandan buffet I was assured of every Sunday in Dagenham Heathway. Thanks to Scott, Abel, Stella and Talemwa for your friendship and for listening and encouraging me to push forward when things seemed impossible. Thank you for always checking on me and asking about my progress. Thank you to my parents Mr and Mrs Lukande and siblings Doreen, Stella and Robert for your love, support and prayers. May God bless you for being an amazing family.

I am grateful for the Malaria Training Grant funded by Fogarty International Centre of the National Institutes of Health for meeting the costs of my tuition fees and travel expenses in the UK and The Antimicrobials in Society (AMIS) Project Uganda funded by the Antimicrobial Resistance Cross Council Initiative supported by the seven research councils in partnership with other funders for covering my field costs and salary.

## Abbreviations

AMR	Antimicrobial Resistance
AMIS	Antimicrobials in Society
CDDEP	Centre for Disease Dynamic, Economic and Policy
CIA	Critically Important Antimicrobials
FAO	Food and Agriculture Organisation
GARP	Global Antibiotic Resistance Partnership
GAP	Global Action Plan
IDRC	Infectious Diseases Research Collaboration
LMICs	Low and Middle Income Countries
GHSA	Global Health Security Agenda
NAP	National Action Plan
NDA	National Drug Authority
MDG	Millennium Development Goal
MoH	Ministry of Health
MAAIF	Ministry of Agriculture Animal Industry and Fisheries
NRM	National Resistance Movement
OIE	World Organisation for Animal Health
UNAS	Uganda National Academy of Sciences
SAPs	Structural adjustment programmes
SDG	Sustainable Development Goals
WASH	Water, Sanitation and Hygiene
WHO	World Health Organisation

## Chapter 1. Introduction

Increasing use of antimicrobials is of great concern to policy makers and world health leaders because of the growing threat of antimicrobial resistance. With antimicrobial use increasing for humans and animals, and antibiotic resistance genes spreading between humans, animals and the environment, the problem has become an archetype case for a 'One Health', involving coordination of sectors and actors to realise gains in health for humans, animals and the environment (World Health Organisation, 2015). Calls for social science to shed light on the reasons for reliance on antimicrobials globally have led to an increase in qualitative research focused on specific 'inappropriate use' scenarios, such as in routine hospital care or by informal drug sellers (Tompson and Chandler, 2021). Few studies have taken a holistic approach to antimicrobial use that takes peoples' everyday lives as the starting point, observing how antimicrobials intersect with life, livelihoods and healthcare for humans and animals. This thesis addresses this gap. By following the preoccupations and opportunities, the highs and lows of daily life for villagers in rural Tororo, day wage urban workers in urban Kampala and commercial poultry and piggery farmers in peri-urban Wakiso, I trace out the significance of antibiotics and unpick how these medicines encapsulate – at once conveying and folding into – wider social, economic and political trends in modern Uganda.

The thesis combines my ethnographic journey, located in homesteads, private clinics, government health centres, veterinary drug shops and animal markets, with my research commitment in leading a multi-sited project on the roles of antibiotics in Ugandan society. In this introductory chapter, I introduce the problem of increasing use of antimicrobials that has become of great concern to policy makers and world health leaders, because of the threat of antimicrobial resistance. I describe how widespread use of antimicrobials has been framed predominantly as an individual behavioural problem. I then discuss how educational and behaviour based interventions have had limited success, which

suggests the need to conceptualise and address the problem beyond individual behaviour. To address this need for wider-angle approaches, I describe the value of holistic methods and conceptual tools of anthropology for understanding antimicrobial use. Finally, I detail my research aims and questions, and provide a summary of the structure of this thesis.

## **1.1 Motivation for this research**

My interest and experience in the topic of this thesis is longstanding. I have been working in health research in Uganda since I graduated with my social science undergraduate degree from Makerere in 2006, and I joined the Clinical Epidemiology Unit to complete my dissertation project for my Masters in Epidemiology at Makerere in 2008. Since then, I have worked in infectious diseases and healthcare improvement research, with a short time also working in the Ministry of Health for the Government of Uganda. From 2010 to 2013, I led a team of social scientists at IDRC to carry out a process evaluation of a large health centre trial called the ACT PRIME study (Chandler et al., 2013; Chandler et al., 2017; Nayiga et al., 2014; Staedke et al., 2013; Staedke et al., 2016). This trial aimed to improve healthcare delivery – particularly for febrile illness – in selected government health centres in Tororo, eastern Uganda. The study, part of the ACT consortium funded by the Bill and Melinda Gates Foundation, initiated my longer term engagement at health facilities in this resource poor area of the country. As part of the evaluation team, my colleagues and I spent time at health facilities talking to health workers and patients and sitting in on consultations. During that time, particular observations stood out: drug stock outs limited activities at the health facilities; water and hygiene were equally as big challenges for healthcare workers; and antimicrobial prescribing seemed to occur – and be expected – in place of other forms of care. We found that children seeking care for fever at public health facilities were prescribed an antimalarial or an antibiotic in 86% of consultations; and that 31% of patients who tested negative by malaria rapid diagnostic tests (RDTs) were prescribed antimalarial treatment (artemether-lumefantrine)

(Chandler CIR et al., 2017). In addition, introducing RDTs for malaria reduced the unnecessary use of antimalarials but increased the use of antibiotics (ibid). These observations suggested that medicines may play a larger role than simply a curative one in this area.

In 2016, with colleagues led by Prof. Clare Chandler, Prof. Sarah Staedke and others, we submitted an application to the UK Economic and Social Research Council for a grant to establish an Antimicrobials in Society Programme, with the aim of bringing fresh perspectives to social studies of AMR. This application was successful, providing funding to conduct empirical studies in Uganda and Thailand to understand the role of antimicrobials in daily life using an anthropological approach. I am the local principal investigator of the Antimicrobials in Society (AMIS) Uganda study that was initiated in 2017 and completed in Uganda in July 2021. We work as a team of three Ugandan social scientists, two medical anthropologists based in the UK, and one Uganda based American clinician. Through this study, we have explored the role of antimicrobials in daily life from three locations with each focusing on a different perspective. In Wakiso, a peri urban location, Miriam Kayendeke led the research engaging with commercial poultry and piggery farmers. In Kampala, Christine Nabirye led the research which engaged with day wage urban workers residing in an informal settlement. In Tororo, the rural area where I had previously worked, I led the research focused on healthcare in rural households and health facilities. My work in Tororo forms the core of my PhD thesis. Throughout my PhD research, and as a team leader, I engaged in the design and analysis of the research in all three sites of rural Tororo, urban Kampala, and peri-urban Wakiso, through comparing how antimicrobials are entangled with life in each. This allowed me to reflect on the findings from Tororo, and to ask questions about this setting as compared to the other two study sites. This process was also helpful in enabling me to think about things differently and deal with the effects of being very familiar with this setting. Chapters 4 and 7 of this thesis draw together findings from across the three study sites.

## 1.2 Increasing use of antimicrobials

Antibiotic data from over 70 countries were compiled by Klein *et al.* (2018), showing an increase in consumption of antibiotics by humans of 65% between 2000 and 2015 (Klein *et al.*, 2018). Additionally, an increase in consumption of antibiotics for humans of 35% was reported between 2000 and 2010 (Van Boeckel *et al.*, 2014). Between 2000 and 2010, India, South Africa, China, Brazil and Russia were responsible for over half of global antibiotic consumption (Van Boeckel *et al.*, 2014). Furthermore, data on antibiotic consumption among humans collected between 2000 and 2015, indicated that the antibiotic consumption rates in low and middle income countries has risen to levels typically seen in high income countries (Klein *et al.*, 2018). Explanations of increasing antibiotic use globally carry an implicit teleology that situates individuals as rational actors in the face of quantifiable economic and knowledge resources. This observed increase globally has been attributed to increased availability of antibiotics in pharmacies and drug stores, increased knowledge about illness and available treatments, and rising incomes that have improved access to antibiotics (Center for Disease Dynamics Economics and Policy, 2015; Uganda National Academy of Sciences, 2015). The burden of infectious diseases resulting from poor water, sanitation and hygiene standards greatly contributes to the demand for antibiotics in developing countries (Araya *et al.*, 2016). Additionally, increased consumption of animal protein has been associated with accelerated use of antibiotics in agriculture (Center for Disease Dynamics Economics and Policy, 2015).

In Uganda, rates of antibiotic use in public health facilities are high, with data indicating that over half of all visits to a public health facility result in an antibiotic prescription (Foster *et al.*, 2008; Kiguba *et al.*, 2016). In addition, on average 2.67 medicines are prescribed for each patient, with antibiotics accounting for 28% of prescriptions (Foster *et al.*, 2008). Furthermore, a study of 1,400 children under-five years of age who presented to 20 health centres in Tororo, indicated that 53% of children who did



not undergo rapid diagnostic testing for malaria were prescribed an antibiotic. Moreover, two-thirds of children who had a negative read out on malaria rapid diagnostic test were also prescribed an antibiotic (Chandler et al., 2017). In Uganda, despite the existence of legal restrictions on where antibiotics can be sold, these medicines can be obtained over the counter without a prescription in many drug stores and pharmacies (Mukonzo et al., 2013; Ocan et al., 2014). A study conducted in 170 registered drug shops in Mukono district between August and October 2014, for example, indicated that over 90% of shops sold antibiotics, most commonly amoxicillin and trimethoprim sulfamethoxazole (Mbonye AK et al., 2016). In settings where malaria diagnostic testing is available, antibiotics are actually prescribed more frequently, especially in cases when the test for malaria is negative, both in health facilities and in drug shops (Batwala et al., 2011; Chandler et al., 2017; Mbonye et al., 2016). Our earlier work on this topic underscored that in Uganda, as in many other malaria-endemic settings, most presentations of fever result in prescription of at least one antimicrobial medicine (Burchett et al., 2017; Hopkins et al., 2017). This raised the question of whether these medicines have significance beyond simply targeting a known pathogen, as well as the need for interventions that aim to change human use of medicines to go beyond technologies of communication, whether with devices or through improvements in counselling (Chandler et al., 2017; Nayiga et al., 2014).

Global consumption of antibiotics in agriculture and livestock rearing has also been reported to be on the rise. In 2013, consumption of antimicrobials in food animals globally was estimated at 131,109 tonnes, and which is likely to increase to 200,235 tonnes by 2030 (Van Boeckel et al., 2017b). Globally, antimicrobials are used in large quantities in animals to enhance growth and for prophylaxis (Van Boeckel et al., 2017b). In Uganda, data on use of antimicrobials in livestock are limited. Frequent use of antibiotics has been reported in veterinary practice for treatment, prophylaxis and as additives in animal feeds, with tetracycline and penicillin most commonly used (Uganda National Academy of Sciences, 2015). One study included in the AMR situational analysis conducted by the Uganda National Academy

of Sciences in 2015, reported traces of penicillin in 13% of 384 milk samples obtained from milk cooling centres in Mbarara and Masaka districts, and in 18% of edible bovine tissue samples obtained from abattoirs or slaughter slabs in the same districts (ibid). It was also reported that sulphonamide residues were detected in 98% of chicken egg samples collected from 60 poultry farmers in and around Kampala, in a study carried out between December 2002 and March 2003 (ibid). In addition, antibiotics were frequently used by 97% of poultry farmers evaluated in a study conducted in peri-urban Wakiso (Bashahun and Odoch, 2015), for routine treatment of animals by 66% of farmers in rural Nakaseke, who reported routinely using tetracycline (Mukasa et al., 2012), and for treatment and disease prevention by 35% of livestock keepers from 6,000 rural agricultural households in central, eastern, northern and western Uganda (Mikecz et al., 2020). Data from the Uganda National Drug Authority (NDA) indicated that in 2010, 3.343 tonnes of antibiotic active ingredient were imported for therapeutic use in animals (Queenan et al., 2016). Additionally, data from the NDA indicated that tetracyclines and sulphamides were the largest classes of antibiotics in use among livestock in Uganda (ibid).

### **1.3 The problem of increasing use of antimicrobials**

The rising use of antimicrobial medicines is held responsible for the growing problem of AMR seen around the world. The increase in antimicrobial use has long been considered a problem for economic and safety reasons, but antimicrobial resistance has reignited the focus on antibiotic overuse as a problem (Bud, 2006; Landecker, 2016). AMR renders treatment of infectious diseases with certain antibiotics ineffective, undermines measures aimed at preventing and curing fatal diseases, and threatens the ability to conduct complicated procedures such as surgeries with minimal risk (World Health Organisation, 2015). As such, AMR contributes to poor health outcomes, such as prolonged illnesses and longer stays in hospital and increased mortality (ibid). An estimated 700,000 people die every year of drug resistant infections; indeed, by 2050, AMR may contribute to 10 million lives lost

annually due to resistant infections (O'Neill, 2016). Addressing the overuse of medicines is now a priority for global health leaders; in 2015, the United Nations Member states adopted the Global Action plan on AMR (World Health Organisation, 2015).

In Uganda, AMR has been detected among women presenting at a regional referral hospital for delivery or postpartum care (Bebell et al., 2017), healthy children under five years of age from selected communities in Iganga and Mayuge districts in Eastern Uganda (Kateete et al., 2020), stored uropathogenic *E. coli* isolates from the Clinical Microbiology Laboratory, Department of Medical Microbiology, College of Health Sciences Makerere University (Katongole et al., 2019; Katongole et al., 2020). A situational analysis on AMR in Uganda conducted by the Uganda National Academy of Sciences in 2015, indicated that resistance to commonly used antibiotics such as penicillins, tetracyclines and cotrimoxazole was above 50% in some cases. The same report indicated a high prevalence of multi drug resistant bacteria, including methicillin-resistant *Staphylococcus aureus* (MRSA) and extended-spectrum beta-lactamase (ESBL)-producing bacteria. The reported prevalence of MRSA varied from 2% to 90%, while prevalence of ESBL ranged from 10% to 75% among analysed isolates from patients presenting at selected referral hospitals in Central, Western and Northern Uganda (Uganda National Academy of Sciences, 2015). Increasing resistance to gram-negative enterobacteria against carbapenems was reported to range from 4% to 30% (ibid). Additionally, high rates of resistance to first-line antibiotics have been reported among *Staphylococcus aureus* and gram-negative organisms in a study of blood culture isolates collected at Mulago National Referral Hospital between June 2013 and October 2014 (Kajumbula et al., 2018). Of the 3,197 blood specimens that were collected, an organism was isolated in 462 (14%). Of these 60% (279/462) were gram-positive cocci, and commonly *Staphylococcus aureus* (127/279), of which 32% (41/127) were methicillin-resistant (MRSA). Of the 17 *Salmonella* spp. isolated, multidrug resistance was found among 3 of 5 *Salmonella typhi*, and 6 of 12 nontyphoidal *Salmonella* isolates. High rates of antibiotic resistance have also been reported in a study

where a retrospective analysis of culture and antibiotic sensitivity test results was conducted between January 2016 and December 2018, among patients presenting in Mbale and Soroti regional referral hospitals (Obakiro et al., 2021). Of the 3,092 microbiology records that were analysed, 1,305 samples yielded clinical isolates. *Escherichia coli* and *K. pneumoniae* were resistant to amoxicillin/clavulanate (83.5%; 64.6%), cefotaxime (74.2%; 52.7%), ciprofloxacin (92.1%; 27.8%), gentamicin (51.8%; 76%), imipenem (3.2%; 10.5%), tetracycline (98%; 74.5%), and trimethoprim-sulfamethoxazole (74.1%; 74.3%), respectively. *Staphylococcus aureus* and *S. pneumoniae* were resistant to ceftiofur (44.4%; 40.9%), chloramphenicol (69.1%; 27.6%) clindamycin (21.5%; 24.4%), gentamicin (83.2%; 66.9%), penicillin (46.5%; -) tetracycline (85.6%; 97.6%), trimethoprim-sulfamethoxazole (88%; 91.3%), and vancomycin (41.2%). In studies of livestock farming conducted in Uganda, 35% of Enterococci and 46% of *E. coli* isolates from food producing animals were resistant to erythromycin, gentamycin, tetracycline and ampicillin (Byarugaba et al., 2011a). Multi-drug resistance to sulphamethoxazole, tetracycline, streptomycin and ampicillin has also been reported in chickens (Byarugaba et al., 2011b.). In dairy cows, multi-drug resistance has been reported in *Staphylococcus aureus* isolates, with 71.4% of the isolates showing resistance to penicillin (100%), neomycin (85.7%), and tetracyclines (71.4%) (Kasozi et al., 2014).

Following the initiation of the World Health Organisation (WHO) Global Action Plan on AMR in 2015, outlining mechanisms for containing AMR, a country assessment of efforts to curb AMR was conducted in 2015 in Uganda by the Global Health Security Agenda (GHSA), revealing that there were no coordinated efforts to address AMR (Uganda National Academy of Sciences, 2015). Subsequently, a situational analysis of AMR was conducted in Uganda, aiming to develop an action plan for AMR to draw stakeholders together. The situational analysis of AMR in Uganda, supported by the Uganda National Academy of Sciences (UNAS) and the Center for Disease Dynamic, Economic and Policy (CDDEP), under the Global Antibiotic Resistance Partnership (GARP)-Uganda, revealed increasing trends in AMR (ibid).

The report also highlighted limited awareness among the public, policy makers, prescribers, and other professionals about AMR and its consequences. Uganda completed its Joint External Evaluation by GHSA in June 2017, and the results were discussed at the 4<sup>th</sup> GHSA High Level Ministerial Meeting that was held in Kampala in October 2017. In 2018, Uganda's National Action Plan (NAP) on AMR was launched by the Ministries of Health, Agriculture, Animal industry and Fisheries and Water and Environment, emphasising the need to promote the prudent use of antimicrobial agents. The national action plan summarised activities to characterize and situate the AMR problem in Uganda, guided by numerous international actors and frameworks. To implement the national action plan, five national technical working committees were formed, one of which is the Antimicrobial Stewardship, Optimal access and use Technical Working Committee constituting officials from the Ministries of Health, Agriculture Animal industry and Fisheries and Water and Environment and partners from the World Health Organisation, academic institutions and non-governmental organisations led by the Ministry of Health, Health Services and Pharmacy department. The national action plan includes a strategic objective to optimise the use of antimicrobial drugs through effective stewardship practices (Government of Uganda, 2018). Achieving optimal antimicrobial use is understood to require 'strengthening technical and regulatory frameworks, ensuring availability of appropriate medicines and changing behaviour among prescribers, dispensers and consumers'.

As a member of the Ugandan Technical Working Committee on Antimicrobial Stewardship, Optimal Access and Use, a key challenge that we have faced with implementation of stewardship activities is what and how to implement these given the limited resources. Stewardship activities targeting the general public have been limited to messages aired during the World Antimicrobial Awareness Week on the dangers of 'misusing' antibiotics. In healthcare settings, clinical guidelines have been adopted throughout the health system aiming to optimise antibiotic use. However, beyond disseminating clinical guidelines in some health facilities, not much progress has been made in implementing other

stewardship intervention activities such as supporting proper functioning of medicines and therapeutics committees in all healthcare facilities; disseminating antimicrobial stewardship working manuals and procedures; and supporting the implementation of antimicrobial stewardship through training, supervision, and monitoring.

#### **1.4 Antimicrobial use – An individual behaviour problem**

In the global public health community, AMR is currently framed as a problem arising from irrational use of antimicrobials by healthcare providers, who are said to be prescribing drugs injudiciously, and consumers who are misusing them. According to the World Health Organization (2002), the irrational use of medicines among healthcare providers involves ‘use of too many medicines per patient, inappropriate use of antimicrobials, often inadequate dosage for non-bacterial infections, over-use of injections when oral formulations would be more appropriate, and failure to prescribe in accordance with clinical guidelines.’ Among patients, irrational use of medicines is said to involve ‘inappropriate self-medication, often of prescription-only medicines and non-adherence to dosing regimens’(1) (World Health Organisation, 2002b). Given this framing, it is not surprising that amidst rising threats of AMR, global health actors like the WHO and the Food and Agricultural Organisation of the United Nations have placed emphasis on the need to address individual practices that accelerate the spread of AMR (Food and Agriculture Organisation of the United Nations, 2016; World Health Organisation, 2015; World Organisation for Animal Health, 2015). In human healthcare, these practices have been said to include inappropriate prescribing and dispensing, poor hygiene and infection prevention and control practices, and rampant sale of these medicines over-the-counter – which is seen as enabling self-medication (World Health Organisation, 2015). In animals, the problem has been reported as widespread use of antibiotics for therapeutic and non-therapeutic purposes (Food and Agriculture Organisation of the United Nations, 2016; World Organisation for Animal Health, 2015).

In the Uganda national action plan, behaviour change is emphasised, just like we see in many of the materials that form blueprints from multi-agency organisations, such as global action plans and awareness campaigns from the WHO and FAO. Uganda’s national action plan that was launched in 2018, mirrors the WHO global action plan principles and strategic objectives. Consistent with the ‘rational-irrational’ framework, the Uganda national action plan highlights that the main factor driving AMR is ‘misuse’ of antimicrobials. This misuse is characterised by self-medication and unrestricted access to medicines. The NAP proposes to address these seemingly inappropriate practices by improving awareness about AMR among health care professionals and the general public, promoting access to antimicrobials and ensuring they are used appropriately. In agriculture and veterinary medicine, emphasis has been put on providing prescription guidelines, putting in place stewardship programmes, restricting use of these medicines as growth enhancers, regulating the supply chain and monitoring antimicrobial residues in food (Government of Uganda, 2018). Breaking out of this behaviour change model way of thinking is a huge challenge – for AMR just as it is for many other areas of health promotion, in which the received wisdom has its roots in forms of biopolitics<sup>1</sup> established during colonial times (Palanco Lopez and Chandler, 2020).

## **1.5 The need for anthropological approaches in understanding antimicrobial use**

The shift in thinking on how to address problems like antibiotic use not as an issue of poor behaviour or lack of education, requires a different toolkit from that dominant in our public health paradigm. In anthropological approaches, we find an appetite for bringing fresh perspectives and an extensive toolkit for changing assumptions, for shedding light on existing ways of thinking, and on bringing into the frame different voices, artefacts, connections and values. The realities of peoples’ lives and livelihoods, and

---

<sup>1</sup>Biopolitics is a political rationality which takes the administration of life and populations as its subject: “to ensure, sustain, and multiply life, to put this life in order”. (Adams, 2017)

how these are connected to wider social, economic and political factors, are of great interest in anthropology (Singer et al., 2019). Indeed, anthropology often aims to bring to the fore what is taken for granted as common sense. In other words, to make the familiar strange (Rosaldo, 1989).

Anthropological work emphasizes local context, and anthropologists studying AMR are, therefore, interested in the practices around use of antimicrobials that make sense when understood in different contexts (Denyer Willis and Chandler, 2018).

Anthropologists have studied antimicrobial use around the world since the 1950s, with anthropological work on the topic picking up momentum in the 1980s and 90s (ibid). One of the most influential studies that has already advanced thinking about medicines is Susan Reynold's Whyte's research, based on long-term ethnographic fieldwork in Uganda, which aimed to understand the use of medicines and the meaning that people attached to medicines. She argued that giving and taking of medicines is a social act, as much as it is a medical one. As a social act, medicines use has implications on social relationships and peoples' image in society (Van der Geest and Whyte, 1989; Whyte et al., 2002). Whyte's work also demonstrates that beyond individual beliefs, medicine use is shaped by cultural, political and economic systems (Denyer Willis and Chandler, 2018). Her research involved spending long periods of time engaging in ethnographic fieldwork, underscoring the value that ethnographic work brings to the understanding of medicines, in particular antimicrobial use (Van der Geest et al., 1996). Ethnographic research can reveal insights that may be difficult for individuals to articulate or pinpoint due to their familiarity with their daily practice, and thus reveal how these activities are connected to social and wider contexts (Maanen, 1988). Ethnographic analysis is fundamental to understanding the processes involved in health decision-making and the social, cultural and economic context of everyday life (Das, 2007; Lock and Kaufert, 2006). Multi-sited ethnography offers the opportunity to 'follow' our research objects or subjects, in this case antibiotics, across multiple sites (such as homesteads, informal



settlements and farms) and dichotomies (such as local, global, system level), enabling us to gain a holistic understanding of complicated research subjects and objects (Marcus, 1995).

In response to the dominant framing of medicines use as rational or irrational in the public health discourse, anthropologists have questioned the usefulness of these categories. Some have argued that medicine users have their own form of rationality that is best understood within their context. Here, anthropologists have provided evidence on the logic behind consumers' use of medicines (Whyte et al., 2002). For example, consumers identifying symptoms that can be managed with a simple pain killer and those that may call for a more drastic action, like rushing to the nearest health facility where a blood test can be provided; or consumers making judgements on when to stop giving medicines like for malaria, a caregiver may decide to stop administering medicines early if the body temperature drops, and the child starts playing again. As demonstrated by these examples, people's treatment practices seem to reflect what makes sense in *their* context; which is neither universally rational nor irrational. Other anthropologists have questioned the rational/irrational framework, asking what additional work these categories are doing, such as to discipline populations, and how they reflect wider values such as who has the authority to define rationality (Chandler and Hutchinson, 2016).

There is still, however, a gap in understanding how antimicrobials seem to address the social, economic and political problems today. My supervisor, Clare Chandler has proposed that antibiotics are entangled with our present day infrastructure, and that they perform roles in society that actually enable particular forms of life (Chandler et al., 2016). She highlights examples of ways in which antimicrobials enable modernity, via productivity, scale and standardization (Chandler 2019). Antimicrobials may enable quick recovery from illness, so that people can return to work quickly; they can be added to animal products that can then be exported in large quantities across the world; and they may also guard against infection in places where sanitation practices are poor. Chandler and Denyer Willis (2019) argue that antibiotics

are used to fill gaps in health care, hygiene and productivity in settings where resources are scarce. However, an in-depth description of how this occurs in everyday life remains a gap in the literature. There is a need to understand the details of the relationships between these medicines and wider social, economic and political forces, and how this plays out in everyday lives. It is important to understand what it is about life today that sustains or is sustained by antimicrobial use.

## **1.6 Research aim and questions**

This thesis aims to describe the role of antimicrobials in Ugandan society with a focus on domestic life, care providers and livestock in a rural setting. It focuses on societal rather than individual behavioural factors that shape the ways antimicrobials are deployed in Ugandan society today. To achieve this aim, the thesis asks the following research questions:

1. How and which antimicrobials are used domestically, for people and animals?
2. What problems has antimicrobial use become a solution to at the domestic as well as societal level?
3. What is at stake for human and animal care providers when prescribing or dispensing antimicrobials?
4. How do the ways antimicrobials are entangled with life in a rural Ugandan setting compare with urban Kampala and peri-urban Wakiso?

## **1.7 Contribution of thesis**

This is the first study to use anthropological approaches to investigate antimicrobial use in rural Ugandan households with a focus on what it enables in the social, economic and political life. As such, this thesis provides a locally relevant perspective on the role of antibiotics for Ugandan society more generally. This thesis focuses on humans and animals, consistent with the One Health model that is advocated as an integrated and holistic approach for achieving objectives related to tackling AMR. It

also provides evidence on the likely consequences of restricting medicines in Uganda, thereby informing future interventions to avoid unintended consequences.

The main argument of this thesis is that antibiotic use is at the centre of the way people enact care and sustain everyday life. Antibiotic use is shaped by wider social, economic and political factors beyond individual actors such as consumers and prescribers. This study uses multi-sited ethnography to investigate antibiotic use in rural and urban settings, and how these medicines are used to care for humans and animals. In doing so, it enables a holistic understanding of the reality of everyday life in Ugandan households and farms, and how antibiotics are woven into this everyday reality from the perspective of study participants. By describing the entanglement of antibiotics with efforts for survival and betterment in modern Uganda – as well as the enactment of care for humans and animals – this study provides contextual information required to inform future interventions seeking to optimize the use of antimicrobials as a measure to curb AMR.

This thesis also contributes to the body of literature that recognizes the value of detailed and engaged social research in understanding complex problems, such as antimicrobial use. The theoretical insights offered by anthropology can help to closely examine what is often taken for granted about antimicrobial use and its entanglements with life. Studying antimicrobial use in a rural setting also adds to the limited evidence on the phenomenon of rising antibiotic use, and the ways in which these medicines are used to care for households comprised of humans and animals in such settings.

This thesis also contributes to literature on the One Health model, that seeks to promote a holistic approach to address health challenges to achieve optimal health for humans, animals and the environment. Here, I discuss antibiotic use for humans and animals demonstrating how the distinction between antibiotics for humans and those for animals is arbitrary when it comes to providing care in Uganda. Considering use of antibiotics in humans alongside their use in animals in Uganda makes sense,

as in many domestic settings animals are considered members of the household and sometimes the illnesses in animals mimic those in humans. These insights could inform stewardship interventions tailored for rural domestic settings, where animals are part of the family.

## **1.8 Thesis structure**

**Chapter 2** is a literature review. In this chapter, I summarise existing literature on how and why antibiotics are used in Uganda, describing not only antibiotic use among humans and in animals, but also the public health discourse around antimicrobial resistance as a global health threat. In addition, I describe the dominant approaches applied to address antimicrobial use, including the One Health approach, attempting to view antimicrobial use as a problem of interconnectedness, and how social theory can be used to address antimicrobial use as a problem of interconnectedness.

In **Chapter 3**, I describe Uganda and the three study sites of the AMIS Uganda project including rural Tororo, urban Kampala and peri-urban Wakiso, from where my findings are drawn.

**Chapter 4** opens with my theoretical orientation, describing how social theory helps me go beyond the dominant frame for understanding antibiotic use and AMR in public health dichotomised as appropriate/inappropriate use of medicines to thinking about antibiotics themselves, and how they are *deployed* to do social and economic work, as well as simple curative work. It is upon this foundation, that I then present my ethnographic methods. I also explain my positionality, drawing from my experience doing 'ethnography at home'.

In **Chapter 5**, I describe findings from the antibiotic survey conducted to understand the patterns of antibiotic use in rural households. I compare the use of antibiotics to treat humans and animals in the rural setting where this research was conducted, with urban Kampala and peri-urban Wakiso. By describing the differences in patterns of antibiotic use across these settings, I introduce the reader to

the variations in antibiotic use patterns, which lay the foundation for an in-depth understanding of the relationships between people, animals and medicines that this thesis brings to the fore. A manuscript entitled 'Use of antibiotics to treat humans and animals in Uganda: a cross-sectional survey of households and farmers in rural, urban, and peri-urban settings', based on this chapter has been published in the peer-reviewed journal *JAC-Antimicrobial Resistance*.

**Chapter 6** is a description of findings of my ethnography fieldwork in households focusing on antibiotic use among humans and animals, supported by findings from feedback discussions held with residents and district officials working in human health, veterinary medicine and agriculture. In this chapter, I describe how taking antibiotics in rural households relates to social and economic imperatives to 'take opportunities'. A manuscript entitled 'Taking opportunities, Taking medicines: antibiotic use in rural Eastern Uganda', based on this chapter has been submitted, revised, and re-submitted to the peer-reviewed journal *Medical Anthropology*.

**Chapter 7** reports the findings of my ethnography fieldwork in lower-level government health care facilities and interviews with health care providers. I describe antibiotic prescribing in a context of scarcity, at a time when health workers are under pressure to make decisions around treatment and care using guidelines laid out by antimicrobial stewardship programmes, to achieve the goal of optimising antimicrobial use in healthcare settings. A manuscript entitled 'Reconciling imperatives: Clinical guidelines and the enactment of good care in lower-level health facilities in Tororo, Uganda', based on this chapter has been submitted to the peer-reviewed journal *Global Public Health*.

In **Chapter 8**, I draw on ethnographic fieldwork conducted across the rural, urban and peri urban sites of the AMIS Project, to render visible the insecurities that people encounter in their everyday lives, and how they drive reliance on antibiotics. Using the concept of (in)security, I draw attention to the everyday experiences of insecurity that receive less attention in the current global discourse, but should

be brought into conversations about Global Health security. This paper entitled ‘Securing everyday life: Antibiotics countering risks in rural, urban and peri-urban settings in Uganda’, is in preparation for submission in the journal *Globalisation and Health*.

In **Chapter 9**, I conclude this thesis with a discussion of the implications of my research findings for health social sciences, AMR policy and practice, and public health research. I then highlight the strengths and weaknesses of this thesis and close the chapter with reflections on my PhD journey.



## Chapter 2. Literature Review

This chapter reviews the global discourse around antimicrobial resistance and how this problem has been framed, approaches that have been employed to address the problem, social science research on AMR and antimicrobial use, and the contribution of social theory in addressing this problem.

### 2.1 Antimicrobial resistance- A global health threat

AMR is referred to as a global health threat in the current public health policy discourse and in the media. AMR undermines the advances of ‘modern medicine’ as well as the sustainability of efforts to combat infectious diseases. Antimicrobial medicines are instrumental in the prevention and treatment of infectious diseases which can be fatal, and ensuring that complicated procedures like surgery and chemotherapy are successfully performed with minimal risk. However, the discourse around AMR has become defined by an apocalyptic narrative that conceptualises antimicrobial ‘misuse’ and ‘overuse’ – among both humans and animals – as a global ‘threat’, leading towards what many have termed a ‘post-antibiotic era’. For example, the WHO in the Foreword of their Global Action Plan on AMR write that ‘without harmonized and immediate action on a global scale, the world is heading towards a post-antibiotic era in which common infections could once again kill’ (World Health Organisation, 2015).

Lord O’Neill, a UK-based economist tasked by the UK government to draft a report on AMR, has defined AMR as an economic and security threat that should be a priority for global leaders now and for years to come. Based on models (Kamradt-Scott A et al., 2017), the O’Neill report projected that AMR-related mortality rates will grow exponentially. The report estimates that by 2050, in the absence of intervention, the mortality rate due to AMR will rise to over 10 million annual deaths. The rates presented in the report, however, have been called into question as overestimates. Moreover, the report is focused on the short and long term *economic* impacts of AMR, arguing that AMR will lead to



aggregate losses of more than USD 100 trillion globally (O'Neill, 2016). Thus, O'Neill's influential report proposes increasing production of more effective antibiotics as one action to address the problem of AMR.

The threat of AMR has been depicted as the 'return to the dark ages' (p1) of public health and also described as 'sleepwalking back' (p11), suggesting that we have been driven – with and without our knowledge – back to something that did not seem critical in the past (Brown and Nettleton, 2016).

According to Landecker (2016), AMR was not seen as a critical problem because of the hope that stronger antibiotics would be produced or the existing ones would be modified in case of resistance. She argues that the bacteria of today have different 'interrelations, capacities and distributions' and so there is need to understand their ecologies and patterns (p3). With the evolving nature of bacteria, developing stronger antibiotics is likely to become more difficult (Landecker, 2016). The AMR crisis dates back to the 1940s, when penicillin began to be more widely used and the first cases of penicillin resistance were identified (Bailey and Cavallito, 1948; Bud, 2006; Landecker, 2016). In fact, Alexander Fleming in his Nobel lecture in 1945 said, 'The time may come when penicillin can be bought by anyone in the shops. Then there is the danger that the ignorant man may easily under dose himself and by exposing his microbes to non-lethal quantities of the drug make them resistant' (Fleming, 1945).

## **2.2 Antimicrobial resistance in Uganda**

In Uganda, the narrative on AMR has mirrored the global narrative, depicting AMR as a threat. AMR has been perceived as a threat that requires urgent action, because of the poor health system, poor hygiene and sanitation systems, and limited access to clean water (Government of Uganda, 2018). Currently, over 50% of Ugandans lack access to safe water, while 64% lack improved sanitation facilities (Life Water, 2020). In addition, it is thought that with resistance to commonly used antibiotics, access challenges will worsen. Most people will not be able to afford more effective, but expensive, antibiotics

given the high levels of poverty – 27% of the population are reported to earn less than 1.25 US dollars a day (Uganda National Bureau of Statistics, 2017). The high burden of infectious diseases, including HIV/AIDS and tuberculosis, is also of great concern as these contribute to the rise in resistant infections (Government of Uganda, 2018). According to the Uganda AIDS Commission (2019), the national prevalence rate of HIV/AIDS is 5.6%, while the prevalence of tuberculosis is estimated at 253 cases per 100,000 people by the Uganda National Population tuberculosis prevalence survey, conducted in 2014/2016. Uganda's economy, highly dependent on agriculture and livestock farming, is under increasing stress from rising burdens of bacterial infections in animals whose treatment is threatened by resistant organisms (Uganda National Academy of Sciences, 2015). Over 70% of households in Uganda rear livestock (Queenan et al., 2016), while the total number of households involved in agriculture in 2009 was estimated at 3.95 million, up from 3.2 million in 1996 (Uganda Bureau of Statistics and Ministry of Agriculture, 2010).

Amidst heightened concerns about AMR in Uganda, we have seen stakeholders from different sectors including the human health, veterinary, agriculture, water and environment, and the Uganda Wildlife Authority, coming together to deliberate on issues concerning AMR. Notably, Uganda's experience managing epidemics of zoonotic diseases, such as Ebola, positioned her as a regional model for other African countries since the launch of the GHSA in 2014. As an example, Uganda provided technical support during the West Africa Ebola epidemic, sharing training curricula, guidelines, standard operating procedures, and reporting tools. Uganda was among the first countries to go through the GHSA assessment in 2015. The 2015 GHSA assessment drew attention to AMR as a high priority area and made recommendations for addressing the gaps existing gaps. The AMR situational analysis was carried out by UNAS in the same year, in response to one of the GHSA recommendations on AMR. In 2016, UNAS was engaged by the WHO to develop the Uganda AMR NAP. Also in 2015, the One Health Framework policy document was finalized, and a memorandum of understanding was signed by the

Ministry of Agriculture, Animal Industry and Fisheries, Ministry of Health, Ministry of Water and Environment and Uganda Wildlife Authority to mutually promote the One Health approach to predict, prevent and control zoonotic diseases in Uganda. The following year, in 2016, saw the beginning of the annual National AMR conferences in the country, organized by different academic institutions and attended by close to 500 stakeholders from ministries, government departments, hospitals, NGOs, the private sector and academic institutions. These meetings have been held annually since 2016 to date.

In 2017, the 4<sup>th</sup> GHSA High Level Ministerial meeting was hosted in Uganda, and the results of the Joint External Evaluation by GHSA were discussed, putting AMR high on the national agenda. This was a turning point for AMR in Uganda. Following the GHSA Ministerial meeting, funding targeting AMR related activities in Uganda increased. One example was the Centres for Disease Control and Prevention (CDC) funded Global Health Security Partner Engagement Project, which aimed to support health systems in Uganda to develop capabilities to respond to infectious disease outbreaks. The programme supported ministries of Health, Agriculture, Animal Industry and Fisheries, and other government departments to address the areas for improvement identified by the 2017 Joint External Evaluation in prevention of emergence and spread of AMR, and strengthening the national laboratory system, biosafety and biosecurity, disease surveillance, outbreak preparedness and response. Other funding has come through the Fleming Fund Country Grant. In 2018, we saw the development and launch of various AMR policy documents, including the AMR National Action Plan (NAP) (2018) and the Uganda One Health Strategic Plan (2018-2022). In 2019, the composition of the AMR-NAP Governance structure was agreed on, with the National AMR Committee reporting to the One Health Platform, and members of the AMR national technical working committees were officially appointed. The technical working committees drew in key stakeholders, including researchers and people working in various government departments and NGOs, to support the implementation of activities meant to curb AMR as laid out in the NAP.

## 2.3 Dominant approaches in addressing antimicrobial use

Several approaches have been undertaken over the years to address antimicrobial use globally. In 1989, the International Network for Rational Use of Drugs (INRUD) was formed to come up with strategies for improving medicine use especially in low income countries (Laing, 1990). The INRUD materials and guidelines largely focus on changing behaviour of health care providers and consumers with regard to prescription and use of antimicrobials. The focus on 'inappropriate' behaviours of consumers and prescribers using antimicrobials by global health actors, has resulted in adoption of technological, behavioural and health system-based interventions to address the 'overuse' of medicines. This is clearly reflected in the WHO's Global Action Plan (2015) on AMR. Objective four, for example, focuses on optimising use of antibiotics, putting emphasis on the introduction of affordable rapid diagnostic tools to inform the prescription of antibiotics in humans and animals. To address prescriber behaviour, the focus has been on regulation of use of antibiotics by restricting them to being handled by only qualified health professionals in humans and animals. Other strategies targeting prescriber behaviour have included the introduction of essential medicine lists, stewardship programmes in hospitals, and enforcement of policies to govern use of antimicrobials in humans and in animals. Behaviour-based approaches and technological interventions have also been promoted by other global health actors like the World Bank, UK Department of Health and the O'Neill Report, emphasised improving public awareness globally, restricting critically important antibiotics (especially in agriculture), and encouraging the introduction of new rapid diagnostic tests (O'Neill, 2016; Public Health England and Department of Health, 2015; World Bank, 2017). Whilst these reports draw attention to behavioural dimensions and take into consideration the social, economic and political reasons why antibiotic use is so prevalent, these factors are given less attention in the proposed solutions to address the widespread use of antibiotics. This may explain why some behaviour-based and educational approaches have had limited success in reducing the unnecessary use of these medicines, as described below.

In 2015, Haynes and McLeod published a systematic review of reviews of educational interventions that targeted both the general public and prescribers, and aimed to change the public's behaviour and knowledge of antimicrobial use and resistance. Their review indicated a mixed picture of whether patient education, clinician education or a combination of both were more effective in bringing about a decline in inappropriate antibiotic prescribing (Haynes and McLeod, 2015). The review suggested the effects of public health campaigns that targeted both healthcare professionals and the public were modest in reducing antibiotic prescribing, and showed that simple, single-intervention studies (such as those involving the use of educational materials, audit and feedback) generally resulted in slight changes in prescribing practices. Another systematic review conducted by Price *et al* (2018) on effectiveness of interventions that aim to change AMR awareness and stewardship behaviours amongst the public, indicated that interventions targeting school children and parents had notable potential, but for the general public the picture was less clear (Price et al., 2018). However, some behavioural interventions including antimicrobial stewardship programmes in hospitals, have been somewhat successful in altering prescription practices. Davey and colleagues conducted a systematic review of interventions aimed at improving antibiotic prescribing practices for hospital inpatients by enablement (such as giving feedback or advice) and/or restriction (such as applying rules) techniques, which included 221 studies mostly from North America or Europe (Davey et al., 2017). This review indicated a 15% increase in compliance with antibiotic prescribing policy in the intervention arm, as compared to the control arm in 29 randomised control trials. In addition, the duration of antibiotic treatment decreased by 1.95 days from 11 days to 9.1 days. Among the non-randomized studies, the interventions led to improvement in health worker compliance with antibiotic policy in routine clinical practice. Another systematic review of interventions and behaviour change techniques aimed at improving antibiotic prescribing in long-term care facilities conducted by Crayton *et al.* (2020), including 19 interventions, suggested the most

promising intervention types were persuasion, enablement, education and, behavioural change techniques as feedback on behaviour and restructuring the social environment (Crayton et al., 2020).

While several interventions have been implemented to increase awareness and address healthcare provider and consumer practices with regard to use of antimicrobials, only limited success has been demonstrated, and nothing convincing about how best to change behaviour has emerged (Haynes and McLeod, 2015; Holloway et al., 2016; Price et al., 2018; World Health Organisation, 2003). These challenges with interventions and implementation underscore that the widespread use of medicines is a complex problem. As many studies have demonstrated, simple technological, behavioural or systems-based interventions do not seem to work in the ways they were intended. For example, studies have demonstrated the continued unnecessary use of antimalarial treatment in the presence of microscopy or rapid diagnostic tests (RDTs) (Ansah et al., 2010; Bisoffi et al., 2009; Chandler et al., 2017; Chinkhumba et al., 2010; Manyando et al., 2014; Reyburn et al., 2007; Sserwanga et al., 2015). In addition, findings from studies conducted across sub-Saharan Africa have shown that while the introduction of RDTs for malaria may reduce unnecessary use of antimalarials, it may also drive up unnecessary use of antibiotics (Bruxvoort et al., 2017; Hopkins et al., 2017). These findings reveal that medicines use among prescribers may not necessarily be improved by restricting medicines using diagnostic testing, often considered a simple solution to 'over prescription' of antimicrobials by WHO and other global actors. Despite the adoption of technological, behavioural and systems-based approaches to addressing the widespread use of antimicrobials globally, increased consumption of these medicines continues to be reported (Klein et al., 2018; Van Boeckel et al., 2014). This suggests that there is need to look beyond individual behaviour to understand the reasons why people rely on these medicines. Detailed and engaged social research is required to understand this complex problem.

## 2.4 The One Health approach: An attempt to address AMR as a problem of connectivity

World health leaders and policy makers have advocated for a One Health approach in efforts to address AMR (Gibbs, 2014). The One Health framework promotes collaborative effort by health science professionals to realise gains in health for humans, animals and the environment. Antimicrobial use in humans, animals and the environmental sectors are understood to be major drivers of AMR and resistant bacteria spread, within and between these sectors and across the world. Most classes of antimicrobials used to treat human infections are also used in animals. As such, the One Health approach to address AMR makes sense, considering the interdependence and connectivity between the human, animal and environmental aspects. Collaboration of disciplines between the human, animal and environment health is not new (Murray et al., 2014), but can be traced back to 400 BC when Hippocrates, the Greek physician, highlighted the link between human health and seasonal and environmental factors (Miller, 1962). The term 'zoonosis', described by the German physician Virchow in the 19<sup>th</sup> century, highlighted the interdependency between human and animal health. Virchow went on to introduce the term *One Medicine*, underscoring the importance of collaboration between human and animal medicine. The concept of *One Medicine* gained popularity when parasitologist Schwabe (1984) argued that human and animal health were closely linked, and as such needed to be studied jointly (Schwabe, 1984). This understanding was extended by Zinsstag and colleagues (2011), who recognised *One Medicine* as an extension of comparative medicine highlighting that 'there was no difference of paradigm between human and veterinary medicine' (Zinsstag et al., 2011). Unlike the concept of *One Medicine*, zoonosis and the idea of dependency between human and animal health were widely accepted by health professionals, although not often used with regard to AMR.

In 2004, health experts from around the world met for an international symposium in the United States named the 'One World, One Health: Building interdisciplinary Bridges to Health in a 'Globalised world'. At this symposium, the 12 recommendations of One Health referred to as the 'The Manhattan Principles' were developed emphasising the interdependency between humans, domestic animals and wildlife populations (Centers for Disease Control, 2004). In the subsequent years, the One Health approach was adapted widely to address zoonoses. In addition, it became the basis upon which international organisations such as the World Health Organisation (WHO), the World Organisation for Animal Health (OIE) and the Food and Agriculture Organisation of the United Nations (FAO) were brought together. This was reflected in the coordinated response of the three international organizations during the H151 avian influenza pandemic in early 2000s. In 2010, the WHO, OIE and FAO signed a tripartite agreement 'for sharing responsibilities and coordinating global activities at the human-animal-ecosystems interface' (Zinsstag et al., 2012). Following these events, the One Health concept has been adopted into global research and policy networks, embraced by international health agencies and incorporated into the AMR policy agendas (Gibbs, 2014) (p.85). The World Health Organisation Global Action Plan on AMR, highlights the need for a One Health approach involving coordination of international sectors and actors including human and veterinary medicine, agriculture, finance, environment and well-informed consumers (World Health Organisation, 2015). The World Health Organisation Global Action Plan on AMR promotes the establishment of multi sectoral coalitions to address AMR at local or national level, and participation in such coalitions at regional and global levels (ibid). Furthermore, the European One Health Action Plan against AMR emphasizes the One Health approach and defines it as 'a term used to describe a principle which recognises that human and animal health are interconnected, that diseases are transmitted from humans to animals and vice versa and must therefore be tackled in both. The One Health approach also encompasses the environment,



another link between humans and animals and likewise a potential source of new resistant microorganisms' (p 4).

Some scholars have argued that the current application of the One Health approach in the policy arena, proposes a top-down approach with the human sector dominating veterinary medicine (Craddock and Hinchliffe, 2015). They explain that the One Health approach prioritises scientific evidence produced by biomedical professionals. Other forms of knowledge that are equally important to human, animal and environmental health are given less importance. For instance, the role of social science is relegated to establishing the best ways to deliver and communicate already established knowledge. Craddock and Hinchliffe (2015) argue that for One Health to be successful, there is need for equal engagement of all actors. They highlight the need for careful consideration of the complex cultural and economic relations that people have with animals, requiring social science-led analyses of the configurations that shape health outcomes (Craddock and Hinchliffe, 2015). The One Health concept has also been criticized for putting greater emphasis on transmission of disease than the socioeconomic and cultural aspects of health and risk to diseases (Hinchliffe, 2015). Hinchliffe 2015 argues that there is need for the One Health concept to move beyond an interdisciplinary approach, to consider multiple approaches to understanding disease and draw together a wide range of experiences with health and disease to inform relevant recommendations for addressing health challenges (ibid). While the application of the One Health concept to AMR is still a recent development, it has led to analyses that focus on different dimensions (sectors, countries, disciplines) of connectedness in trying to understand AMR. However, despite the recognition of AMR as a One Health issue that should be tackled with a multi-sectoral approach, we still see a real focus on changing individual behaviour when it comes to addressing AMR (Hinchliffe, 2021).

## **2.5 Social science on antimicrobial resistance and antibiotic use to date**

Social science research has made great contributions to the understanding of AMR and antibiotic use practices among patients, healthcare professionals and farmers. Social science studies have rendered visible the social, economic, political, and historical factors that shape antibiotic use, and emphasised the need to go beyond focusing on individual practices when addressing this complex problem (Denyer Willis and Chandler, 2019). In the global AMR discourse, 'inappropriate' individual practices related to antibiotic use have been framed, in part, as arising from lack of knowledge on AMR. As an example, in global AMR policies such as the WHO AMR Global Action Plan, the information gap that is considered most important is that of AMR and its consequences. Social researchers have highlighted gaps in information among medicine users on which antibiotics to use and the sensitivity profile of certain antimicrobials (Pearson and Chandler, 2019). Social scientists have shown that providing knowledge on AMR is not enough to bring about a change in antibiotic use practices among users and prescribers. Instead, social science research has drawn attention to social factors affecting AMR and use of antibiotics in LMICs including unregulated environments, multiple markets and unique localised conditions, including economic, political, cultural and organisational factors that reinforce practices and continue to drive AMR (Broom and Doron, 2020).

In healthcare settings, social science research has revealed that antibiotic decision-making is a social process that is shaped by cultural and contextual factors (Charani and Holmes, 2019). This work shows that involvement of allied healthcare professionals in stewardship interventions is limited by cultural boundaries, and that cultural differences between specialities and healthcare professionals shape the shared knowledge among these professionals, resulting in variations in care. Stewardship activities primarily target doctors and pharmacists, leaving out lower health worker cadres such as nurses. In addition, the need to maintain good relations with patients and concerns for patient safety, as well as

institutional pressures to generate revenue, shape the way antibiotics are prescribed (Chen et al., 2020a). In the community, they have shown how fragmented local health care landscapes provide a channel for accessing antibiotics informally (Charoenboon et al., 2019). In animal use, antibiotic use has been linked to protecting investment in livestock and livelihoods, limited access to affordable formal veterinary care, and easy access to antibiotics (Chauhan et al., 2018).

Social science work has shown that raising awareness may have unintended negative consequences such as health workers shifting to second-line antibiotics that they consider strong enough to counter resistance (Pearson and Chandler, 2019). Social scientists have questioned the effectiveness and sustainability of the impact of handwashing and hygiene knowledge and awareness campaigns, whose effects have been reported to be mixed (Denyer Willis and Chandler, 2019; Pinto J et al., 2020). They have demonstrated the challenges faced in attempting to reduce antibiotic use through knowledge and awareness programmes alone. For example, a locally adapted educational scheme implemented in villages in PDR Laos and Thailand had a very limited effect on behaviour, but instead increased antibiotic use and excluded the less privileged groups, both unintended outcomes (Charoenboon et al., 2019; Haenssger et al., 2018).

Social scientists have also provided a wealth of ethnographic evidence on antibiotic use practices and how these relate to lives and livelihoods in a wide range of LMICs, including rural China (Chen et al., 2020b), South Africa (Manderson, 2020), public and private hospitals in India (Broom and Doron, 2020; Broom J et al., 2020), community settings in Mozambique (Rodrigues, 2020) and Bangladesh (Lucas et al., 2019; Nahar et al., 2020). Other social science studies have traced the link between antibiotic use and livelihoods, including antibiotic use in small holder poultry production in Bangladesh (Masud et al., 2020), among dairy farmers in India (Chauhan et al., 2018), and poultry farmers in Guatemala (Snively-Martinez, 2019). These studies explore reasons why people use antibiotics, including self-care, and

efforts to counter the uncertain environment and living conditions they are embedded in. These studies also highlight the important role played by the informal healthcare system in providing access to antibiotics, and describe the socioeconomic and therapeutic landscapes within which people make decisions on antibiotic use (Lucas et al., 2019; Nahar et al., 2020; Rodrigues, 2020).

Together, these social science studies underscore the need for interventions addressing antimicrobial use to be informed by local understanding if they are to have an equitable and sustained impact, and to minimize unintended consequences. The continued focus on changing the behaviour of medicine users has detracted attention from societal factors that drive antibiotic use such as inadequate sanitation and hygiene infrastructure, limited access to good quality health care and problems of poverty and inequality (Broom et al., 2020; Denyer Willis and Chandler, 2019; Haenssger et al., 2020). In the next section, I describe social theories that can help to tune in to and make sense of the positions of antibiotics in peoples' lives.

## **2.6 Social theory relevant to antimicrobial use studies**

Critical global health has begun to consolidate as a field over the last two decades, pulling together scholars concerned about the ways that global health is done, including health research, development and human rights (Biehl, 2007; Farmer, 1997; Ferguson, 1994). This builds on and expands approaches in Critical Medical Anthropology (Baer, 1982,1989; Baer et al., 1986) which propelled forward analyses that attended to the political and economic drivers of ill-health in given contexts, a move that raised the gaze from individual beliefs and behaviours as determinants of ill-health (Farmer, 1997; Singer, 1996; Singer and Baer, 1995). The growing body of critical global health scholarship reflects increasing concerns with globalisation and its effects, and concerns that the well-intentioned aims of northern practitioners in health and development are in fact perpetuating inequalities that serve themselves more than those intended to receive aid (Biehl and Petryna, 2013; McKay, 2018; Nguyen, 2010). These scholars have

documented the ways in which the global health enterprise itself contributes to ill health. Through empirical research and theoretical investigations, anthropologists, historians, epidemiologists and human rights scholars have rendered visible the inequality, injustices and violence that emerges as transnational health and development projects are implemented (Nguyen, 2010; Prince and Otieno, 2014; Whyte et al., 2013). By understanding local realities, we have gained insights on how everyday life experiences are shaped by global systems and policies. In critical global health, the focus is on understanding local realities and how they are linked to larger systems, goals and agendas. Emphasis is put on the way that global health initiatives impact care, health systems and governance. Such analysis brings to the fore the unintended consequences of 'magic bullet' approaches, such as health initiatives that target specific diseases (Cueto, 2013; Moran-Thomas, 2013; Nguyen, 2010), 'project based' care (Whyte et al., 2013), and forms of governance that are produced through partnerships between state and non-state actors (Brown, 2015).

Following the declaration of the UN Millennium Development Goals and the emphasis on the link between health and development, the global health field saw changes in players, ways of intervening in health care and new partnerships between state and non-state actors (Biehl and Petryna, 2013; Birn, 2009). During this era, non-state actors mostly in the private sector such as nongovernmental organisations and pharmaceutical companies became dominant players in global health providing resources for state and public health systems that were by now chronically lacking resources post-structural adjustment of the 80s and 90s. These changes in global health actors led to changes in the land scape of care from government-led to project-led care (Whyte et al., 2013). The priorities of the funders and donors tended to dominate as local priorities were sidelined (Farmer, 2011; Ferguson, 2006). Transnational agencies with fixed agendas have implemented interventions in settings where people are grappling with multiple disease conditions and social and economic problems that may not be prioritised by these agencies (Pfeiffer, 2013; Prince and Otieno, 2014). As a result, transnational

agencies sometimes end up leaving people worse than they found them as Biehl and Petryna (2013) have described that 'Global health interventions leave people behind, not only by limiting access to the services provided, but also by producing a parallel system of care and governance that undermines other avenues for care that might take into account broader systemic factors'. As improving treatment access has become a main goal of global health interventions and evidence-based medicine and development of metrics has been emphasised, scholars of critical global health have examined the ways that numbers have formed the basis of measuring success and designing new programmes (Reubi, 2018a), how numbers have obscured the complexities of peoples' everyday lives (Adams, 2013; Reubi, 2018b) and the way certain disease categories such as non communicable diseases have received less attention in global health enterprise despite their heavy burden (Herrick, 2016). Adams (2013) describes what the emphasis of evidence-based medicine has done saying, 'evidence-based medicine has created a platform for the buying and selling of truth and reliability, abstracting clinical caregiving from the social relationships on which they depend'. Standardised models for specific diseases that can be applied across countries have been developed and less attention paid to the local social aspects of disease and patients' health outcomes (Moran-Thomas, 2013). Scholars in critical global health have drawn attention to the fragmented approaches that have been undertaken by transnational agencies (Brown, 2015; Pfeiffer, 2013; Prince and Otieno, 2014) . Integrated approaches to health-related challenges where the social, economic and political determinants of health are addressed are advocated.

In this section I consider three key areas in critical global health that that are pertinent in understanding antibiotic use including pharmaceuticalisation, development and global health, and inequality and entrepreneurship, and describe social theories that address each of these areas. These three areas were chosen because taken together they reflect antimicrobial use as a multi-dimensional problem with each

area of focus drawing out a different dimension of the problem that I focus on in my research. I start by looking at pharmaceuticalisation, processes of pharmaceuticalisation, and the way pharmaceuticals come to support and fill gaps that are linked to broken infrastructures in society. This is followed by a section on development and global health that describes theories of the ways in which global health and development programmes fall short in their design and implementation, resulting in unintended negative consequences such as reinforcing inequalities in the communities where they work. Lastly, I focus on theories of precarity and social suffering that anthropologists have used to understand medicine use among populations who are marginalised and deprived.

### **2.6.1 Pharmaceuticalisation**

#### *The processes of pharmaceuticalisation*

Scholars have examined the way that pharmaceuticals have taken centre stage in global health efforts in the 21<sup>st</sup> century, in contrast to the previous century where they played a smaller role in the framing of global health actors such as the World Health Organisation (Biehl, 2009; Greene, 2015; Nguyen, 2010; Petryna and Kleiman, 2006; Rajan, 2017). Today, global health efforts are focused on increasing access to medicines for infectious diseases such as HIV/AIDS, malaria and tuberculosis. Pharmaceuticalisation has been described as ‘a process of attributing power to medicines beyond their active ingredients’ (Whyte et al., 2002). Pharmaceuticalisation has also been described as ‘the process by which social, behavioural or bodily conditions are treated or deemed to be in need of treatment, with medical drugs by doctors or patients’ (Abraham, 2010). Pharmaceuticalisation of global health is linked to globalisation, neoliberalisation and the materiality of diseases of great public health concern such as HIV/AIDS and multi resistant tuberculosis. Gaudilliere and Rajan (2021) consider the ways that capitalisation of health plays out globally through pharmaceuticalisation (Gaudilliere and Sunder Rajan, 2021). They argue that capitalisation of health has to do with turning health into an asset that can be invested in and a form of value that can be grown. As a result, we increasingly see health being

addressed globally by focusing on increasing access to and consumption of drugs and that this is mediated institutionally through public policies that define and harmonise priority diseases and standard practices further reinforcing the circulation of pharmaceuticals. With medicines becoming the centre of focus in global health, came the dilemma of overuse of medicines in some countries, while challenges emerged of access and underuse in others (Greene, 2015). The essential medicines concept led by the WHO, was developed following the 1975 World Health Assembly to address the problem of over-and under-use of pharmaceuticals globally. According to Greene (2015), the essential medicines concept faced criticism first from the International Federation of Pharmaceutical Manufacturers Associations, for implying that medicines not included were not essential, and later during implementation, when access to some essential and new medicines was limited especially in developing countries.

Anthropologists have studied how pharmaceutically-centred models of public health emerge, and how they shape national and local public health interventions and impact on the health of people in their everyday lives. Biehl (2007) explores how shifts in policy from a focus on prevention of diseases only to the incorporation of universal treatment for AIDS in Brazil, brings to the fore the possibilities and inequalities that come with a magic bullet approach to public health (Biehl, 2007). On the one hand, this policy saw a substantial reduction in mortality due to AIDS and reduction in AIDS-related services, but the delivery of antiretroviral treatment also had detrimental effects of being irregular and reinforcing inequalities. Inequalities are reinforced as people are excluded based on their ability to afford medicines available from the private sector, when essential medicines are discontinued in the public sector.

Anthropologists such as Whyte have shown how interpersonal networks and variations in AIDS care also emerge, shaping individual experiences with care (Whyte et al., 2013). In addition, new forms of subjectivity and social relations that are closely linked to accessing pharmaceuticals and other benefits



provided by global humanitarian organisations emerge as has been described by Nguyen using the term 'therapeutic citizenship' (Nguyen, 2005). In addition, Whyte (2006) describes the dilemmas that came with the availability of AIDS treatment in Uganda in the early 2000s as people had to make painful choices regarding who needs treatment and who can have it (Whyte et al., 2006). While free ARV treatment came into the country through donor research and treatment programmes, the inclusion criteria for receiving them excluded many. Health workers had to make judgements of who might be able to afford ARVs and inform them about their availability. Given the limited availability of financial resources, families had to choose who of the many HIV patients in the family would be prioritised for assistance to enable them to access treatment and how this might affect other members of the family. ART treatment was considered medicine for the rich people that have connections that can enable them to access ARVs.

Patients may also be excluded from care if they are perceived to be unlikely to adhere to treatment, amidst concerns about drug resistance (Biehl, 2007). As such, a form of individualised pharmaceutical care emerges. In addition, with the focus on promoting universal access to medicines, less attention may be paid to addressing inadequacies in the public health infrastructure, as well as treatment of AIDS-related opportunistic infections. Anthropologists draw attention to the negative consequences of introducing 'magic bullets' without concurrent efforts to improve quality of life (Biehl, 2007), advocating holistic approaches that address poor infrastructure and social factors that affect peoples' health. They have also studied the political economy of pharmaceuticals in public health, which includes collaborations at various levels with international agencies, pharmaceutical companies, development agencies, and public and private entities to ensure access to available medicines, as well as new medicines under development (Biehl, 2007). At the community level, individuals work closely with local AIDS organisations. The transactions at these levels are legitimised by a discourse of peoples' rights to life saving medicines. Similarly, Nguyen (2010) describes the unintended consequences of mass HIV

treatment in West Africa where international and local organisations responding to the AIDS epidemic engaged in a process of triage considering some lives worthy of receiving treatment while others were left to go without treatment (Nguyen, 2010). Relating triage in the case of HIV treatment to 'a virulent mutant of earlier forms of colonial and postcolonial discrimination', Nguyen describes triage as being about politics and therapeutic sovereignty. Triage in the case of HIV treatment creates physical exclusion, economic inequality, and biological differences within social groups.

Moreover, with increased availability of ARVs came other effects such as complaints of hunger among patients on ART amidst limited access to food. In his work among HIV patients enrolled in treatment programmes in Mozambique, Kalofonos (2008) describes how on one hand more lives were saved and people were living longer while on the other, complaints of hunger while on antiretroviral treatment prevailed with people claiming all they ate were ARVs (Kalofonos, 2010). This goes to show the dehumanising effects that may arise from programmes that target biological conditions while neglecting the political and social conditions that continue to subject people to poverty and suffering. Conditions of poverty make it challenging for patients to adhere to treatment regimens especially in cases where patients are on treatment for life like we see with HIV (Cousins, 2016; Kalofonos, 2010; Prince, 2012). The practice of adjusting dosages based on the availability of food has been noted by Prince (2012) in her work among HIV patients in Kisumu Kenya (Prince, 2012). Amidst struggles of families to secure a meal a day, the food supplements provided by ART programs for their patients were shared by the whole family. When the food supplements were discontinued, people reported experiencing an increase in hunger and yet they could not take their ARVs without food. Similarly, Marsland (2012) describes the struggles of HIV patients in rural Tanzania to fulfil the requirements of feeding well and resting enough that contradicted their everyday realities of limited access to food and garden work to make a living (Marsland, 2012). Through their stories, HIV patients associated their CD4 counts with their levels of hunger; a rise in the CD4 count was associated with being able to have meals. Patients are often blamed

for practices that have been described as irrational such as noncompliance to prescribed treatment and self-medication and this draws attention away from the roles that global and national policies as well as regional markets play in shaping the medical environment (Das and Das, 2006). Das and Das (2006) show that the medical environment in urban neighbourhoods in Delhi is a product of global and national processes of health policies drawn based on the ways that the health of the poor is imagined. As an example, they show that healthcare practitioners prescribe antibiotics for short durations and are not always in position to diagnose serious diseases. These practices are shaped by poor regulation by the state, patterns of household incomes and the continuous changes of biomedicine and traditional medicine which together create the local ecology of care. An understanding of the use of pharmaceuticals in this context calls for an understanding of this complex ecology. Building on the idea of understanding the local when it comes to the use of pharmaceuticals, Ecks (2014) shows how psychiatrists in the Indian metropolis of Calcutta use 'mind food' as a metaphor when describing psychopharmaceuticals to patients to persuade them to take them (Ecks, 2014). Mind food is linked to digestion which is appealing to lay beliefs in India that health comes from taking a healthy balanced diet. Referring to psychopharmaceuticals as 'mind food' is convincing because it does not go against existing local beliefs around food as a path to a healthy life. However, referring to psychopharmaceuticals as mind food may have unintended consequences of encouraging undesirable practices such as increasing or decreasing the dose without a health workers' instructions and stopping use of these medicines when people feel better.

### *Medicines as care*

Anthropologists have written extensively about how health care globally has been reduced to the giving of medicines. This is evidenced by public health policy documents that still focus heavily on developing new medicines, improving use of medicines, developing point of care tests, and improving laboratories (Chandler et al., 2016). As an example, the WHO Global Action Plan against Antimicrobial Resistance

focuses on increasing access to medicines, rational use of medicines, and development of new treatments. The focus is rarely on improving the health of people. With increasing concerns about the protection of vulnerable medicines, there is a focus on changing the behaviour of individuals, including patients, prescribers and farmers, around antibiotic use in order to minimise the development and spread of AMR (Chandler, 2019).

Anthropologists have long studied the relationship between humans and medicines. Their research gives insights on the work that pharmaceuticals do in health and health care, and in the different spaces and places where medicines are deployed. Medicines have been described as providing a concrete solution to ill health as they have the power to heal (Van der Geest and Whyte, 1989). Medicines are social objects, and as substances they have power over people and relationships (Whyte et al., 2002). Research conducted by anthropologists has revealed that consumers have their own rationale for using medicines. Consumers apply logic when they self-medicate for common illnesses, or stop treatment when symptoms resolve (Kamat, 2006; Nichter, 2008). Anthropologists have also shown peoples' perception of the strength and efficacy of medicines based on their colour, taste and formulation (Whyte et al., 2002). These beliefs tend to contradict what health professionals would consider rational or appropriate. Furthermore, anthropologists have drawn attention to local beliefs and practices about medicines and have called into question the thinking that biomedical knowledge is 'true' and superior to local beliefs (Chandler et al., 2016).

Anthropological research has shown that medicines are central to the provision of biomedical care and other forms of care. The practice of health workers providing what they believe to be a 'strong' medicine, has been linked to their desire to maintain authority and status as professionals (Whyte et al., 2002). This authority is further maintained by writing prescriptions which allow patients to access medicines. Anthropologists have also examined the concept of care and use of medicines and

technology. Their work has contributed to an understanding of the complexity of care and the 'tinkering' involved in everyday life as people try to discover what treatment works. Providing care calls for practices that are flexible and adaptable to the local conditions. It involves trying one thing and the other until one finds something that works, something described as 'practical tinkering' and 'attentive experimentation' (Mol et al., 2010) (p.13). Care practices are not only reserved for experts, but are available to everyone through experience and experimentation. Care consists of embodied practices that emerge from carefully attending to and adapting to the situation at hand (ibid). The concept of tinkering allows us to understand how medicines are used as a vehicle for delivering care.

### *Care beyond medicines*

Anthropologists have worked extensively with the concept of care. Aryn, Myers et al (2015), describes care as 'an affectively charged and selective mode of attention that directs action, affection, or concern at something, and in effect, it draws attention away from other things' (Aryn et al., 2015)(p11). Anne Marie Mol advocates for a notion of care that is centred on the everyday realities of living with a disease (Mol, 2008). She argues that the logic of choice complicates healthcare management systems and distracts from what really matters in the provision of good care. She says that 'good care is not a matter of making well argued individual choices but is something that grows out of collaborative and continuing attempts to attune knowledge and technologies to diseased bodies and complex lives' (p2).

Furthermore, medical anthropologists have focused on how care functions within humanitarianism (Stevenson, 2014; Ticktin, 2011). For example, care can also do harm if it does not take into consideration what is valued in that context. As Stevenson (2014) states, 'I conceive of care as the way that someone comes to matter and the corresponding ethics of attending to the other who matters' (p3). Lisa Stevenson argues that through employing this definition we can even see colonialism as a kind of care – here colonial institutions envisioned their intervention as a kind of care. Anthropologists have

shown that practices that we see as part of care are best understood within their context (Aryn et al., 2015). Aryn (2015), for example, writes that ‘what care looks and feels like is both context-specific and perspective-dependent’ (p1). This suggests that understanding care practices in different places calls for careful attentiveness.

### *Medicines as infrastructure*

Some anthropologists have drawn attention to the infrastructural nature of antibiotics (Chandler, 2019; Landecker, 2016). Larkin (2013) describes infrastructures as ‘objects that create the grounds on which other objects operate’ (p. 329) (Larkin, 2013). Drawing on this perspective, understanding antibiotics as infrastructures calls for attentiveness, as they may not be readily linked to the things that they support in society. This infrastructural approach highlights the way antibiotics are put to use to fill gaps arising from inequalities, as well as gaps in health care systems and sanitation and hygiene systems (Denyer Willis and Chandler, 2019). This line of thinking is drawn from the work of Star and Bowker (2000), who argue that infrastructure tends to disappear and can only be made visible when we identify the characteristics of efficient infrastructure through inversion (Bowker and Star, 2000). As an example, with attention being drawn to AMR as a global public health concern, antimicrobials and the work they do are brought into the spotlight. This can be considered a moment of inversion allowing us to see what is made possible by their presence in societies, economies and, health care that previously went unnoticed (Chandler, 2019). The focus on antimicrobials has brought to the fore how medicines have become a form of care such that restricting one antimicrobial (antimalarial) leads to increased prescription of another (antibiotic) (Chandler et al., 2017; Hopkins et al., 2017). Antibiotics are entangled with the systems of labour and production, enabling quick recovery so that people can return to work soon after an illness, and ensure the stable delivery of standardised products in animal production (Chandler, 2019; Chandler et al., 2016). Considering antibiotics as infrastructure allows us to examine what is at stake and the likely consequences of restricting or removing these medicines. It also shifts focus from the

individual to wider social, economic, political, and societal factors that must be addressed if unnecessary use of antibiotics is to be curtailed. This leads us to realise how narrow the focus on human behaviour alone is for understanding antimicrobial use. The increasing pharmaceuticalisation of global public health continues to reinforce these medicines as infrastructure.

### *Medicines beyond social objects*

Susan Reynolds Whyte has been carrying out research on medicines and health in Tororo – the same area of eastern Uganda as much of my own PhD fieldwork – for the last 30 years. Her influential thinking on medicines was captured in her acclaimed book's title, 'The Social Lives of Medicines', in which she in collaboration with colleagues follow Appadurai's notion of the 'social lives of things', constructing medicines as substances that have an active social life (Whyte et al., 2002). Whyte and colleagues state that 'medicines are substances. As things they can be exchanged between social actors, they objectify meanings, they move from one meaningful setting to another. They are commodities with economic significance, and resources with political value. Above all they are potent symbols and tokens of hope for people in distress' (2002:5). Through this research, the symbolic aspect of medicines is illuminated in considerable detail. Whyte's work, however, leads to wider questions about *how* medicines get deployed to make certain kinds of social, political and economic life possible.

### **2.6.2 Development and Global Health**

Development has been described as implying improvements in wellbeing, living standards and opportunities, but can also refer to historical processes of commodification, industrialisation, modernisation, or globalisation (Edelman and Haugerud, 2005). Since the 1980s, several programmes led by governments, private investors and donors have been rolled out in LMICs to improve their social, economic and political landscapes. Contrary to their goal of improving peoples' lives, these programmes have often reinforced the underlying problems and failed to improve outcomes. Anthropologists of

development such as Tania Murray Li, have pointed to the unintended consequences of institutions meant to foster development, that often have their own priorities which sometimes contrast the with the priorities of the local people (Murray Li, 2007). As development institutions considered by Murray Li in this account prioritise productivity and improving the landscape, the local people end up being resettled from their ancestral land to less fertile areas, are excluded from their motherland and forced to join large-scale agricultural activities where pay is uncertain. Murray Li emphasises that little attention is paid to the social tension that emerges and struggles of the local people with landlessness, indebtedness and vulnerability (ibid). Efforts of national governments in LMICs to promote local development by partnering with foreign donors and development organisations, involve little consideration for cultural way of life of the local people (ibid). The local people are often excluded from decision-making processes, allowing development partners to pursue their interests. Foreign development partners such as the World Bank come with a neoliberal agenda, promoting competition for resources. Far from the promise of socio-economic development, initiatives of development partners often leave the local people poorer, indebted, landless and economically tortured (Murray Li, 2007).

In addition, anthropologists such as James Ferguson have observed that development projects are often designed by experts with little knowledge of the historical and political realities of the local areas they aim to help. As such, many fail or lead to unintended consequences, such as strengthening bureaucratic state power and reconfiguring political realities of poverty and powerlessness into technical problems that require solutions by development experts (Ferguson, 1994). Ferguson notes that development projects aiming to foster economic stability sometimes fail to align with the goals of the local regions where they operate. The approaches undertaken by development experts are often rooted in the assumptions made about the LMIC (Ferguson, 1994). In addition, the basis for determining successful development programmes is biased based on back dated justifications regarding how they led to improved programmes (ibid). Less developed states are classified based on examining them in a



vacuum outside of their important geographic, cultural, and historical contexts, which leads to some detrimental economic decisions; as was done in the case of Lesotho, by cutting off regional economic ties to the massive grain and labour markets to avoid reinforcing South African Apartheid (Ferguson, 1994). Ferguson highlights that the sociological outcomes of these development projects need to be considered. Local socio and economic legacies are destroyed, as complex anthropological problems are reduced to technical ones and technical solutions prescribed. Ferguson and Murray Li's work emphasizes that development programmes need to understand the local context and take into consideration local priorities, to avoid negative unintended consequences.

Anthropologists Biehl and Petryna (2013) have noted that the landscape of global health consists of donors, private organisations and research organisations, each with their own priorities (Biehl and Petryna, 2013). Programmes and interventions implemented to improve quality of life often reinforce inequalities in the communities where they operate through their narrow focus, limited to a specific disease or technology rather than addressing inadequacies in the public sector as a whole. Biehl and Petryna write that 'Global health interventions leave people behind, not only by limiting access to the services provided, but also by producing a parallel system of care and governance that undermines other avenues for care that might take into account broader systemic factors.' (Biehl and Petryna, 2013)(p.135). As an example of how programmes reinforce community inequalities, Pfeiffer (2013) describes the healthcare landscape in Mozambique after the intervention of the US President's Emergency Plan for AIDS Relief (PEPFAR), showing how it contributed to the creation of a fractured health system by funding lateral programmes existing within dilapidated health clinics (Pfeiffer, 2013). In addition, using the concept of structural violence, anthropologist Paul Farmer has emphasised the inequalities that people suffer because of systems and institutions of governance. He highlights how the narrow focus of development efforts that only address access to medicines, while neglecting the broken

health systems and the poor living conditions of people, reinforce these problems (Farmer, 2005; Farmer et al., 2006).

Global health projects end up improving the availability of medical resources to patients and health workers but in the process, they transform the landscape of care in the local setting in ways that may not be beneficial to the local populations. McKay (2018) describes how national policies in Mozambique are transformed as the state attempts to align with the priorities of donor programmes for instance expanding the use of community workers rather than training cadres of medical workers (McKay, 2018). Local medical officials spend more time trying to meet the multiple and conflicting donor requirements which takes away time that could be spent on the implementation of health services. Local expectations and standards of care are sidelined as the care and interventions provided by donors are informed by evidence based on global metrics. Much as donor projects make important treatments accessible, local health actors are left conflicted about how the work that they engage in with donor projects serves to address the local problems of primary health care. Similarly, Prince and Otieno (2014) describe the 'uneven playing field' that health workers in Kenya have to work in where global health projects have greatly invested in the care for a few prioritized conditions while other conditions remain neglected (Prince and Otieno, 2014). The inequality that exists between global health interventions and local public health systems is glaring. While health workers employed by the well-funded global health projects are paid good salaries, the ones working in the public health systems work under conditions of scarcity, are demotivated and often considering leaving. Health workers in the public health system develop a form of care that is good enough for the poor and is tailored to existing socio-economic conditions, medical technologies and the multiple health conditions that patients present with. Care outside global health projects is characterized by health workers losing patients because of absence of the required tools, equipment and medicines, managing big numbers of patients on the wards waiting

for their relatives to find money to pay for their diagnosis and treatment and sometimes paying from their own finances for costs of patients' treatment.

Anthropologists have also observed that global health programmes and interventions shape social relations as well as public health landscapes in resource-poor settings (Biehl and Petryna, 2013). Whyte (2013) describes 'the projectification of care' for HIV in Uganda where the landscape of care is dominated by foreign aid, donors and NGOs amidst the adoption of neoliberal policies (Whyte et al., 2013). In this context, she describes health as 'not a 'right' available to all, but a service open to those in the know, and health care interventions increasingly become a survival mechanism that extends beyond the medical and includes labour, food, and education' (p134). Beneficiaries of these programmes are not just patients but 'embedded actors', that have to navigate complex intertwined social networks. Through her work, the micropolitics in which health and healthcare are brokered, accessed and transformed is illuminated.

Global health has been critiqued as a post-colonial imperial project that continues to enable colonial dynamics today (Biehl, 2016). Inequality in access to resources and information flow has been cited in the case of the Ebola epidemic in Liberia where despite warnings about the risk of Ebola based on research carried out among Liberian rubber workers dating as far back as the 1980s, this information was never brought back to Liberia. Global health and global biomedicine have been described as closely linked to colonial practices and a way of 'managing the colonial aftermath' (Anderson, 2014). Applying a post-colonial lens to the understanding of global health allows us to see the ways in which colonial practices continue to play out in contemporary life. As an example, Jeremy Greene and colleagues note that 'the knowledge frameworks carried forward from colonial times continue to influence both who is invited to the policymaking table and how global health agendas are then prioritized' (Anderson, 2014). Similarly, Richardson (2010) examines the link between epidemics and the various forms of exclusion

that are evident in global health. He argues that the ways in which evidence is generated in public health including epidemiological modelling, generation of metrics and big data and epidemic responses enable the continuation of global inequities (Richardson, 2020). Long after former colonies have gained independence and even with the increased emphasis on decolonization in global health, traces of colonialism continue to manifest in the form of economic exploitation, institutionalized racism, research institutions that do not incorporate avenues for delivering clinical care and universities from overseas that extract academic capital from those in the Global South without making a proportional contribution to local healthcare institutions.

Global health has been characterised as a reflection of capitalist neoliberal world order as shown by the economic interests it comes with that manifest in the power struggles between public and private health agencies, each pushing for their interests and reinforcing the inequalities they seek to overcome (Biehl, 2016). The inequality and violence that comes with care provided under some humanitarian projects in global health has been highlighted by anthropologists (Didier, 2012; Stevenson, 2014; Ticktin, 2011). Certain forms of governance are produced as a result of humanitarian intervention. Nguyen (2010) describes 'government-by-exception' where certain people are excluded from care by 'a consortium of foreign donor governments, northern universities, hospitals, research institutes, churches, pharmaceuticals firms, and even the American military' as interventions and technologies are rolled out in global health (Nguyen, 2010). Brown (2015) describes the tension that arises from a form of shared governance between the Kenyan Ministry of Health officials and officials from organisations funded by PEPFAR (the President's Fund for AIDS Relief) as they navigate the differences arising from the ability to provide resources and the right to administer them (Brown, 2015). International agencies engage in providing health care services once provided by the state using state infrastructure as a way of strengthening local health systems. However, the differences between the two in infrastructure, salaries, staffing, equipment are striking. While partnerships between international agencies and local

officials are expected to be built on principles of reciprocity and equality, in reality the large disparities in availability of resources mean that local authorities have to negotiate forms of sovereignty and responsibility in these collaborative engagements.

### **2.6.3 Inequality and entrepreneurship**

#### *Precurity and uncertainty*

Anthropologists have looked extensively at inequality and the resultant human suffering that people experience in their everyday lives. The theories of precarity and social suffering contribute to an understanding of the ways that certain groups of people who experience inequality find themselves in those circumstances, and how they find ways to survive. Precarity has been described as a condition of capitalism and neoliberalism which promote independence, individuality and self-responsibility. The vulnerable populations such as the homeless, migrant workers and the elderly are blamed for poverty, drawing attention away from the power relations and structural violence underlying the global political economy, and shifting responsibility of caring from broader social, political, and economic institutions. Butler (2010) describes precarity as “a politically induced condition in which certain populations suffer from failing social and economic networks, becoming differentially exposed to injury, violence and death” (Butler, 2010). Precarity entails a lack of stable work and steady incomes, unpredictable cultural and economic terrain and conditions (ibid).

By contrast, precarity has been described as the fate for most people today who have to face a life full of troubles with no end. Tsing (2015) describes precarity as ‘Life without the promise of stability’ (Tsing, 2015)(p2). She further describes precarity as ‘a modality of being marked by indeterminacy that is less the exception than the condition of our times. Uncertain about where/when/how one will make do in the present, the precarious lack handrails for anchoring the future as well’. Similarly, precarity is associated with a life that is filled with uncertainty and no signs of progress, as described by Allison

(2016) who writes 'in this uncertainty of time, where everyday efforts don't align with a teleology of progressive betterment, living can be often just that. Not leading particularly anywhere, lives get lived nonetheless' (Allison, 2016). Allison's work in Japan focuses on the period from the early 1990s, during the recession when people experienced joblessness and unstable employment resulting in social isolation, as family life and structures deteriorated and people led precarious lives (Allison, 2013). Precarity is strongly linked to changes in the global economy that render people economically incapacitated, resulting in debt and scarcity as they struggle to provide care and maintain life (Han, 2011; Hayder, 2012; O'Neill, 2014). Stable and better paying jobs are out of reach for those in precarious circumstances, because of emergencies of everyday life that make adhering to strict conditions of wage labour employment frequently impossible (Miller, 2014). As such, people may be trapped in precarious day-wage labour that is flexible enough to accommodate the conditions of their uncertain life.

Uncertainty has been shown to make life precarious. Whyte and colleagues (2015) write about the uncertainty that people receiving HIV care have to live through in Uganda where HIV treatment can only be accessed by people with particular social connections (Whyte and Siu, 2015). They describe the wellbeing of HIV patients as being contingent on people and institutions which creates more uncertainty. HIV care and treatment creates more dependence on social relations which both create and alleviate uncertainty. Certainty is attained in various ways, one of which is through a relationship with God. Among the Samias of Uganda, an understanding of good and evil helps people to cope with uncertainty with misfortunes in life believed to be caused by evil spirits and the good things in life being linked to God (Christiansen, 2009 ). Certainty is conditional, maintained by keeping a good relationship with God and never straying into evil practices. Everyday life in informal settlements in Kampala is characterised by precarity that takes the form of economic instability, lack of employment, living in fear of peoples' property being destroyed by government authorities, inadequate medical resources, poor sanitation, lack of food and constant flooding (Kayla, 2019). Cooperative survival has been described as a

function of life among the urban poor living in informal settlements in Kampala. This entails people depending on others for help to survive for instance sharing houses especially when flooding occurs. Frequent flooding and pollution in informal settlements in Kampala means that people suffer high rates of infection and disease. To cope with the challenges of ill health and ensure that they continue working, people rely on the piece meal use of medicines (Nabirye et al., 2021).

### *Social suffering*

Social suffering has been described as the lived experience of pain, damage, injury, deprivation and loss (Wilkinson, 2005). Suffering takes on various forms, has diverse harmful effects and is shaped by cultural and social conditions of life (Kleinman et al., 1997; Wilkinson, 2005). In that sense, suffering can be a reflection of social structural oppression. Social suffering has been linked to peoples' state of physical and mental health, underscoring that health is a product of social processes and life events (Kleiman, 2006). Social suffering results from the effects that political, economic, and institutional power have on people, and how these powers shape responses to social problems (Kleinman et al., 1997). Furthermore, social suffering has been used to draw attention to the negative effects of neoliberal economic policies that include lack of proper housing, unemployment and low wages despite long hours at work (Bourdieu, 1999). Anthropologists have written about social suffering, describing the experience of people living in LMICs who grapple with poverty while living in the conditions of deprivation (Farmer, 1997). Social suffering describes the experiences of people living in poverty to illustrate how social experiences of ill health tend to receive little attention from those in power (Das, 2015; Kamat, 2013). In addition, scholars have emphasised the need to pay careful attention to the language and imagery used to describe human suffering in any material shared in the media or other public domain to avoid further marginalisation of those suffering (Chouliarki, 2006; Sontag, 2003). Material should be produced with the goal of delivering a 'moral education' and evoking in-depth analysis of social ills, while avoiding pity

and sympathy – negative consequences which may reinforce the power relations between those suffering and those witnessing the suffering (Halpern, 2002; Spelman, 1998).

### *Social suffering and co-morbidities*

The concept of social suffering has also been used by anthropologists to describe peoples' lived experience of ill-health. In thinking about chronicity and the co-existence of multiple health conditions (co-morbidities), anthropologists have studied the experience of human suffering that involves patients, families, and communities affected by chronic diseases (Weaver, 2016). To address chronicity in the context of co-morbidity and multimorbidity, attention should be paid to multiple forms of suffering, of varying intensities, durations and frequencies, as well as those who share in and respond to the suffering (ibid). However, the definition of co-morbidities in global public health falls short, as it puts emphasis on overlapping disease categories such as diabetes and cancer. Does the overlap of lingering forms of ill health such as back pain and abdominal discomfort then count as comorbidity? This brings us back to the debate in anthropology of what counts as a disease in the first place. Some anthropologists have argued for the expansion of the definition of co-morbidity to include comorbid states of risk and perceived risk, for which people may or may not be engaging in treatment (Nichter, 2016). Conditions such as lack of clean water and scarcity of quality health care that predispose people to the risk of ill health, could be taken into consideration when conceptualizing co-morbidity. Some scholars have called for funders, scientists and researchers to consider the cumulative effect of several diseases as an area of focus. They argue diseases often cluster because of a common risk factors and handling each condition in isolation may complicate the care of such patients and have negative effects, as the common risk factor is missed as well as interactions of the different medicines taken (Witty and Watt, 2020).

The 'syndemics' perspective allows us to consider how social conditions and unjust structural relationships work together to propel what we see as a situation of being 'sick all the time' (Singer et al.,



2012; Singer et al., 2017). A syndemic approach has been suggested for understanding entanglements between disease/illness clusters, and how they are mutually re-enforcing at the biological and population level, arising from unfavourable social conditions and detrimental social connections (Singer and Clair, 2003). Singer and Clair (2003) describe synergistic effects between alcohol abuse, HIV infection, morbidity and mortality and of patients with hepatitis C virus co-infection (ibid). The syndemic approach was developed to push back against the dominant conception of diseases as distinct entities, attacking specific organs in the body, independent of other diseases and with no connection to the cultural and social context within which they occur (Singer, 2010) (p.25). The syndemic perspective enables us to consider how diseases interact with social, cultural and environmental conditions that contribute to the spread of disease (ibid). Singer says that, 'In syndemics, the health effects of co-morbid conditions are not additive, but multiplicative' (Singer, 2010) (p.26). Synergistic effects of alcohol abuse and behaviour disorders on the social health of families and the ways in which distressed individuals in the family affect each other, have been described in the context of post conflict in Northern Uganda (Meinert and Whyte, 2020). Family problems that people face are in themselves epidemics underscoring the importance of understanding how social conditions and connections reinforce trauma (ibid). These problems are so intertwined that establishing cause-and-effect linkage between, for instance, trauma and domestic violence is challenging, and solving one problem does not necessarily fix the others. A multi-sector approach is required to address syndemics.

### *Entrepreneurship*

Medicines get entangled with wider economic and political landscapes in different contexts. Whilst the body of scholarship focusing on the economies of medical research participation has grown substantially (Aellah and Geissler, 2016; Prince, 2014b; Stadler and Saethre, 2010), the connections between everyday use of medicines and wider cultures of opportunity and entrepreneurship are less well

developed in medical anthropology literature. Anthropologists engaging in the anthropology of work have examined the changes in the production and economic space in market-driven societies around the world, illustrating the ways that marginalized populations are often forced to navigate these changes and create new opportunities for themselves defined through informality, hustle, and precarity (Aggarwal 1995; Millar 2008; Preston-Werner 2008; Freeman 2014). Aggarwal (2015) describes efforts of Tibetan women working in the antique section creating new workspaces at the side-lines of the city when they are displaced as the government constructs shops (Aggarwal, 1995). They turn this change into an opportunity to negotiate prices with their customers, build social relationships, secure sponsorships as well as exchange information and knowledge as they interact with tourists in the antique market. This new workspace allows Tibetan women who are often marginalised to regain their respect and dignity in society as businesswomen and offers the flexibility they need to fulfil their social roles. Amidst increasing unemployment in Rio de Janeiro in Brazil, people living in precarity opt to work on the dump rather than seek formal employment as the dump offers autonomy of work, daily payment, flexibility if they are unable to work sometimes and allows them to attend to their social responsibilities (Millar, 2008). Older women in Costa Rican households embrace new forms of work that take the form of direct selling organisations (Preston-Werner, 2008). This new form of work enables women to overcome the social invisibility that they face and get economically empowered by offering them autonomy and giving them an identity.

In Nigeria, 'chasing money' is the order of the day as people make an effort to meet their basic needs (Peterson, 2014). Business is so unpredictable that in one moment, one can go from making huge profits, to barely surviving and to losing everything. People rely on loans to cope. Nonetheless, giving up is not an option as people keep hoping to make it big one day. Every life is defined by insecurity. The burden of managing insecurity falls solely on the individual. In a country where infrastructure has broken down and people have to meet their health care and education needs, everyday life and

business are a gamble. Thieme (2018) examines everyday experiences of youth in an informal settlement in Nairobi Kenya as they manage the insecurities associated with intermittent work (Thieme, 2018). With the meagre income the youth make from engaging in informal waste labour, everyday life is defined by improvising ways of survival. Living and working in precarious conditions, the youth get accustomed with depleting savings, starting over, recovering from crisis after crisis and dealing with unexpected job disruptions. Nevertheless, life is lived between opportunity, hope, setbacks, and disappointment. Taken together, these studies demonstrate how 'entrepreneurship' infiltrates social relations, citizenship and notions of the self.

## **2.7 Chapter Summary**

In this chapter, I have walked through the framing of AMR as a threat both globally and in Uganda. Behaviour-based and educational approaches have been adopted to address the problem of unnecessary use of antimicrobials, but some of these have had limited success. The One Health approach has been an attempt to consider AMR as a problem of connectivity, that should be addressed from the human, animal and environmental perspectives, and across sectors and countries. I highlighted the contributions of social science research to understanding AMR and antibiotic use, emphasizing the importance of developing interventions to address antibiotic use, informed by an understanding of the local setting. This was followed by a focus on social theories that anthropologists have used to explore different dimensions of the problem of antibiotic use including pharmaceuticals, limitations of development programmes and inequality. I close the chapter with a description of my theoretical orientation informed by social theory regarding medicines as social objects and beyond, the anthropology of care, and the anthropology of opportunity and entrepreneurialism. In the next chapter, I describe the context of this thesis in Uganda, with a focus on development and the culture of opportunity, the health system and regulation of pharmaceuticals, and a description of the rural, urban and peri-urban sites of the AMIS study – where the data presented in this thesis was collected.



## **Chapter 3 Study setting**

### **3.1 Introduction**

In this chapter, I introduce Uganda as a country, with a focus on its key characteristics that shape my analysis, and on the three study sites of rural Tororo, urban Kampala, and peri-urban Wakiso.

### **3.2 Uganda**

Uganda is a landlocked country straddling the equator in Eastern Africa. After 68 years of British colonial rule, Uganda gained independence in 1962. At the time of independence, Uganda was reported to have one of the most vibrant economies in sub-Saharan Africa, with most of the national revenue generated from exporting food and cash crops as well as animal products (Sejjaaka, 2004). Following independence, Uganda spent more than 20 years undergoing civil strife between 1966 and 1986, resulting in economic downturn, civil war and destruction of infrastructure (Ibid). Since 1987, Uganda has enjoyed a considerable measure of economic and political stability but continues to grapple with problems of corruption, dependence on foreign aid, poverty, social inequality, and ethnic intolerance (ibid). Today Uganda's economy still depends on agriculture which employs 72 percent of the total labour force, 77 percent of whom are women mostly residing in rural areas (Uganda National Planning Authority, 2015). Over the years, there has been a shift in focus by the Ugandan government from poverty reduction to wealth creation. The current national wealth creation project led by the Ugandan government, is aimed at creating a system that facilitates effective national socio-economic transformation with a focus on raising household incomes (Angina, 2019; Tabaro, 2018). To achieve this, the government has led a drive to transform the mindsets of people in subsistence homesteads to embrace the 'money economy' by going into commercial farming (Angina, 2019).

### 3.2.1 Development and Opportunity

Uganda has been identified amongst African countries as having adopted the neoliberal reform package most extensively (Harrison, 2006). Based on what is seen as an outstanding performance in implementing liberal economic reforms, Uganda has often been used as an example that other developing countries that are in the early stages of adopting reforms should emulate (Kuteesa et al., 2009). When the ruling party, the National Resistance Movement (NRM), came to power in 1986 they promised to bring 'fundamental change', including transforming the economy from a peasant based economy to a modern industrial economy that would lead to a middle-class based society (Wiegratz et al., 2018). The first decade of the rule of President Museveni saw the roll out of the neoliberal reform agenda. Structural Adjustment Programmes (SAPs) were implemented in the late 1980s, followed by liberalisation, privatisation, 'de-regulation' and public sector reforms in the 1990s (Ddumba-Ssentamu, 2002). The SAPs were accompanied by continuous financial and technical assistance as well as persistent pressure to adopt reforms and incentives from donors, whose presence in the country is still felt to date (Wiegratz, 2010). The NRM government had considerable domestic and foreign support during the late 1980s to the mid-1990s, because they were seen as having ushered stability into the country and driven 'rapid' economic growth following several years of war.

The second decade of NRM rule (1996-2006) saw the country continue to 'thrive' when it came to implementing liberal economic reforms, being described by international financial institutions such as the World Bank as a 'development model' to be emulated by other African countries and beyond (Kuteesa et al., 2009). During this period, development reforms such as the 1997 Poverty Eradication Action Plan, the World Bank Poverty Reduction Strategy papers and the International Financial Institutions' original Heavily Indebted Poor Countries Initiative were rolled out (Government of Uganda et al., 1997; Wiegratz et al., 2018). Uganda being described as a success story, was based on official figures for economic growth and poverty reduction produced by the government and international

financial institutions (Government of Uganda et al., 1997). These figures attracted more donor support to the Ugandan government to strengthen efforts to boost the economy, address poverty and improve the living conditions of the poor (Wiegratz et al., 2018). Between 1990 and 2006 Uganda is reported to have received foreign aid equivalent to 11 percent of its GDP (UNU -WIDER, 2013).

Uganda is a founding member of the East African Community hosting three key institutions of the community including: the East African Development Bank that has a mandate to promote sustainable socio-economic development in East Africa; the Civil Aviation Safety and Security Oversight Agency whose role is to ensure that air transport services are safe, efficient and profitable; and the Inter-University Council for East Africa, that coordinates inter-university cooperation in East Africa (East African Community, 2021). In addition, Uganda is a member of other global communities including African, Caribbean and Pacific Group of States, the African Union, Common Market for Eastern and Southern Africa, The Commonwealth, Non-Aligned Movement, Organisation of Islamic Cooperation, United Nations, and World Trade Organization (ibid). Uganda is also a member of the Intergovernmental Authority on Development, which was established in 1986 by the six countries in the Horn of Africa, to combat drought and desertification and promote food security in the region (East African Community, 2021).

Following over thirty years of adoption of the neoliberal reform package, Ugandan society has transformed into a market society characterised by a significant dominance of monetary exchange (Wiegratz, 2010; Wiegratz and Cesnulyte, 2016). Ideas of entrepreneurialism and financial independence are advanced by the government, donors and non-governmental organisations through the media (Mabala, 2018; New Vision, 2020; The state house of Uganda, 2016,2017; Wiegratz, 2010). The push for people to start income generating projects and follow their aspirations, is a big part of the national project of socio-economic transformation that is anticipated to lead to a modern, independent, resilient,

and self-sustaining economy – as laid out in the national development plan (The state house of Uganda, 2012; Uganda National Planning Authority, 2020).

Notably, the drive towards a ‘modernised’ Uganda is happening amidst severe economic uncertainty, high prices of consumer goods and escalating expenditures on the basic services, such as health, education, transport, housing and communication, among others (The New Vision, 2008,2018; Xinhua, 2019). As a result of these pressures, many Ugandans feel an intense need to ‘chase money’ in order to survive and meet the basic needs of life, improve well-being and accumulate capital and assets.

Unemployment and underemployment is very high (9.2% and 44% respectively) due to the shortage of formal sector jobs and high levels of population growth (Guloba et al., 2021). Competition and pressure have increased in many economic spheres, as many people have started businesses to meet the financial demands of everyday life (Mugisha, 2019). The Global Entrepreneurship Monitor (GEM) 2015 reported that Uganda is the most entrepreneurial country in the world, with 28% of adults owning a new business (Daily Monitor, 2021). However, most businesses are informal and small-scale, and are often not profitable; many suffer from high debt and a high business failure rate (50%) (Bertelsmann, 2018; Global Entrepreneurship Monitor, 2014; Lukolyo, 2019; Patton, 2016). With the severely difficult economic situation, the dominant thinking seems to be that opportunities to make money have to be taken up to be able to survive, within an increasingly monetised and unequal Ugandan society. The widespread notion that income generation needs to be prioritised, is also shaped by trends in other sectors such as courts, police posts, hospitals, schools, and housing markets, that are heavily commercialised. Money has become a solution to the increasing insecurity, uncertainty, risk, expenditures, and drive to live the modern life.

Infectious diseases, such as malaria, HIV/AIDS and tuberculosis, and neglected tropical diseases such as schistosomiasis, as well as respiratory and diarrheal diseases, are prevalent in Uganda (World Health



Organisation, 2018b). Communicable diseases account for over 50% of morbidity and mortality in the country, and the burden of non-communicable diseases is growing (World Health Organisation, 2018b). Across the country, there are wide disparities in health status, and linked to the differences in socioeconomic status, gender and geographical disparity (ibid). The health sector priorities have been aligned with the National Development Plan II, aiming to achieve Universal Health Coverage and promote a healthy and productive life for Ugandans, as a way of enhancing human capital development (Uganda Ministry of Health, 2015). The focus is on increasing three key outcomes: deliveries in hospitals; protecting children under one year from life threatening diseases; and stocking health facilities with essential medicines and health supplies. Uganda attained one of the Millennium Development Goal targets on child health: a decline in under-five mortality rate from 187 to 55 deaths per 1,000 live births between 1990 and 2015 (World Health Organisation, 2018b). Moreover, stunting rates fell from 38.3% in 1995 to 33% in 2011 (ibid). A decline in the maternity mortality ratio from 684 to 343 deaths per 100,000 live births was also reported over the period 1995 to 2015, but this did not meet the MDG target. In addition, Uganda attained some of the targets of MDG 6 on combating HIV/AIDS, Malaria and other diseases of achieving universal access to treatment for HIV/AIDS for all those who need it by the year 2010 (Uganda Ministry of Finance Planning and Economic Development, 2015).

### **3.2.2 The Ugandan health system**

The Ugandan health system has undergone several changes since independence in 1962. Before independence, the biomedical health system was entirely funded by the British government and made up of health units and hospitals, established alongside home-hygiene and preventive programmes overseen by health inspectors (Tashobya and Ogwang Ogwang, 2004). Health facilities were led by a doctor and focused on curative care. Each district had a hospital where healthcare could be accessed free of charge, and the majority of biomedical care was sought and administered through this government-funded system (ibid). In addition to biomedical care, parallel healing systems such as

traditional healers and witch doctors existed, but their use deteriorated under colonial rule with the coming of the Christian missionaries, who viewed traditional medicine as uncivilised and evil and discouraged its use among the local natives (Palanco Lopez and Chandler, 2020).

The public health system deteriorated after independence during the 1970s and 1980s because of economic decline and bad governance, with most public health programmes collapsing and health facilities suffering staff and drug shortages (Kirunga Tashobya et al., 2006). During the 1990s, health sector reforms, specifically decentralisation, were implemented with the introduction of a multi-layered healthcare system including a national referral hospital, regional referral hospitals, a district hospital, and Health centre I-IV at the lowest levels (ibid). Following decentralisation, planning, mobilisation of resources and the management of health service delivery was left to the district authorities. With this approach to management, the running of district health services faced challenges of limited human, financial and logistical resources, and poor supervision and monitoring of health services at all levels (Kirunga Tashobya et al., 2006). With the poor performance of the public health system in the 1990s, there was a proliferation of private healthcare services in Uganda, including licensed and unlicensed private clinics and drug shops (Birungi et al., 2001). In addition, there was an emergence of people providing health care at home and an increase in self-medication (ibid).

Uganda had a well-functioning veterinary sector in the 1950s. The veterinary sector was strengthened during the outbreak of rinderpest in the 1950s, which prompted the British colonial authorities to intensify vaccination and surveillance activities (Palanco Lopez and Chandler, 2020). In addition, the British colonial authorities trained the local people as veterinary staff. Between the 1950s and 60s, the British colonialists provided farmers with aid, including grants and drugs, and encouraged them to move into commercial production as a way of boosting the economy. However, the British did not allow farmers to treat animals themselves, but encouraged them to seek assistance from the Veterinary

Office. The Veterinary Office consisted of professional veterinary officers, diploma-holding animal husbandry officers, and certified veterinary assistants, that worked with veterinary scouts as field assistants. Following the adoption of structural adjustment programmes in the late 1980s and early 1990s, clinical veterinary services were decentralised and privatised, while the civil service was downscaled (Ilukor et al., 2012). This meant that services such as spraying for tick control were privatised, while vaccination of animals against epidemic diseases, quarantines and vector control were left to the Ministry of Agriculture, Animal Industry and Fisheries (ibid).

The publicly funded health system in Uganda today is multi-layered with HCIs at parish level, HCIIIs at sub county level, HCIVs at county level, district hospitals, regional referral hospitals, and a national referral hospital (Uganda Ministry of Health, 2011a). The health system runs on a referral basis, whereby cases that cannot be handled at one level of care are referred to a higher level. According to the Ministry of Health staffing norms, HC IIs should be run by an enrolled nurse and midwife, clinicians can be found in HCIIIs, while medical doctors are stationed in health centre IVs and district hospitals, and specialists in Regional Referral Hospitals and the National Referral Hospital. In reality, human resources remain a challenge in the Ugandan public health system, and many times the expected cadre of staff may not be found at a given level of care; for instance, HCIVs and hospitals lack doctors but have many clinical officers (Namaganda et al., 2015). Healthcare and medicines are provided free of charge in public health facilities, but medicine stockouts are common (Batwala et al., 2010). It is reported that 72% of the Ugandan population live within five kilometres of a health facility (Uganda Ministry of Health, 2015).

In addition to the government funded health system, the wider health sector is dominated by private healthcare providers. With the deterioration of the public health system for both humans and animals over the years (Birungi et al., 2001; Ilukor et al., 2012), it has been estimated that 60-70% of human healthcare services and all veterinary clinical services in Uganda are now provided by the private sector

(Birungi et al., 2001; Ilukor et al., 2012; Ssenyonjo et al., 2018). In addition, the favourable tax environment in Uganda, where no taxes are levied on imported pharmaceuticals both for humans and animals (Uganda Ministry of Health, 2011b) and the value of the pharmaceutical market has grown from US\$ 276 million in 2010 (United Nations Industrial Development Organisation, 2010) to \$414 million in 2017 (Pharmaceuticals export promotion council of India), enable the pharmaceutical industry to flourish while being dominated by imported pharmaceuticals.

### **3.2.3 Supply and regulation of pharmaceuticals in Uganda**

The British colonial government played a big role in the supply of pharmaceuticals to their African colonies (Palanco Lopez and Chandler, 2020). Large pharmaceutical companies in the US and the UK opened branches in colonial Africa, many of which still exist in East Africa today (ibid). The British colonialists also controlled who could use or prescribe pharmaceuticals in their colonies, as noted with the penicillin Act of 1947. The supply and regulation of human and veterinary drugs was controlled by the government in colonial Africa. Human antibiotics for example, could only be accessed with a prescription in health centres approved by the Ministry of Health, while veterinary drugs could only be access through the Veterinary Office. However, the presence of private practitioners in the African colonies allowed alternative routes of access to pharmaceuticals. Between the 1950s and 60s, the increased demand for medicines for quick relief amidst an increased pace of life was reported in the UK (Palanco Lopez and Chandler, 2020), as has been noted in East Africa today (Denyer Willis and Chandler, 2019). In Uganda, there was an increase in private practitioners, treatment at home and self-medication, with the deterioration of the public health system in the 1990s (Birungi et al., 2001). In 1993, the Uganda National Drug Authority (NDA) was established to ensure that Ugandans could access quality, safe and effective medicines. In the same year, the National Medical Stores (NMS) was established to procure, store and distribute essential medicines and medical supplies to public health facilities.

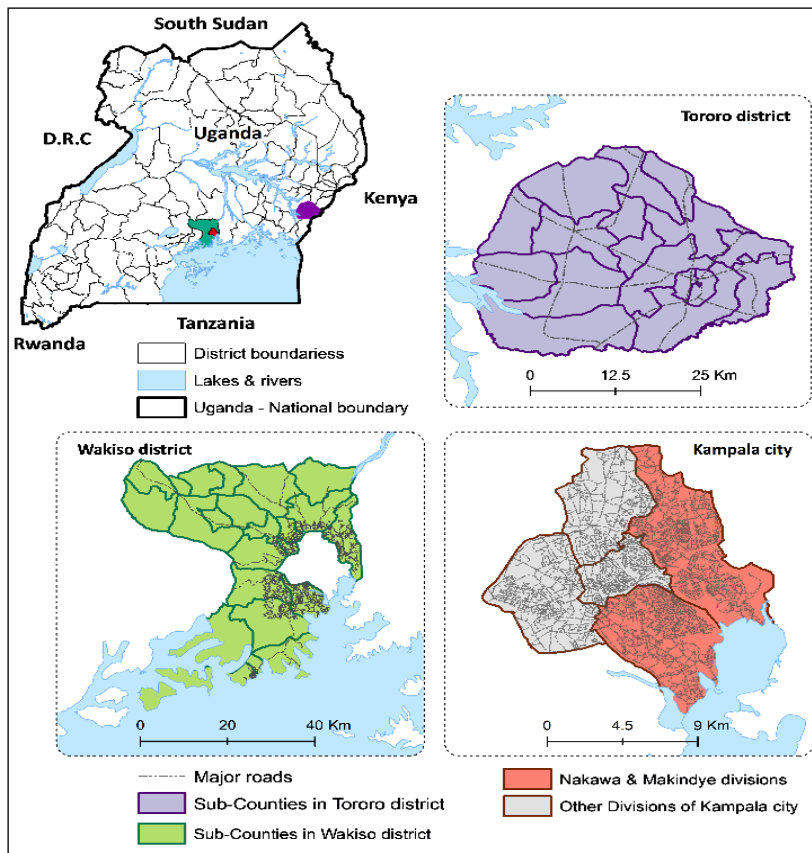
The National Drug Authority and the National Medical Stores are the two statutory bodies in Uganda, that are mandated to handle issues related to pharmaceuticals (Uganda Ministry of Health, 2011b). Medicines for humans are provided at no cost through the public health system (World Health Organization, 2007). However, given budget limitations there are regular stock outs, which means patients have to purchase medicines prescribed in the public sector from the private sector (United Nations Industrial Development Organisation, 2010). Medicines in the private sector are distributed to the end users through over 477 pharmacies, about 5,263 registered drug shops, 1,500 clinics, and 114 hospitals (United Nations Industrial Development Organisation, 2010). The NDA Act places antibiotics in Group I of Class B drugs or controlled drugs that can only be legally prescribed by registered medical practitioners, dentists and veterinary surgeons (Uganda National Academy of Sciences, 2015). In addition, the authority to dispense controlled drugs is given to licensed pharmacies under the direct supervision of a pharmacist (ibid). Drug shops in Uganda are only authorised to sell class-C drugs (over the counter) that do not require a prescription (ibid). Drug shops are not authorised to sell antibiotics and injectable drugs. The NDA Licensing guidelines of 2019 state that drugs shops should be registered with the professional council and operated by individuals with a medical pharmaceutical or veterinary qualification.

Pharmacy technicians/dispensers, registered or enrolled nurses, comprehensive nurses, and registered or enrolled midwives are the only professionals allowed to operate human drug shops. However, in reality the people that prescribe antibiotics in Uganda include pharmacists, drug shop vendors, farm managers, veterinary assistants, animal husbandry officers, farmers, and feed makers (Uganda National Academy of Sciences, 2015). Antibiotics can be accessed by anyone without a prescription in licensed and unlicensed drug shops, community pharmacies, shops selling assorted items, shift markets, and from drug hawkers (Mbonye AK et al., 2016; Mukonzo et al., 2013). Whereas the National Medical Stores procures and distributes human drugs and supplies in the public sector across the country,

veterinary drugs and supplies seem not to have a proper distribution system, leaving the veterinary sector to be fully run by the private sector. The current drug regulatory framework, where the National Drug Authority regulates use of both human and animal drugs with oversight from the Ministry of Health, has been criticized for focusing on regulation of human drugs and neglecting the veterinary aspects of regulation. To address the concerns regarding existing gaps in regulation, on October 7<sup>th</sup> 2019 cabinet took a decision to put in place a separate authority based in the Ministry of Agriculture, Animal Industry and Fisheries, for regulation of veterinary medicines (Parliament of the republic of Uganda, 2019). However, the new authority is not yet operational.

### 3.3 The Antimicrobials in Society (AMIS) Project sites

The AMIS Uganda study was conducted in rural Tororo, urban Kampala, and peri-urban Wakiso (see Figure 1 below). In the next sections, I describe each of the three study sites.



**Figure 1. AMIS Uganda study sites**

### **3.3.1 Tororo district**

My research on healthcare in rural households and health facilities was conducted in Nagongera Sub County, a rural area in Tororo district. Prior to this study, our team had extensive experience conducting research in health facilities, through the PRIME and PROCESS studies funded by the ACT Consortium (Chandler et al., 2013; Okwaro et al., 2015; Staedke et al., 2013). In addition, Nagongera HCIV in Tororo is a site of the Infectious Diseases Research Collaboration's (IDRC) International Centre of Excellence in Malaria Research, where in-depth research on malaria transmission and epidemiology is ongoing through the PRISM2 cohort study (Kamya et al., 2015). As such, the study team had already established a strong relationship with the district health leadership and had local contacts that would make it easy to build rapport and access the local residents. My primary focus in this area was on residents and their healthcare providers in their everyday life, and the ways in which they used antibiotics to care for households, including humans and animals.

Tororo is a predominantly rural district bordering Kenya, with an estimated population of 517,080 residents living in 102,492 households (Uganda Bureau of Statistics, 2017a). The economy of Tororo is dependent on agriculture, with over 70% of the population involved in subsistence farming (Tororo District Local Government, 2015). Recently, prolonged dry seasons followed by abrupt heavy rains have resulted in poor crops. Poverty is widespread in Tororo, with over 50% of the population living on less than 1 USD per day (Tororo District Local Government, 2015). We observed that people lived 'hand-to-mouth', barely meeting the basic needs of food, health and education. Most families that we observed ate one meal a day, access to clean water was limited and people depended on unprotected wells shared by humans and animals.

The levels of poverty and poor infrastructure observed in Tororo are prevalent across Eastern Uganda, which has been reported to be the poorest region in Uganda since 2013 (Uganda Bureau of Statistics,

2019). The marginalization of Eastern Uganda is rooted in the North-South division of Uganda by the British colonialists. Eastern Uganda was considered a labour reservoir and was neglected when infrastructure and social services were developed and assets distributed (Lwanga-Ntale, 2015; Mamdani, 1983). Although 65 government health facilities exist in Tororo, they lack equipment and electricity and suffer from frequent stock-outs of supplies and absence of the required health personnel (Medicines and health service delivery monitoring unit, 2014). In Tororo, there is one doctor for every 43,144 residents compared to one doctor for every 20,000 residents at the national level (Tororo District Local Government, 2015).

The decentralization of Uganda in 1993/1994 resulted in districts taking on responsibility to plan and manage health service delivery and mobilize resources (Gonzaga, 1999). Subsequently, NGOs and the private sector proliferated, playing a larger role in the provision of health care (ibid). Twenty five percent of health units in Tororo are reported to be supported by NGOs (Gonzaga, 1999). Several research projects and NGOs have been implemented in Tororo district over the years. Some of the NGOs operating in Tororo have included PLAN international, Word Vision, Marie Stopes, The AIDS Support Organisation, Baylor Uganda, Danish International Development Agency, German Development Service, United Nations Children's Fund, United Nations Population Fund, United Nations Development Programme, World Bank, Swedish International Development Cooperation Agency, Africa 2000, Sexually Transmitted Infection Project, Church of Uganda Health Facilities- Christian Children's Fund, the Roman Catholic Church health facilities, the Red Cross and MIFUMI, among others (Gonzaga, 1999; Tororo District Local Government, 2015).

### **3.3.2 Kampala district**

The parallel ethnographic research in Kampala as part of this project took place in a large informal settlement, Namuwongo, which is part of a low-income suburb located in Makindye division of Kampala



(London School of Economics and Political Science Blog, 2015). Informal settlements are defined based on the context, but the UN Habitat Programme definition is often used. Informal settlements are referred to as: 'i) residential areas where a group of housing units has been constructed on land to which the occupants have no legal claim, or which they occupy illegally; ii) unplanned settlements and areas where housing is not in compliance with current planning and building regulations (unauthorized housing)' (UN-Habitat, 2015; United Nations, 2015a). This definition promotes an interpretation of informal settlements as fundamentally illegal settings, precipitating the kinds of policing and heavy-handed approaches considered appropriate for illegal living.

Namuwongo is home to more than 20,000 city dwellers. The population in the informal settlement is diverse, including a mix of long-term residents and migrants from across Uganda and the neighbouring countries. Most residents engage in day-wage labour, defined as short term, irregular and/or contingent work, including market and food vendors, factory workers, hawkers, domestic workers, among others. Namuwongo is a popular space as it is located close to the Kampala central business district as well, as the wealthy neighbourhoods that are likely to provide informal employment for urban workers. It also offers affordable housing for residents working in the city and surrounding neighbourhoods. The informal settlement is surrounded by various sources of health care and medicines including private hospitals, government health centres, private clinics, pharmacies, and licensed and unlicensed drug shops.

In the 1990s, the informal settlement began extending further downstream from its original location, following a 'slum upgrading project' initiated by the government with support from UN-Habitat, which left many of the original residents unable to afford the new housing and subsequently drove them to 'unclaimed land' (Muchadenyika and Waiswa, 2018). Today, the settlement is separated by a railway line and located in a reclaimed wetland, surrounded on one side by the Nakivubo channel – which is the

main water channel that carries water and other waste from Kampala city to Lake Victoria – and bordering the wealthy neighbourhoods of Muyenga and Bugolobi. Namuwongo is characterized by poverty, poor housing conditions, flooding during the rainy season, and poor hygiene, which make the residents susceptible to frequent illness. Infectious diseases, including cholera and other diarrhoea-related illnesses, are an ongoing concern in the informal settlement, linked to a lack of clean water and poor sanitation infrastructures. The main source of water for home use in this settlement is unprotected springs, whose water has been reducing in volume over the years and often gets discoloured when it rains. There is a shortage of both public and private latrines in the settlement. Approximately five to ten families share a private toilet and most residents rely on public latrines, which they have to pay for 200 shillings (approximately 0.05 USD) for adult use and can only use during restricted hours. Informal toileting including the use of home bucket systems and polythene bags is common, as people cannot afford to pay each time they need to access a latrine.

### **3.3.3 Wakiso district**

Wakiso district is a peri-urban area located in the central region of Uganda, approximately 20 kilometres northwest of Kampala (Wakiso District Local government). It surrounds Kampala capital city covering a total area of 280,772 hectares (Wakiso District Local government, 2018). Wakiso district is part of the Luwero triangle that was greatly affected by the five year war in the early to mid-1980s (Wakiso District Local government). It was formed through an Act of Parliament enacted in November 2000 bringing together Busiro, Kyadondo and Entebbe Municipality that formerly belonged to Mpigi district, with the goal of improving service delivery and enhancing local development as part of the strategy for sustainable wealth creation (ibid). The district is made up of 2 counties, 6 sub counties, 4 municipalities, 12 municipal divisions, and 9 town councils (Wakiso District Local government, 2018). The district's population is rapidly increasing from 907,988 in 2002, to housing nearly 2 million people today in 504,620 households – half of whom live in the urban areas (Uganda Bureau of Statistics, 2016,2017b;

Wakiso District Local government). In addition, Wakiso hosts the highest number of people working in Kampala city (Wakiso District Local government, 2018).

Wakiso district is an agricultural district that has undergone tremendous growth, currently ranked as a top producer of poultry and pigs in Uganda (Sabiiti and Katongole, 2016). Thirty six percent of the total households in Wakiso engage in both crop and livestock production and a further 24% in piggery and poultry (Wakiso District Local government, 2018). The district houses poultry and piggery farms of different scales and technologies of production including small, medium and large-scale farms, as well as those engaging in commercial, intensive and semi-intensive farming. Other economic activities in Wakiso include fishing, manufacturing, sand mining, tourism, commercial services and informal businesses (Wakiso District Local government, 2018). Wakiso has been ranked as having the highest GDP per capita in Uganda standing at \$3,250, which is equivalent to 21% of Uganda's GDP (ibid). The district's proximity to Kampala city provides easy access to animal feeds and market for farm produce (Wakiso District Local government, 2016). The estimated monthly demand for pork in Kampala and Wakiso areas is estimated at approximately 12 metric tons, while that of poultry meat is estimated at 4,933,474 kilogrammes (Wakiso District Local government, 2018). In conjunction with this, Wakiso district has many private veterinarians and farmers that have extensive experience managing illness in animals and birds. Furthermore, there are also government veterinarians attached to each sub-county, and medicines for animals and birds are also easily accessed by farmers from Kampala district.

### **3.4 Chapter summary**

In this chapter, I have described the context of this thesis research in Uganda, with a focus on development and opportunity, the Ugandan health system, and the regulation of pharmaceuticals. I have also described the three AMIS study sites of rural Tororo, urban Kampala and peri-urban Wakiso, where the data I draw on in this thesis was collected. As highlighted, the Uganda government aims to

transform the economy from a predominantly peasant one to a modern industrial economy. This desire has seeped into peoples' everyday lives across the three study settings emerging as a culture of opportunity and entrepreneurialism – as we shall see in the following chapters. I have drawn attention to the organisation of the Uganda public health system as multi-layered and described some of the existing challenges with shortages of medicines and supplies, as well as limited human resource. Uganda also has a dominant private sector. Regulation of human pharmaceuticals in the country is handled by the National Drug Authority, but an appropriate authority to manage veterinary medicines has yet to be established. I have described Tororo as a rural agricultural district with a history of donors, researchers and NGOs operating in the area for decades. In Kampala, I highlighted how the informal settlement came into being and the debilitating conditions within which people live. Wakiso is a peri-urban agricultural district that because of its proximity to Kampala, has been carved out as a model district for development and sustainable wealth creation, with a focus on livestock farming. In the next chapter, I describe the methods I used to collect data from Tororo, as well as and the methods employed in Kampala and Wakiso.



## Chapter 4. Methodology

### 4.1 Introduction

In January 2018, I started my PhD journey using ethnographic methods to investigate the role of antimicrobials in everyday life, with a focus on residents and their healthcare providers in a rural setting. My PhD has been supervised by two medical anthropologists based at the London School of Hygiene and Tropical Medicine (LSHTM) and an LSHTM clinical epidemiologist based in Uganda. Our monthly supervisory meetings, held throughout my degree, have been a key source of guidance and input from experts in my field of study. Having senior researchers from differing disciplines and with vast experience and knowledge about the field of medicines use in Uganda and elsewhere, as well as methodology expertise and analysis techniques, has been invaluable in shaping how I approached answering the research question. The diversity that the senior researchers brought to this thesis, enabled me to attain a deeper understanding of the complex phenomenon of antimicrobial use in rural households, the urban informal settlement, and in commercial pig and poultry farms. This thesis draws upon anthropological approaches and, thus, before describing the methods used for my study, I will explain my own theoretical orientation.

### 4.2 Methods

To explore my research questions (see page 26), I used a range of methods within a multi-sited ethnographic approach. Specific methods included: 1) *Antibiotic surveys* to understand how and which antibiotics are used domestically, for people and animals; 2) In-depth *ethnographic fieldwork* involving participant observation and key informant interviews, to understand how antibiotics are intertwined in people's lives, with a focus on why, and how, people rely on them; 3) *Participant feedback discussions* carried out every 3 months to provide preliminary feedback on research findings, in order to elicit

feedback and discussion among participants and local public health officials; 4) *Documentary analysis* of relevant literature, policy documents and public health and media content, to contextualize ethnographic findings.

Ethnographic fieldwork provides opportunity for immersion and offers a rigorous iterative approach (Bernard, 2011b; Russell, 2011), ideal for understanding the roles of antimicrobials across a variety of social spheres and levels of scale. Multi-sited ethnography is an approach to studying a phenomenon of interest, in this case antibiotics, and how they intersect with life, livelihoods and healthcare for humans and animals, by following various paths across households, farms, animal markets, and healthcare facilities, and also drawing on materials from archives, documents and policy spaces. Recognising that households and farms are heterogeneous entities and always evolving (Guyer, 1981), we defined a household as people who prepare and have their meals together and sleep in the same dwelling. Farms were defined as a gazetted area of land and buildings or structures used for rearing animals. As my starting point for investigating the increasing use of antibiotics in Ugandan society, I took the everyday life and lived experiences of my study participants as my point of departure. What this means is that I paid attention to how antimicrobials are actually used in everyday life, without making assumptions about 'misuse' or 'appropriate' of antibiotics beforehand. This involved spending an extended period of time with my study participants visiting them on a daily basis, assisting them with simple chores at home or where they worked and having conversations with my study participants, and their families and close friends about their lives, health care practices, livelihoods and other aspects of life to gain an understanding of daily life. This also involved documenting this information, and reflecting and drawing conclusions on how and why they used antibiotics in the way that they did. In addition, I also held participant feedback discussions, as these provided an opportunity for richer discussions with participants and a better understanding of the study findings.

#### **4.2.1 Antibiotic surveys**

Antibiotic surveys were conducted to answer the following research question: *How and which antimicrobials are used, for people and animals in Tororo, Kampala and Wakiso?* Antibiotic surveys were also conducted in rural households in Nagongera, among day wage urban workers in Namuwongo, and among commercial poultry and piggery farmers in Wakiso, to understand what antibiotics participants were familiar with and used to treat illness in humans and animals. The antibiotic survey work also allowed me to identify households of particular interest for the ethnographic component of my work. I then conducted a cross-site analysis of the antibiotic survey findings presented in chapter 5 of this thesis. As such, in the next sections, I describe the recruitment, study procedures, data management and statistical analysis of the antibiotic survey data across the three study sites.

##### *Recruitment*

From November to December 2018, 100 participants were enrolled in Nagongera, while from May to June 2018, 174 and 115 participants were enrolled in Namuwongo and Wakiso, respectively (Figure 2). Potential participants were identified with the help of field guides, including local council leaders (LCs) and village health team (VHT) members in Nagongera and Namuwongo, and animal health workers in Wakiso. In Nagongera and Namuwongo, households were included if: (1) at least one adult ( $\geq 18$  years) was present; (2) household members were permanent residents (lived in the area for at least 6 months); and (3) the adult agreed to provide written informed consent. In Wakiso, farms were included if the farm owner: (1) was present or could be reached by phone, and (2) agreed to provide written informed consent. Households and farms were excluded if an adult resident or farm owner could not be located after at least two visits. Participants were selected using convenience sampling, but we attempted to recruit a cross-sectional sample of the population in each study site.



### Study procedures

Prior to the surveys, the study team met with local health and veterinary officials, as well as village leaders, to discuss the survey plans. The survey was conducted using the 'drug bag' method (Dixon et al., 2019). First, we visited local drug shops, pharmacies, private clinics, and public health facilities, and with the help of Ugandan pharmacists, compiled a list of antibiotics available for human and animal use. Subsequently, we purchased packets, bottles, tablets, capsules, and vials of the antibiotics reported to be most commonly requested. These medicines were put into a 'drug bag'; one for human antibiotics and another for animal antibiotics. During the surveys, we presented the drug bag to participants and asked them to 'pile sort' the medicines into four different categories, including drugs they: (1) recognised, (2) had ever used, (3) used frequently, and (4) needed, but could not get. While the participants sorted the medicines, we used a pre-set questionnaire to gather information about their experiences using these medicines.

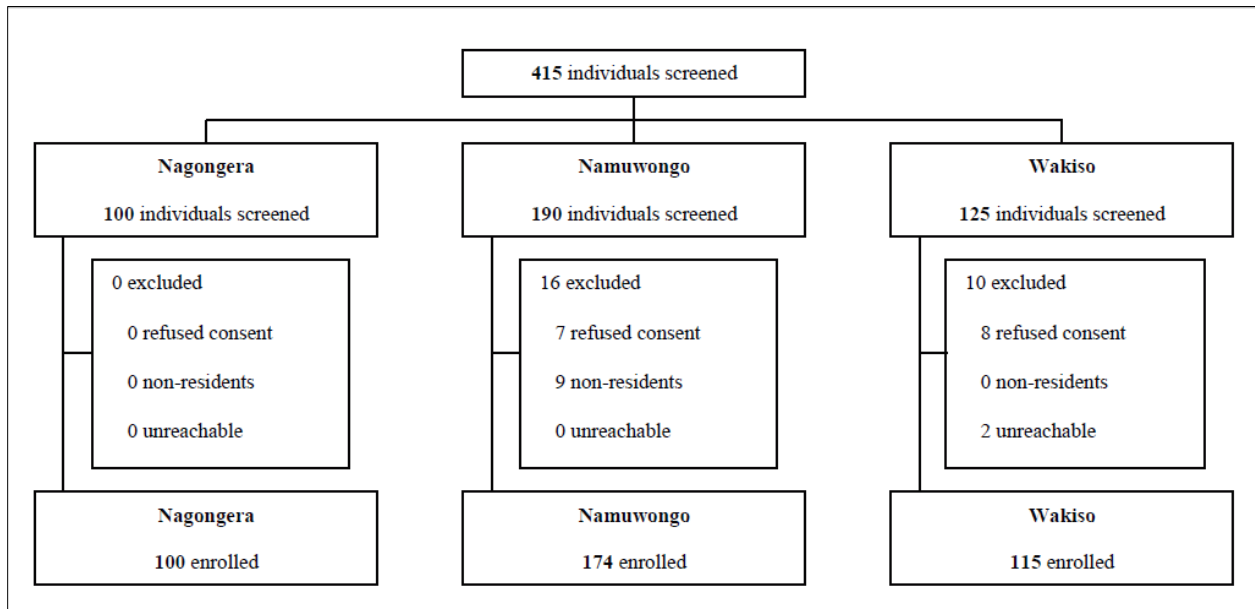


Figure 2. Antibiotic survey profile outlining the process of recruitment, screening, and enrollment into the study. In total, 100 participants were enrolled in Nagongera, 174 in Namuwongo and 115 in Wakiso.

### *Data management and statistical analysis*

Data were collected using hand-held tablets which were programmed using Open Data Kit (ODK) (accessible at [www.opendatakit.org](http://www.opendatakit.org)). We classified antibiotic use into two categories: (1) Any antibiotic use (ever used): defined as taking any antibiotic, for any indication, with any dosage, with or without a prescription, as reported by participants; and (2) Frequent antibiotic use: self-reported by study participants during the pile sorting exercise and defined during analysis as antibiotic use within the past month. Questionnaire data were transferred daily from the tablets to a password-protected laptop. At the end of the survey the complete databases were stored on a secure server at the Infectious Diseases Research Collaboration (IDRC) in Kampala. Data were analysed using STATA 14 (StataCorp LLC, College Station, Texas, USA).

Antibiotics for human use were categorised using the WHO AWaRe classification, (World Health Organisation, 2017) as (1) Access: first- and second-choice antibiotics for common infections that should be widely available, affordable and quality-assured; (2) Watch: first- and second-choice antibiotics recommended for a specific and limited number of indications, given their association with antimicrobial resistance; and (3) Reserve: antibiotics that should be treated as a 'last resort', limited to highly specific patients and settings, and used only when all alternatives have failed. The WHO AWaRe classification aims to inform effective antimicrobial stewardship and ensure access to necessary antibiotics and appropriate prescribing (World Health Organisation, 2017). Antibiotics used for animals were interpreted using the WHO list of critically important antimicrobials for human medicine (WHO CIA), which classified antimicrobials as (1) critically important, (2) highly important, or (3) important, based on their indications for treatment of humans. This list aims to ensure that antimicrobials, particularly those classified as critically important, are used with caution both in human and veterinary medicine (World Health Organisation, 2018c).

In the analysis, descriptive statistics were generated, and proportions were reported for each variable. Chi-squared tests were used to compare participant characteristics between the study sites. Prevalence ratios (PRs) were generated for comparisons of data on prevalence of any antibiotic use, frequent antibiotic use, different antibiotics used, and the source of antibiotics, between the study sites. The PR in our study was the ratio of the outcome of interest (proportion of participants that reported any antibiotic use, frequent antibiotic use, use of different antibiotics, and source of antibiotics), divided by the proportion of participants surveyed in a given geographic location.

#### **4.2.2 Ethnographic fieldwork**

The ethnographic fieldwork constituted the core of the research that informed this thesis. I carried out the fieldwork in Tororo, as well as supervising the fieldwork in Kampala and Wakiso. The ethnographic fieldwork I undertook in Tororo aimed to answer the following questions: *What problems has antimicrobial use become a solution to at the domestic as well as societal level? What is at stake for human and animal care providers when prescribing or dispensing antimicrobials?* To answer these questions, participant observation and interviews were conducted with residents of Nagongera sub-county, whom I had built connections with during the antibiotic survey and through their healthcare providers.

Participant-observation is an established anthropological method that aims for the researcher to immerse themselves in a different setting. It involves the observation of, and participation in, people's routines and activities in order to produce data about what they *do* (as opposed to just say), and also to understand *why* they do what they do in context (Bernard, 2011a; Geertz, 1973). Participant observations seemed the most holistic research method to investigate antibiotic use in rural settings, and how these medicines are used to care for humans and animals (Geertz, 1973; Russell, 2011). Through the use of participant-observation, I was able to produce a 'thick description' (Geertz, 1973) of

antimicrobial use in everyday life, fostering an appreciation of the everyday realities within which antimicrobial use is embedded.

### *Recruitment*

Ethnographic fieldwork in Tororo took place between November 2018 and October 2020, extending my previous work in the area for the past decade. I had made contact with the primary residents that were selected for participant observations during the survey, and they expressed interest in participating in longer-term research. My primary contacts also linked me to their family members and friends. I endeavoured to spend time with a range of individuals with different livelihood activities and ages to capture different experiences and perspectives, such as those who were young and old, from monogamous homes and from polygamous ones, those that had attained some level of formal education and those that had not. Although, inevitably participant observation ends up producing a partial account from the perspectives of the individuals the researcher is most connected to (Pelto and Pelto, 1996). Partiality was not seen as a problematic bias, however, but was addressed through reflexive practice involving acknowledging my own position as an ethnographer (Rabinow, 1977).

The sources of healthcare where participant observations were conducted, were selected based on where household residents sought care for themselves and their household members, including humans and animals. I conducted participant observation in health centre IIs in Nagongera sub county, where residents reported regularly obtaining health care. I also spent time in a private clinic that was popular among residents, and was described as where they obtained medicines when there were stock outs at the government health centres. During my fieldwork in households, I did not observe the treatment of animals by animal health workers. However, my discussions with residents revealed that they obtained care and medicines for animals from animal health workers that they met at the weekly mobile markets,

some of whom also operated veterinary drug shops. This led me to carry out observations of treatment of animals at three mobile markets and one veterinary drug shop.

### *Study procedures*

For the participant observations with residents, I focused on three households as my primary participants. The consenting process was continuous, with participants providing written consent at recruitment and re-confirming consent verbally during the fieldwork period. I worked with a local resident as my research assistant, visiting the households for 6 to 8 hours three days a week, over a period of 12 weeks. I spent at least four weeks in each of the participating households. During my time in the households, I paid particular attention to health and care practices, access to water and sanitation, work, animal husbandry (including any use of antibiotics) and interactions with others, including sexual relationships. I also paid attention to illness episodes and followed people's treatment seeking activities, when they occurred, to understand how illnesses were treated, with a specific focus on how antibiotics and other treatments were positioned within these scenarios, and how power dynamics and social position within the household shaped this. I maintained continuous contact with households beyond my fieldwork period by 'passing by' when visiting the local health facilities and through telephone calls at least once every three weeks. This approach enabled me to develop a closer relationship with the participants over time.

In addition, I carried out participant observations and health worker interviews in two Health centre IIs. Health centre IIs are based at parish level, often led by an enrolled nurse working with a midwife. They run an out-patient clinic managing common diseases in the community and offering antenatal care. I visited the health centres for 5 to 7 hours, three days a week, over a period of 8 weeks. During my time at the health facility, I positioned myself in the consultation room assisting with simple administrative tasks, such as transferring patient information from the patient book to the Outpatient Department

register during consultations. This enabled me to observe first-hand interactions between health workers and patients, witnessing the process of diagnosing and treating patients. Written consent for participant observations and interviews was obtained from health facility staff at once at recruitment. Healthcare provider interviews were conducted remotely using phone calls because movement to the field had been restricted because of the COVID-19 pandemic. Through these interviews, I was able to fill the gaps in the data collected through the participant observations and gain a better understanding of the findings.

Safety while in the households in Tororo was a real concern for me following reports of rampant insecurity in the area. To ensure safety while in the field, I worked closely with a village health team member as my research assistant during the participant observations. My research assistant was a wife, mother and respected member of the community. She joined me for all my visits to households, markets and sources of treatment in the local area. Before the start of field activities, I visited the local leaders including the sub county chief and the local council leaders at the village, parish and sub county levels and shared my study plans. Fieldwork was conducted between 8am and 5pm as these hours were considered relatively safe by residents. It was important for me to ensure that I complied with what was considered acceptable by the community in terms of my dress code and general conduct when engaging with residents.

### *Data management and analysis*

I took field notes during the observations, and later typed these in detail in Microsoft Word documents which I uploaded to NVivo 12 for coding. I did the coding of fieldnotes alongside fieldwork, and an iterative approach was used for the analysis. Following the first three months of ethnographic fieldwork, an interim analysis was carried out and a summary of the initial findings produced. This analysis built on

the previous analyses conducted and informed the next phase of fieldwork. I developed themes from the fieldnotes.

#### **4.2.3 Participant Feedback discussions**

After each phase of fieldwork, I held feedback meetings with selected participants and district officials for human health, veterinary medicine and agriculture in a convenient venue, where I shared the findings from the fieldwork and solicited feedback on my findings. I held four participant feedback meetings: two after the antibiotic surveys in January 2019 and two meetings three weeks after participant observations in August 2019; two with residents and two with district officials. The participant feedback meetings followed interim analysis, and allowed for richer discussions with participants and a better understanding of the study findings.

Written consent for participation in the participant feedback meetings was obtained on the day of the meeting. Discussions were recorded using a digital voice recorder. Audio recordings of the participant feedback meetings were transcribed directly in an MS Word document in English and later uploaded to NVivo for coding. Transcripts from the participant feedback meetings were coded into themes developed from the fieldnotes.

#### **4.2.4 Documentary analysis**

I carried out documentary analysis on material retrieved from literature reviews and a range of media in the public domain. Literature reviewing involved analysis of academic and policy papers, anthropology papers, books and reports about antibiotic use, the history of the Rational Drug Use Framework in Uganda, and anthropology literature relevant to the use of medicines. I also reviewed literature on the history of the health and veterinary sectors in Uganda, to understand changes that have taken place in policies and how these sectors are organised. Furthermore, I reviewed literature on the political and economic history of Uganda to understand the socio-economic shifts that have shaped Ugandan society.

Media reviews involved collecting and analysing media articles related to AMR, as well as information shared via the social media platforms such as Face book and YouTube. The media content included newspaper articles and written material. The media reviews provided an understanding of current discourses around AMR policies, initiatives as well as discussions on AMR by policy makers, researchers and the general public. Collection and analysis of media content was conducted throughout the study period by saving the material that I came across when I visited Facebook and YouTube every week, and those that were shared by colleagues. I uploaded the media materials to NVivo and included a summary of the content covered. Documentary analysis informed the analysis of the findings from the ethnographic fieldwork, as well as guiding subsequent fieldwork.

#### **4.2.5 Comparative study**

The AMIS Uganda project, within which this research was embedded, involved fieldwork I supervised, conducted in an informal settlement in urban Kampala and a farming setting in peri-urban Wakiso, to understand the role of antimicrobials in everyday life. The comparative research presented in this thesis, involved conducting a multi-sited analysis of data emerging from participant observations conducted across the three study sites. To allow for cross site analysis, across the three study sites the same methods and approaches were undertaken starting with medicine surveys, participant observations and interviews and participant feedback discussions. I compared the ways that antimicrobials are entangled with life in rural Tororo with urban Kampala and peri-urban Wakiso. Part of the multi-sited analysis took place during the weekly meetings with the AMIS team where findings from the field were discussed. In addition, being part of the participant feedback discussions across the three study sites, enabled me to gain a better understanding of the findings. I was also part of some of the discussions of papers arising from the work done in the urban and peri-urban study sites. Common themes such as security identified from the fieldwork in these sites, manifested differently in Kampala and Wakiso – where the focus was on livelihoods and investments. This contrasted with Tororo, where I found concerns regarding security



of household property, including concern about their animals which resulted in people sharing living spaces with them, were linked to persistent ill health. In Chapter 8 of this thesis, I describe the phenomena of security in relation to antibiotic use locally, but also in comparison to debates around global health security. In addition, I observed differences in the pace of life which contributed to the differences in expectations from residents in terms of productivity and, consequently, a difference in how medicines were deployed. Indeed, I found more overlap in the ways antimicrobials were used within households in the urban and rural settings to cope with inadequate sanitation facilities and limited access to clean water.

## **4.3 Positionality**

### **4.3.1 Anthropology at home**

In this section, I explain where social sciences in general and anthropology sit as a discipline in Uganda. This is followed by a reflection on my fifteen-year journey working as a social scientist in biomedical research, to highlight the changes that I have observed in the way social science is perceived, and drawing out the strides that we have made towards increased appreciation of social science in Uganda.

#### *Social science and anthropology as a discipline in Uganda*

The field of social science and anthropology is steadily growing in Uganda. As a discipline of study at university level, anthropology is taught in the School of Social Sciences as a module within the Masters in Sociology programme at Makerere University. Gulu University in northern Uganda runs a master's programme in Medical Anthropology and International Health under the Faculty of Medicine. The programme is run in collaboration with the Medical University of Vienna with support from the Austrian Development Cooperation. However, four years since it started in 2013, the programme has faced challenges with funding and low enrolment of students.

Anthropology is not offered at undergraduate level in Ugandan universities. In Uganda, social sciences have for many years been considered a subsidiary discipline as compared to other disciplines in the arts and humanities. It had been labelled a 'flat course' with a general perception that it is taken up by students that fail to meet the minimum academic requirements for university courses in the humanities and arts that are ranked highly, such as law and mass communications. This perception is reflected in the career guidance process at A level, where students completing university entry forms are advised to include social science among the last choices to ensure that in the event that they don't excel in their final exams, they can still get admitted for a course at the university.

As a field of study, social sciences have not been appreciated by some political leaders in Uganda. President Museveni, once a student of the arts, has openly discouraged Ugandans from enrolling for humanities courses at university level, describing humanities as useless and saying their graduates are not employable in the labour market in Uganda. He has emphasised that universities funded by the government must focus on developing more science courses and drop many of the courses in the arts and humanities. The government does not offer scholarships to arts and humanities students anymore. President Museveni believes that training professionals in the agriculture, industries and Information Communication and Technology sectors will lead to an increased number of graduates that have the potential to contribute to national development, by addressing the challenges of housing, food, transport and communication (Daily Monitor, 2020).

### *Social sciences and anthropology in practice*

The increase in the number of collaborative research projects in Uganda has provided an opportunity for the growth of the field of social science and anthropology. Researchers from institutions overseas who appreciate the value of the discipline have incorporated components of it in research studies conducted locally, and supported local teams to build capacity in social science and anthropological methods of

research. Over the past decade, anthropologists trained in Uganda and abroad have taken on jobs in academic institutions and with research institutions – such as my own, the Infectious Diseases Research Collaboration (IDRC) – in the areas of medical research, development and agriculture among others. From 2006 to date, I have had the opportunity to be part of eight research studies working with local and foreign researchers including anthropologists, epidemiologists, medical doctors, entomologists, and statisticians to evaluate interventions aimed at improving healthcare for malaria patients.

One of the dominant perceptions I have encountered is that of social scientists being perceived as best suited for talking to people, while our biomedical colleagues handle the ‘real science’ aspects of the study. However, over the past five years we have seen a shift, where the role of social scientists in Uganda and in my institution is increasingly being appreciated as critical in answering key research questions. In 2017, the AMIS project became the first standalone anthropological study to take place in IDRC. In the same year, I was the first social science student from IDRC to be offered a PhD scholarship under the malaria training grant funded by Fogarty International Centre of the National Institutes for Health. In the field of AMR and antibiotic use, the contribution of social science to understanding the everyday realities within which antibiotics are used in healthcare settings and in the community, has been recognised by key actors in AMR in Uganda.

In January 2019, I was appointed a member of the One-health Technical Working Committee on Antimicrobial Stewardship, Optimal Access and Use of Antimicrobials. This committee is led by the Ministry of Health and coordinates policies and interventions related to promoting appropriate use of medicines and health supplies in Uganda. In addition, social science aspects have been incorporated in the Uganda AMR National Action Plan 2018 as key areas of research to inform antimicrobial stewardship interventions. Being part of the antimicrobial stewardship technical working committee dominated by biomedical scientists, has allowed me to share findings emerging from our research, drawing attention

to the contribution that social sciences make to understanding complex problems such as antibiotics use. We have also seen an increase in appreciation of social science work when we have presented our findings and received feedback at the National AMR conferences held annually in Uganda. There is still more work to do in terms of shifting the mindset of key actors in AMR, from seeing social scientists as offering an understanding of behavioural aspects of antibiotic use that can be addressed through raising awareness and educating people. The thinking that people's practices are a reflection of their lack of knowledge is still common in public health and global health (Will, 2018). We have tried to address this mindset in the AMIS study by drawing attention to social, economic and political drivers of antibiotic use and emphasizing the need to invest in infrastructures – as I explain in Chapter 9 in the section on 'implications for AMR policy and practice'.

#### **4.3.2 Anthropology as part of a collaborative project**

In this thesis, I switch between writing in first person and using 'we'. This is because this research was part of collaborative work and in cases when I am referring to the team I use 'we'. Throughout my research, I reflected on my role, responsibilities and relationships as I carried out my fieldwork. This research was embedded in the AMIS Uganda project to which I am a co-investigator and the local Principal Investigator. I was responsible for leading all aspects of the project in Uganda, from protocol development to project management, implementation of fieldwork, analysis and writing of research articles. I supervised – including regular visits and review of emerging data – the fieldwork in the urban Kampala site and the peri-urban Wakiso site, making it possible for me to make cross-site comparisons with my work in Tororo. Having access to and being aware of the findings from the other study settings allowed me to reflect on the findings from Tororo, and to ask questions about this setting as compared to the other two study sites. With my experience of being involved in research in Tororo for the past decade through the PRIME and PROCESS studies, the cross-site comparisons enabled me to deal with the effects of being very familiar with this setting.

Additionally, my prominent role in the AMIS Uganda study enabled me to be part of national groups working on AMR in Uganda, including the National Technical Working Committee on Antimicrobial Stewardship, Optimal Access and Use. As part of this working group, I attended meetings that brought together Ugandan experts and researchers from the human, animal and environmental sector to discuss issues that were considered critical for AMR in Uganda. Listening to the discourses at the national level, shaped in certain ways what I became attuned to during fieldwork and how I wrote about it. I had access to a team of experts from different disciplines that were part of the team of mentors for the AMIS Hub and the advisory committee to the AMIS Uganda study. Listening to the inputs from these experts on the findings of the AMIS Uganda team shaped the direction that I took with my analysis.

My supervisory team, as well as the AMIS Uganda team, were made up solely of women. As an all-female study team, we were naturally drawn to women as our primary participants in the households where we carried out observations. We interacted more with women and the stories I tell in this thesis are mostly based on the experiences and stories of these women. As an all women team, we paid particular attention to issues of security of the team while in the field, and were careful about the way we dressed and the way we interacted with our participants that were male. Notably, the farmers that we observed were mostly male because most of the farms were managed by men. We found that they were as open to having the team spend time on the farm as the few female farmers we engaged were.

#### **4.3.3 Navigating anthropology as a new field at home**

The ethnographic research that we undertook as a team under the AMIS project, was different from the social science research that we had previously engaged in; but also broadly the kind of research that is commonly carried out in Uganda. We had had previous experience conducting participant observations in two projects that were school based and health facility based. Our experience leading ethnographic research in multiple sites that were not controlled settings, such as schools and health facilities, was

limited. We worried about gaining access to new study sites like the informal settlement and farms where we had never previously worked. We also had concerns about the willingness of our study participants to take part given the amount of contact that ethnography requires. Safety while in the households in Tororo and the informal settlement was a real concern for us.

Furthermore, ethnographic research was often not well understood by our biomedical colleagues, who wondered what we did when we spent time in households and farms all day and how our small sample sizes would yield any generalisable findings. Coming from a public health background, we were used to working with structure, plenty of prior planning and following the plan strictly. In the early stages of our fieldwork, we found ethnography to be very unstructured and too flexible. My colleagues and I initially tuned in more to healthcare practices and use of medicines. However, during our fieldwork we were amazed by how much we learnt from our study participants about various aspects of life such as farming, economics, family life, domestic violence, gender dynamics, investment, security, government and non-governmental programmes and education and how these intersected with health and medicine use. Having the privilege to attend national level meetings on AMR alongside my fieldwork, allowed me to understand how narrow our focus on peoples' medicine use practices alone was. Throughout my PhD, my goal was to provide a holistic picture of antibiotic use in everyday life, that reflected the multiple dimensions of the problem. I wanted to demonstrate that antibiotic use was shaped by everyday realities, such as limited access to water, lack of toilets, the pressure to make money, lack of food, climate instability, and difficulty in accessing qualified healthcare professionals. These concerns shaped the stories that I captured while in the field and the findings that I present in this thesis.

#### **4.3.4 An insider and outsider at the same time**

Over the past 15 years, I have been part of both anthropological and non-anthropological research studies conducted in central and Eastern Uganda, among people with whom I share an ethnic identity

and those from a different ethnic group. During these rich experiences, I have questioned what would be considered home for me as a Ugandan social scientist engaging in ethnography. Am I at home when in my country, among those with whom I share a language, among fellow social scientists and anthropologists or colleagues from my institution? Being from central Uganda, doing fieldwork in Eastern Uganda amongst people whose language I could not speak, sometimes made me feel like I wasn't at home despite still being located in Uganda. With no clear answer to the question on where home is for me, during my PhD fieldwork I have reflected on my position in relation to my study participants. I was preoccupied with building good relationships with my study participants, constantly being aware of how I might be perceived as someone from a different ethnic group, of a different economic and education status, and being cognisant of the power relations that my position comes with. Notably, during my fieldwork my relationships kept shifting in different settings. In the households where I conducted participant observations, I was received as a student that wanted to learn about everyday life in the local area. I mostly interacted with the women of different ages who felt comfortable talking to me as a friend, daughter, fellow woman, an elite, and an educated person knowledgeable on many things. In the public primary care facilities, I was received as a researcher because I had previously engaged in research in health facilities in the local area and was known to some of the health workers. This experience made me realise that as I observed and studied my research participants, they also did the same with me and this shaped what they allowed me to see, hear and learn from them. I took on different identities, being perceived as 'one of them' when they talked to me as a friend or fellow woman and one of the 'others' when they talked to me as a researcher or an elite. This speaks to the objectivity of a researcher doing fieldwork at home, where the field is assumed to be homogeneous. As a Ugandan social scientist doing fieldwork at home, I was limited to understanding my study participants from the viewpoints that they allowed me to, based on the different identities that I took on.

My limited ability to speak the predominant local language in the local area, is one of the main reasons I questioned whether I was doing fieldwork at home, and whether I was an insider or an outsider. My position of being at the same time an insider and outsider, allowed me to ask any kind of question about what I observed without feeling that I was being judged for not knowing things that I should know as a Ugandan. My pre-existing familiarity with the study site, gave me an advantage of having a strong relationship with the district health leadership and access to local contacts, that helped me build rapport with local residents and health care providers. In general, being a Ugandan doing fieldwork in Tororo, where I had already established contacts from previous studies, made it easier to access and build rapport with the local population. Doing fieldwork in Uganda, which is also my home, meant that my experience with the binary of 'field' and 'home', which are often imagined to be distinct was different because my research seemed to evolve to become a broader project about Uganda, as my research topic required me to expand my frame of focus beyond my study site.

#### **4.3.5 Pressures and ethical dilemmas of doing ethnography at home**

Doing anthropological work at home comes with a lot of pressure to properly represent what you learn, and to give back to study participants for the sacrifices that they make to be part of our research. I built close relationships with my study participants which made me very cautious to tell their stories in ways that accurately reflected their reality. I was very careful to ensure that there was a balanced reciprocity of relationships. The need to give back to the people who had given me so much continues beyond the fieldwork period, and this is felt much more when doing ethnography at home where people continue to contact you and update you on changes in their lives. They became part of my life, both as a researcher and beyond. Even after the fieldwork period, I continue to carry a gift when I visit the local area and call in my study participants.



Doing anthropology at home, presented a dilemma when it came to some of the things that I observed and heard that were ethically wrong. Some of these included observing medicines sold in the market, which is illegal in Uganda and practices like mixing medicines and selling small portions of medicines in the clinics. Reporting such practices came with a risk of losing the trust of study participants, but on the other hand as local social scientist I was aware of what was legal and what was not. Sometimes I was torn between protecting my informant, who had been kind enough to let me observe them, and 'doing the right thing', which would be to let the concerned authorities know what was happening. This burden is felt much more when you are doing anthropology at home. I had to develop the ability to make judgements on what was ethical or not based on what was appropriate for the situation at hand, by weighing between the harm versus the benefit that whatever course of action I decided to take would have on my study participants.

#### **4.3.6 Social science research on veterinary use of antibiotics**

I set out to gain a holistic picture of antibiotic use by focusing on both humans and animals. However, observing antibiotic use among animal health workers in everyday life was a challenge, given the current set up of their work where their services are demand based, and so to observe encounters between animal health workers and animal owners required shadowing them and tagging along as and when they received a phone call to go and offer this service. There were no animal clinics in the rural area where this research took place. I ended up positioning myself in the weekly mobile markets where prophylactic treatment was given for animals sold, and where animal owners bought antibiotics to stock at home for care of their animals. I also spent time at a veterinary drug shop, which allowed me to see the antibiotics that people demanded and understand the dynamics around what antibiotics were stocked; but this did not fully represent encounters between animal owners and animal health workers. Thus, in this study, I was not able to fully understand the social and contextual factors that shape the prescribing practices of animal health workers.

#### **4.3.7 The value of incorporating ethnography in social science studies**

In my journey working as a social scientist in the field of biomedical research since 2006, I was introduced to ethnography eight years later when I joined the START-IPT study as part of the qualitative team evaluating the acceptability of a malaria chemotherapy study that was implemented in schools. In the START-IPT study, my colleagues and I were trained by a medical anthropologist from a collaborating institution in the UK, on how to conduct participant observations and write good field notes. Prior to this, I had been doing social science research employing in-depth interviews and focus group discussions to understand social aspects of malaria related interventions. These methods were useful in gaining a deeper understanding of the success or shortcomings of interventions. Using these methods, my colleagues and I were able to understand the meanings that people attached to different aspects of health and how this influenced their social interactions and ultimately their health outcomes. We were able to gain a holistic understanding of peoples' knowledge and practices on a personal level and how these made sense in particular contexts.

However, despite using these methods, there are some aspects of peoples' practices that we were unable to fully understand. As an example, in chapter 3 I wrote about my work leading a team of social scientists at IDRC to carry out a process evaluation of a large health centre trial called the ACT PRIME study aimed to improve healthcare delivery in selected government health centres in Tororo. As part of the evaluation team, my colleagues and I spent time at health facilities talking to health workers and patients and sitting in on consultations. During that time, we observed that drug stock outs limited activities at the health facilities and antimicrobial prescribing seemed to occur – and be expected – in place of other forms of care. Introducing RDTs for malaria reduced the unnecessary use of antimalarials but increased the use of antibiotics. These observations suggested that medicines may play a larger role than simply a curative one in this area. Talking to health workers and sitting in on consultations enabled

us to observe that medicines seemed to have replaced other forms of care in this setting, but we were not able to gain a holistic understanding of the role that medicines played.

Engaging in ethnography research involving participant observations coupled with interviews and group discussions in the AMIS study and in my PhD research, had several benefits. Ethnographic research provides an opportunity for immersion making it ideal for understanding why and how medicines are used, and the roles that they play across a variety of social spheres (Bernard, 2011b; Whyte et al., 2002). For example, Sjaak van der Geest during fieldwork in Ghana was intrigued by the popularity and widespread use of a contraceptive called 'Alophen' among Ghanaian youth. Through ethnographic fieldwork, he learnt that Alophen played a dual role of preventing pregnancy and terminating pregnancy (Whyte et al., 2002). Using an iterative approach, where an interim analysis of findings was carried out every after three months of ethnographic fieldwork, allowed us to generate relevant questions for follow up through in-depth interviews and participant feedback meetings. As an example, during the participant feedback meetings with participants, discussions focused on key findings from the previous phase of fieldwork. This allowed for richer and more focused discussions with participants, enabling us to gain a better understanding of the study findings. Questions and probes that we included in the topic guides for in-depth interviews with residents and key stakeholders, were built around scenarios drawn from participant observations which enabled us to ask participants sensitive questions without them feeling offended or getting defensive. Throughout our research, our analyses built on the previous analyses conducted and informed the next phase of fieldwork. Ultimately, it is the attentiveness and detailed understanding of the lives and experiences of our study participants, gained through an ethnographic approach, that played an essential role in enabling us to achieve the list of publications presented in the section on 'reflections' in Chapter 9.

### **4.3.8 Fieldwork during the COVID-19 pandemic**

My ethnographic fieldwork in health facilities was interrupted by the COVID-19 pandemic and restrictions on movement in March 2020. Fortunately, I was able to return to the field and complete my fieldwork six months later. However, I was unable to travel to attend conferences where I had hoped to share my findings and develop my analysis further. Some conferences were held virtually, which allowed me to attend remotely. I had planned to spend most of my time writing my thesis in London, where I would have access to libraries, but this was not possible with the restrictions that came with the COVID-19 pandemic. With limited flights to and from Uganda, I also faced challenges around delays in the delivery of the books that I purchased from the UK. This limited the number of books that I could read with in the timeframe available for writing my thesis.

## **4.4 Data**

### **4.4.1 Data management**

#### *Records and storage*

All data collected in the AMIS Uganda project within which this study was embedded, was stored on password protected local computers, backed up to a local server at IDRC and uploaded to the LSHTM server held locally at LSHTM. The software that facilitated this back up is FilR, which is a secure server hosted at the LSHTM, and storage of data on this server complies with UK Data Protection laws. The FilR software allows storage of audio, video and written files, and allows users to share data and restrict access to the content stored. All paper versions of the interviews (contact summaries, transcripts), fieldnotes and digital voice recorders were stored in a locked filing cabinet in the Kampala office.

### *Antibiotic surveys*

Data from the antibiotic surveys was entered directly into a database upon data collection using tablet computers, with Open Data Kit (ODK) software. The data was then exported for analysis into statistical analysis software packages including Excel and Stata for analysis. A copy of the medicines interview database was stored in FilR and backed up on the IDRC server.

### *Participant observation fieldnotes*

Field notes of participant observation were typed up in detail into Microsoft Word documents and labelled and stored in predefined folders in a password protected computer, that was backed up on FilR. I uploaded the detailed field notes into NVivo 11 file (QSR International, Cambridge, MA) which was visible to the AMIS research team only. All paper versions of the field notes were stored in a filing cabinet in Kampala.

### *Key informant interviews and participant feedback discussions*

Audio recordings from key informant interviews and participant feedback discussions, upon completion of the interview or discussion, were removed from the digital recorder or phone and stored in a predetermined folder in a password protected computer, backed up to the IDRC server. Audio recordings were listened to carefully and then transcribed word for word, including all pauses and expressions made. The transcription was made directly into English using meaning-based translation and saved in Microsoft Word documents. These files were imported into NVivo 11 (QSR International, Cambridge, MA) qualitative data management software for coding and analysis. I proofread the transcripts against the audio files. All transcripts had a standardized header including a description of participants, location of interview or discussion and date. Audio files and transcripts made from the audio files were stored in a predetermined folder on the IDRC server and in a FilR folder in a password protected computer. All

paper versions of key informant interviews, participant feedback discussions (contact summaries, interviewer's notes) and digital voice recorders were stored in a filing cabinet in the Kampala office.

### *Documentary analysis*

Literature was stored in a password protected FilR folder. Media content was stored in an NVivo folder using the multimedia functionality and in a predetermined folder in FilR, while the NVivo file was stored in a password protected computer. Any of these materials that were already in the public domain were shared with permission under the data sharing arrangement.

### **4.4.2 Data analysis**

I used an iterative approach to analyse the qualitative data from the ethnographic fieldwork, interviews and participant feedback discussions. While I began this research and carried out initial ethnographic fieldwork with a focus on how antibiotics were deployed as devices for supporting care, during my fieldwork my focus expanded to include the themes of chasing opportunities and entrepreneurialism, that recurred throughout my research and that antibiotics appeared to be interwoven with. I interpreted and coded my fieldnotes alongside my fieldwork. During coding, I made links with the documentary materials and sought additional literature on how others had examined the same topic. I coded the text from the documents and other materials included in the documentary analysis over the duration of the study, and developed emerging themes and sub themes. Coding and analysis were carried out using qualitative data analysis software, NVivo 11 (QSR International). Following the first three months of fieldwork, I carried out an interim analysis and summarised the initial findings of the experiences of study participants in relation to the use and roles of antibiotics, through producing a leaflet. Subsequent analysis summaries were produced following every three months of fieldwork. Each time, analysis built on the previous analyses conducted and informed my next phase of fieldwork. Interim findings were discussed at meetings with my supervisors.

To allow for cross site analysis in the AMIS Project, we developed common study themes. The common study themes were developed during the AMIS project meetings and discussions where findings from the ethnographic fieldwork in the three sites were discussed. Our coding across the study sites involved drawing findings from the field notes, the interviews and participant feedback discussions into the common broad themes. In addition, we coded the literature on the wider social, economic and political trends around the same themes, allowing us to make connections between issues at local, system, policy and international levels. We interpreted the fieldwork findings in the light of the documentary analysis findings, to situate them in the context of the political, economic, historical, national, and transnational issues.

The analysis of findings on antibiotics that were used for humans and animals, collected during the antibiotic surveys through the pile sorting exercise, involved summarising how users categorized the medicines. These piles were then compared with the WHO AWaRe classification which places antibiotics under the categories of access, watch or reserve for antibiotics used for human treatment. Antibiotics used in animals were compared with the WHO list of critically important antimicrobials for human medicine which classifies antimicrobials as: (1) critically important; (2) highly important; or (3) important, based on their indications for treatment of humans (World Health Organisation, 2018c). This classification guided the presentation of these findings, and informed conclusions on the current use of antibiotics for humans and animals at the household and farm level.

#### **4.5 Ethical considerations**

The AMIS Uganda study within which this research is embedded was approved by the School of Biomedical Sciences Research and Ethics Committee, Makerere University College of Health of Sciences (SBSREC REF no.562) and the National Council for Science and Technology (SS 4679) in Uganda. The study was also approved by the London School of Hygiene and Tropical Medicine Ethics Committee

(LSHTM Ethics Ref: 15244). The approaches undertaken in this research were in accordance with the ethical guideline for the Association for Social Anthropologists of the UK and the Commonwealth (2011). As a researcher, I followed the principles set out in this ethical guideline throughout the preparation for and during research, analysis and writing up processes. I took ethics as a relational process, which meant that I was open and sensitive to the diverse participants and circumstances I encountered during my research. The extended nature of engagement of my research, meant that I was able to develop an acute sensibility to potentially difficult or emotional topics and develop contextually and culturally appropriate responses – including rephrasing or dropping questions and disengagement where necessary. This echoes the centrality of care to both my research focus and the process of how I conducted the research itself.

#### **4.5.1 Potential harms and benefits**

This study was observational and therefore posed minimal harm to participants. However, the qualitative methods I employed involved interactions with participants that were both prolonged and affective (Bernard, 2011b; Russell, 2011). I therefore took ethics as a relational process, which meant that I had to be open and sensitive to the diverse participants and circumstances that I encountered during my research.

I ensured that participants understood the voluntary nature of their participation in the research and that no harm would come to them if they chose not to respond to particular questions, refused to participate or withdrew from the research at any point. Where they travelled for the participant feedback meetings, refunds for transport and refreshments were provided as was appropriate. More broadly, I ensured that participants understood that my research and the AMIS study aimed to contribute to improved policy and interventions to reduce reliance on antibiotics while minimizing unintended consequences, that would benefit people in Uganda.



#### **4.5.2 Informed consent**

At the time of enrolment, I provided written informed consent forms on study participation for each participant and performed the consent process with study participants. For the ethnographic fieldwork component of the research, I discussed with participants the timeframes during which participant-observation and interviews would be performed, and made it clear that this was subject to ongoing dialogue during the research process. I requested consent to perform the medicines interviews as part of the same consent process as for interviews and participant-observation. For healthcare providers, I requested consent to conduct participant observations as part of the same consent process as for interviews.

I asked permission for interviews to be recorded and transcribed where this was appropriate in the setting. If participants did not feel comfortable with the use of a digital encrypted recorder, detailed notes of the interview were instead taken, including verbatim quotes where possible and agreed by the participant. I ensured that participants understood that their identities would be protected through the use of identification numbers or pseudonyms in both transcriptions and in all subsequent references to interview proceedings, including written accounts. Participants were given the opportunity to ask questions and discuss details of the study with me, and were free to ask further questions at any time during or after completion of the study activities. During the consent process, I made it clear that participants had the right to withdraw or interrupt their participation in the research at any point and that data relating to them would then not be used.

Informed consent for all face-to-face interactions was conducted in the participant's preferred language and where necessary a translator was present. Consent forms, approved by all relevant ethical review boards, were available in Luganda, Japadhola and English. Where the participant was unable to read or write, I made sure a witness was present during the consent process and a witnessed fingerprint was

substituted for a signature. During the participant observations when I observed interactions with other people (such as in clinics, in the health facilities, in the market etc), I provided verbal consent to the other person (or people). Where any of these people became a focus for the research, I then went through an informed consent process with them. Moreover, when people expressed concern about being observed, I did not take notes during these interactions.

#### **4.5.3 Privacy and confidentiality**

Given the invasive nature of qualitative methods, particularly participant-observation, I put detailed measures in place to ensure the privacy of participants was respected and maintained. All interviews were conducted in a private space where conversations could not be overheard. Where participant-observation took place in public spaces, the limitations were made very clear to participants at the outset, in order that they could make informed choices as and when to share information. I ensured that participants were aware that only I and the AMIS research team would have access to the raw data, and any data shared beyond the group would be subject to approval from the research team on a case-by-case basis. I was careful to convey to participants that any photographs taken would be made anonymous by removing any potential identifiers, so that they would not be connected back to them. Similar measures were taken for photos of buildings and other infrastructure. Where photos included people, they were taken in a fashion to ensure they were not identifiable. Where photos included people's faces, care was taken to discuss and consider the contexts in which the photos would be used and published, to avoid any undue consequences. This process was described to participants at the point of consent.

In all publications and other research outputs from this study, all participants, healthcare facilities and local area markets, and shops, were assigned pseudonyms. In the case of individuals with more unique and potentially identifiable roles such as district officials, it was made clear during the consent process

that there may be limits to their anonymity in research outputs. I also offered them the option for me not to use direct quotes from interviews. With this information, they made an informed decision as to whether to participate and whether to allow me to use direct quotes from interviews or participant feedback meetings.

#### **4.5.4 Compensation**

It was important to recognize the time and effort given by my participants who welcomed me into their homes and places of work with no reservations and the community leaders, including local council members and village health team members, who spared time to assist me with selecting, locating and approaching households. The ethics committee in Uganda also requires that participants be compensated in monetary terms. On consultation with the regulatory office at IDRC where I am based in Uganda, I developed a scheme to provide 20,000 Ush, approximately \$5 per day, to participants in Nagongera. Participants in the participant feedback meetings were compensated 20,000 Ush for every meeting that they attended. Otherwise, participants were not paid for taking part in my research. Research activities were conducted at convenient places within the local area, which eliminated the need for travel and minimized opportunity costs for the participants.

#### **4.6 COVID-19 Protocols**

Part of the health facility ethnography was conducted during the COVID-19 pandemic in October 2020. The Uganda National Council for Science and Technology (UNCST) requested the principal investigators of every ongoing research to develop COVID-19 risk management plans reflecting measures that would be undertaken by the study teams to ensure safety for themselves and research participants while in the field. The safety measures that I included in the risk management plan that I developed for this study included ensuring that I observed the COVID-19 national standard operating procedures including maintaining physical distance, washing hands and wearing a mask at all times. In addition, IDRC the

institution where I am based in Uganda had also developed COVID-19 safety guidelines that all staff were required to follow including safety procedures of washing hands, maintaining physical distance and wearing masks. IDRC provided contacts of health care providers in every district who could be contacted for treatment for COVID-19 for both staff and contacts and for medical guidance. I carried disinfectant, alcohol-based sanitiser and masks with me to the health centres. I offered a mask to the people I engaged with who did not have one including health facility staff and patients that came into the consultation room where I positioned myself for the observations.



## **Chapter 5 Use of antibiotics to treat humans and animals in Uganda**

### **5.1 Chapter Introduction**

This chapter addresses Objective 1, to describe how and which antibiotics are used for people and animals. It presents findings from a cross site analysis of quantitative data from antibiotic surveys carried out in the three AMIS study sites, that was published in the peer-reviewed journal *JAC Antimicrobial Resistance* (Nayiga et al., 2020). Current efforts to optimise antibiotic use outside of hospitals rely on key messages to increase awareness of antimicrobial resistance and discourage the misuse of antibiotics. However, lack of data to inform these messages, especially from low- and middle-income countries, limit their impact on antibiotic use. The aim of this paper is to provide important insights into the current status of antibiotic use in Uganda. The stark difference in patterns of antibiotic use in three different settings – rural, urban and peri-urban – suggests that interventions will need to be tailored to specific sites and populations.

### **5.2 Research Paper**

The research paper cover sheet is presented below, followed by the paper itself.

## RESEARCH PAPER COVER SHEET

Please note that a cover sheet must be completed for each research paper included within a thesis.

### SECTION A – Student Details

Student ID Number	1702759/RPHP	Title	Ms
First Name(s)	Susan		
Surname/Family Name	Nayiga		
Thesis Title	Antibiotics in Society: a multi-sited ethnography in rural and urban Uganda		
Primary Supervisor	Prof. Clare Chandler		

If the Research Paper has previously been published please complete Section B, if not please move to Section C.

### SECTION B – Paper already published

Where was the work published?	JAC-Antimicrobial Resistance		
When was the work published?	October 2020		
If the work was published prior to registration for your research degree, give a brief rationale for its inclusion	Not applicable		
Have you retained the copyright for the work?*	Yes	Was the work subject to academic peer review?	Yes

\*If yes, please attach evidence of retention. If no, or if the work is being included in its published format, please attach evidence of permission from the copyright holder (publisher or other author) to include this work.

## **SECTION C – Prepared for publication, but not yet published**

Where is the work intended to be published?	
Please list the paper's authors in the intended authorship order:	
Stage of publication	Choose an item.

## **SECTION D – Multi-authored work**

For multi-authored work, give full details of your role in the research included in the paper and in the preparation of the paper. (Attach a further sheet if necessary)	I contributed to the data collection and led the analysis and preparation of the paper.
--	---

## **SECTION E**

<b>Student Signature</b>	
<b>Date</b>	29th July 2021

<b>Supervisor Signature</b>	C.I.R.Chandler
<b>Date</b>	31.7.2021



## **Use of antibiotics to treat humans and animals in Uganda: a cross-sectional survey of households and farmers in rural, urban, and peri- urban settings**

Susan NAYIGA\*<sup>1,3</sup>, Miriam KAYENDEKE<sup>1</sup>, Christine NABIRYE<sup>1</sup>, Laurie Denyer WILLIS<sup>2</sup>, Clare IR CHANDLER<sup>3</sup>,  
and Sarah G STAEDKE<sup>1,4</sup>

<sup>1</sup>Infectious Diseases Research Collaboration, 2C Nakasero Hill Road, Kampala, Uganda

<sup>2</sup>Department of Politics and International studies, University of Cambridge, The Alison Richard Building,  
7 West Road, Cambridge CB3, 9DT

<sup>3</sup>Department of Global Health and Development, London School of Hygiene & Tropical Medicine, 15-17  
Tavistock Place, London WC1H 9SH

<sup>4</sup>Department of Clinical Research, London School of Hygiene & Tropical Medicine, Keppel Street, London  
WC1E 7HT

\*Corresponding author. Email address: susannaiga@gmail.com Telephone number: +256 776 489 609

**Running Title:** Use of antibiotics to treat humans and animals in Uganda

## Synopsis

**Background:** Use of antibiotics to treat humans and animals is increasing globally, but evidence from low- and middle-income countries (LMICs) is limited. We conducted cross-sectional surveys in households and farms in Uganda to assess patterns of antibiotic use among humans and animals.

**Methods:** Between May and December 2018, 100 households in Nagongera (rural), 174 households in Namuwongo (urban), and 115 poultry and piggery farms in Wakiso (peri-urban), were conveniently selected and enrolled. Using the 'drug bag' method, participants identified antibiotics they used frequently, and the sources of these medicines. Prevalence outcomes were compared between different sites using prevalence ratios (PR) and chi-squared tests.

**Results:** Nearly all respondents in Nagongera and Namuwongo reported using antibiotics to treat household members, most within the past month (74.7% Nagongera versus 68.8% Namuwongo,  $p=0.33$ ). Use of metronidazole was significantly more common in Namuwongo than in Nagongera (73.6% versus 40.0%, PR 0.54, 95% CI: 0.42-0.70,  $p<0.001$ ), while the opposite was true for amoxicillin (33.3% versus 58.0%, PR 1.74, 95% CI: 1.33-2.28,  $p<0.001$ ). Veterinary use of antibiotics within the past month was much higher in Wakiso than in Nagongera (71.3% versus 15.0%,  $p<0.001$ ). In both sites, oxytetracycline hydrochloride was the most frequently used veterinary antibiotic, but it was used more commonly in Wakiso than in Nagongera (76.5% versus 31.0%, PR 0.41, 95% CI: 0.30-0.55,  $p<0.001$ ).

**Conclusions:** Antibiotics are used differently across Uganda. Further research is needed to understand why antibiotics are relied upon in different ways in different contexts. Efforts to optimise antibiotic use should be tailored to specific settings.

## Introduction

Increased use of antimicrobial medicines for treatment of humans and animals is understood to be driving the development of antimicrobial resistance (AMR) globally (World Health Organisation, 2018a,2018d; World Health Organization et al., 2015). As concerns about AMR grow, global health actors have emphasised the need to reduce unnecessary use of antimicrobials (Food and Agriculture Organisation of the United Nations, 2016; World Health Organisation, 2015; World Organisation for Animal Health, 2015). The World Health Organization's (WHO) Global Action Plan on AMR highlights the importance of optimal use of antimicrobial medicines in human and animal health, specifically aiming to reduce consumption of antimicrobial agents worldwide (World Health Organisation, 2015). However, while evidence suggests an increasing trend in global consumption of antimicrobials, particularly antibiotics, among both humans and animals (Klein et al., 2018; Van Boeckel et al., 2017a), country-level data on antibiotic use is patchy (Queenan et al., 2017). Current information on antibiotic consumption is drawn from imports and sales data at a national level. Low -and middle-income countries (LMICs) are reportedly major contributors to the global increase in antibiotic use (Klein et al., 2018; Van Boeckel et al., 2014), but evidence from LMICs is limited (Hamers and Rogier van Doorn, 2018). Data are available from only sixteen African countries (Klein et al., 2018; Van Boeckel et al., 2014), and patterns of antibiotic use in LMICs are not well understood (Hamers and Rogier van Doorn, 2018).

Evidence on hospital prescribing practices has informed stewardship programmes aiming to reduce antibiotic use in hospitals (Davey et al., 2017; Honda et al., 2017; Schuts et al., 2016; Van Dijck et al., 2018). However, while antibiotic use outside of hospitals is substantial (Center for Disease Dynamics Economics and Policy, 2015; Wise et al., 1998), relatively little is known about community-level use of antibiotics in LMICs, including the geographic distribution of antibiotic use amongst households and farms, and the frequency and types of antibiotics used. Without this detailed information, interventions to optimise antibiotic use will be limited to a generic design, which has hampered the effectiveness of

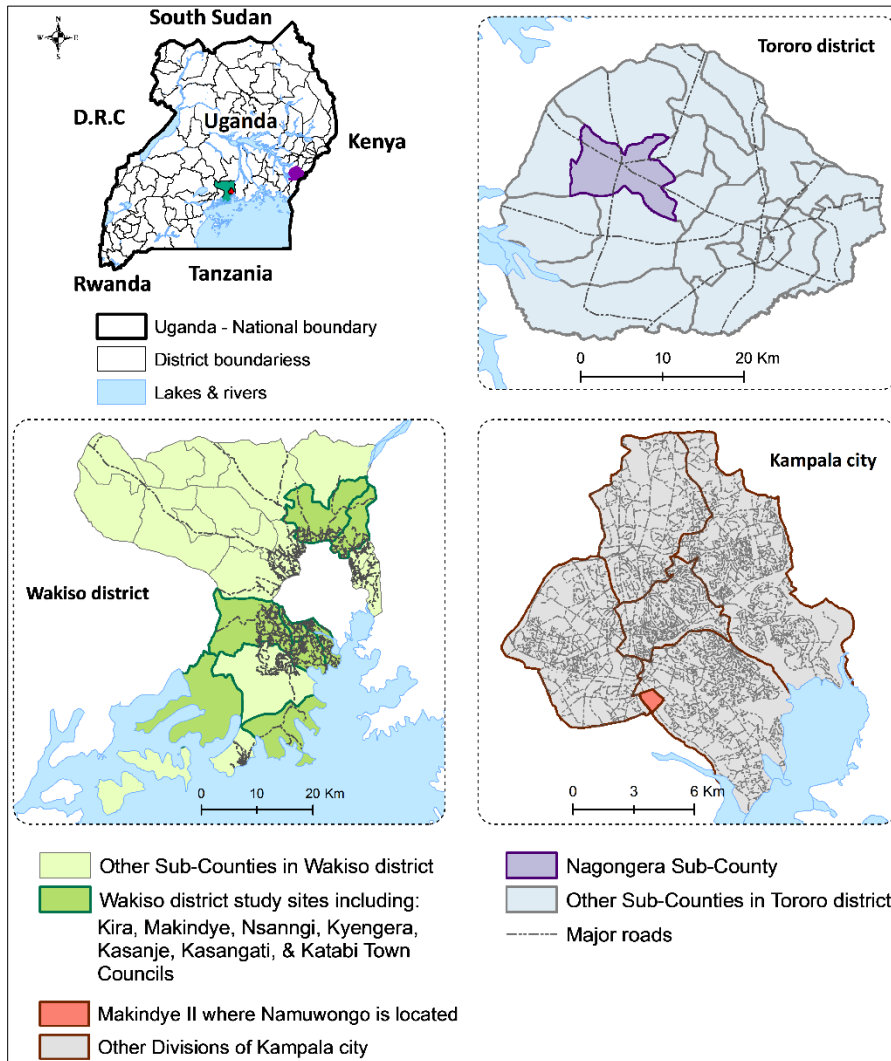
rational drug use programmes in the past (Haynes and McLeod, 2015; Holloway et al., 2016; Price et al., 2018). In Uganda, the prevalence of antibiotic use in the community has been reported to range from 39-44%, including 43% for use of antibiotics among children under five years of age with acute respiratory infections in the prior month in urban Kampala (Kibuule et al., 2016), 44% for treatment of cough with cotrimoxazole among children less than 5 years of age two weeks prior in rural Tororo (Alele et al., 2015), 39% for antibiotic use in the prior month among hospitalised patients in urban Kampala (Kiguba et al., 2016) and 39% for antibiotic use among households reporting acute illness two weeks prior to the survey (Vialle-Valentin et al., 2012). Frequent use of antibiotics in poultry farms was reported by 97% of farmers in a study conducted in peri-urban Wakiso (Bashahun and Odoch, 2015) and use of tetracycline for routine management of animal health was reported by 66% of farmers interviewed in rural Nakaseke (Mukasa et al., 2012). To better understand patterns of antibiotic use in Uganda, we conducted cross-sectional surveys in three geographic locations, focusing on both households and piggery and poultry farms where antibiotic use has been reported, but not yet well-described (Alele et al., 2015; Bashahun and Odoch, 2015; Kibuule et al., 2016).

## **Methods**

### **Study sites**

Cross-sectional surveys were conducted in three locations (Figure 1): (1) Nagongera sub-county in Tororo district in Eastern Uganda, a rural area where most residents engage in agriculture as their main economic activity (Uganda Office of the Prime Minister, 2016). In Nagongera, we collected information on antibiotic use for humans and any animals associated with the households; (2) Namuwongo in Kampala city, a large informal settlement where many people who work in the city centre and the surrounding affluent neighbourhoods reside (London School of Economics and Political Science Blog, 2015). In Namuwongo, where few animals are kept, we collected data on antibiotic use among humans

only; (3) Wakiso district, a peri-urban area approximately 20 kilometres northwest of Kampala. Wakiso is an agricultural district which has been ranked as a top producer of poultry and piggery in Uganda (Sabiiti and Katongole, 2016). In Wakiso, we collected data on antibiotic use from small and large-scale poultry and piggery farmers.



## **Recruitment**

Potential participants were identified with the help of field guides, including local council leaders (LCs) and village health team (VHT) members in Nagongera and Namuwongo, and animal health workers in Wakiso. In Nagongera and Namuwongo, households were included if: (1) at least one adult ( $\geq 18$  years) was present, (2) household members were permanent residents (lived in the area for at least 6 months), and (3) the adult agreed to provide written informed consent. In Wakiso, farms were included if the farm owner: (1) was present or could be reached by phone, and (2) agreed to provide written informed consent. Households and farms were excluded if an adult resident or farm owner could not be located after at least two visits. Participants were selected using convenience sampling but we attempted to recruit a cross-sectional sample of the population in each study site.

## **Survey procedures**

Prior to the surveys, the study team met with local health and veterinary officials, and village leaders, to discuss the survey plans. The survey was conducted using the 'drug bag' method (Dixon et al., 2019). First, we visited local drug shops, pharmacies, private clinics, and public health facilities. With the help of Ugandan pharmacists, we compiled a list of antibiotics available for human and animal use. Subsequently, we purchased packets, bottles, tablets, capsules, and vials of the antibiotics reported to be most commonly requested. These medicines were put into a 'drug bag'; one for human antibiotics and another for animal antibiotics. During the surveys, we presented the drug bag to participants and asked them to 'pile sort' the medicines into four different categories, including drugs they: (1) recognised, (2) had ever used, (3) used frequently, and (4) needed, but could not get. While the participants sorted the medicines, we used a pre-set questionnaire to gather information about their experiences using these medicines.

## Data management and statistical analysis

Data were collected using hand-held tablets which were programmed using Open Data Kit (ODK) (accessible at [www.opendatakit.org](http://www.opendatakit.org)). We classified antibiotic use into two categories: (1) Any antibiotic use (ever used): defined as taking any antibiotic, for any indication, with any dosage, with or without a prescription, as reported by participants; and (2) Frequent antibiotic use: self-reported by study participants during the pile sorting exercise, and defined during analysis as antibiotic use within the past month. Questionnaire data were transferred daily from the tablets to a password-protected laptop. At the end of the survey the complete databases were stored on a secure server at the Infectious Diseases Research Collaboration (IDRC) in Kampala. Data were analyzed using STATA 14 (StataCorp LLC, College Station, Texas, USA).

Antibiotics for human use were categorised using the WHO AWaRe classification (World Health Organisation, 2017), as (1) Access: first- and second-choice antibiotics for common infections that should be widely available, affordable and quality-assured; (2) Watch: first- and second-choice antibiotics recommended for a specific and limited number of indications, given their association with antimicrobial resistance; and (3) Reserve: antibiotics that should be treated as a 'last resort', limited to highly specific patients and settings, and used only when all alternatives have failed. The WHO AWaRe classification aims to inform effective antimicrobial stewardship and ensure access to necessary antibiotics and appropriate prescribing (World Health Organisation, 2017). Antibiotics used for animals were interpreted using the WHO list of critically important antimicrobials for human medicine (WHO CIA), which classified antimicrobials as (1) critically important, (2) highly important, or (3) important, based on their indications for treatment of humans. This list aims to ensure that antimicrobials, particularly those classified as critically important, are used with caution both in human and veterinary medicine (World Health Organisation, 2018c).

In the analysis, descriptive statistics were generated, and proportions were reported for each variable. Chi-squared tests were used to compare participant characteristics between the study sites. Prevalence ratios (PRs) were generated for comparisons of data on prevalence of any antibiotic use, frequent antibiotic use, different antibiotics used, and the source of antibiotics, between the study sites. The PR in our study was the ratio of the outcome of interest (proportion of participants that reported any antibiotic use, frequent antibiotic use, use of different antibiotics, and source of antibiotics) divided by the proportion of participants surveyed, in a given geographic location.

### **Ethics clearance**

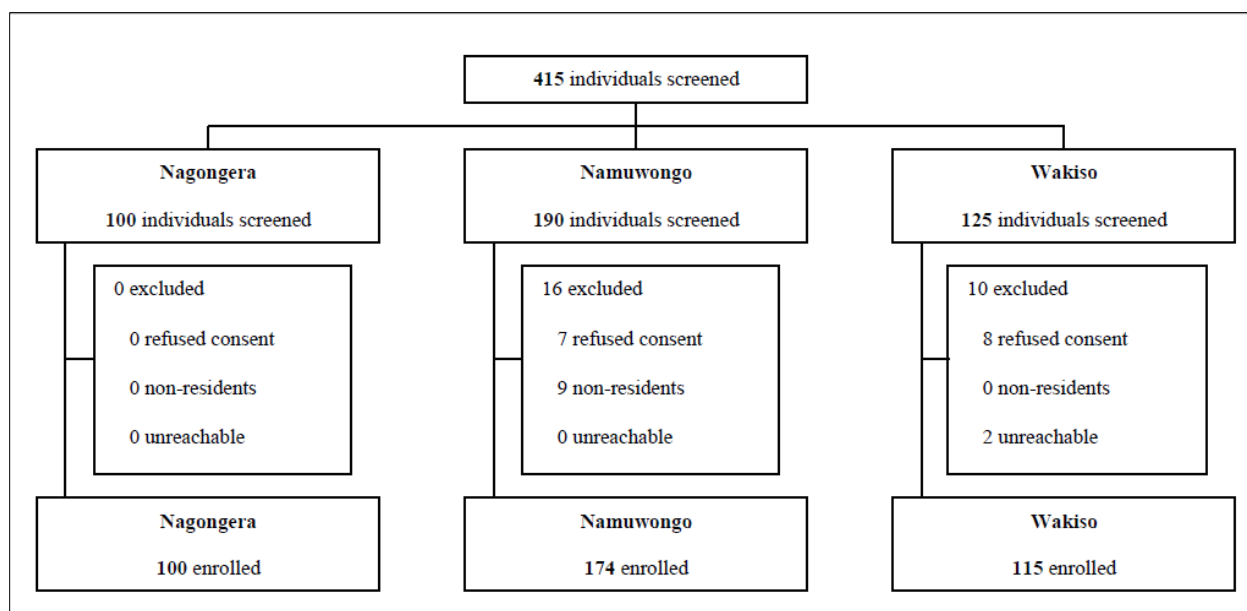
We obtained ethics approval for the study from the School of Biomedical Sciences Research and Ethics Committee, Makerere University College of Health of Sciences (SBSREC REF no.562), the Uganda National Council for Science and Technology (SS 4679) and the London School of Hygiene and Tropical Medicine Ethics Committee (LSHTM Ethics Ref: 15244).

## **Results**

### **Baseline characteristics**

From November to December 2018, 100 participants were enrolled in Nagongera, and from May to June 2018, 174 and 115 participants were enrolled in Namuwongo and Wakiso, respectively (Figure 2).





**Figure 2. Trial profile.** Outlining the process of recruitment, screening, and enrollment into the study. In total, 100 participants were enrolled in Nagongera, 174 in Namuwongo and 115 in Wakiso.

The characteristics of participants enrolled in the three sites varied (Table 1). Considering the population evaluated for antibiotic use in humans, more respondents were female in Namuwongo than in Nagongera (79.3% versus 56.0%, respectively). In Nagongera, 89.0% of respondents were subsistence farmers, while in Namuwongo, 85.1% were either merchants or laborers (involved in making, building or fixing things, or cooking and cleaning). Considering the population evaluated for antibiotic use in animals, respondents in Nagongera and Wakiso were similar in gender and age (Table 1), but education, occupation and farm characteristics varied. In Nagongera, 16.0% of respondents had received no education, and 49.0% only reached primary school, while in Wakiso, 78.8% of participants reached secondary school or higher. In Nagongera, no respondents owned their farm, while in Wakiso, 72.2% were farm owners. In Nagongera, all farms were classified as subsistence farms with little capacity to produce surplus for the market, while all farms in Wakiso were commercial, mostly small-scale farms.

**Table 1. Participant characteristics**

<b>Human use</b>	<b>Nagongera</b>	<b>Namuwongo</b>	<b>P</b>
Setting	Rural	Urban	
Sample size	100	174	
Gender of respondent (female)	56 (56.0%)	138 (79.3%)	<0.001
Occupation <sup>a</sup>			
Subsistence farmer	89 (89.0%)	7 (4.0%)	<0.001
Merchant	1 (1.0%)	103 (59.2%)	
Labourer	1 (1.0%)	45 (25.9%)	
Other	9 (9.0%)	19 (10.9%)	
<b>Animal use</b>	<b>Nagongera</b>	<b>Wakiso</b>	<b>P</b>
Setting	Rural	Peri-urban	
Sample size	100	115	
Gender of respondent (female)	56 (56.0%)	55 (47.8%)	0.23
Age (years)			
<40years	39 (39.0%)	41 (35.7%)	0.61
≥40 years	61 (61.0%)	74 (64.3%)	
Highest level of education <sup>b</sup>			
Never went to school	16 (16.0%)	1 (0.9%)	<0.001
Primary	49 (49.0%)	23 (20.4%)	
Secondary or higher	35 (35.0%)	89 (78.8%)	
Occupation <sup>c</sup>			
Subsistence farmer	89 (89.0%)	0	<0.001
Farm owner	0	83 (72.2%)	
Farm worker	0	32 (27.8%)	
Other	11 (11.0%)	0	
Farm categories <sup>d</sup>			
Poultry			
Subsistence	85 (85%)	0	<0.001
Small (<5000 birds)	0	61 (95.3%)	
Large (≥ 5000 birds)	0	3 (4.7%)	
Piggery			
Subsistence	38 (38%)	0	<0.001
Small (<30 pigs)	0	47 (72.3%)	
Large (≥ 30 pigs)	0	18 (27.7%)	

<sup>a</sup>Occupations: Merchants – engaged in selling food, drinks and other items; Labourer: making, building, fixing, cooking, cleaning; Other: students (n=2), witch doctor (n=1), drivers (n=2), bodadrivers (n=1), businessmen (n=1), rent collectors (n=1), teachers (n=4), security guards (n=8), factory workers (n=5), mason (n=1), unemployed (n=2)

<sup>b</sup>Education: In Wakiso, 2 respondents refused to answer and were excluded (N=113); Secondary or higher: secondary-level education, certificate, diploma, vocational training and university degree.

<sup>c</sup>Occupations: Farm worker: anyone employed at the piggery or poultry farm, including farm managers and other workers; Other: teachers (n=4), students (n=2), businessmen (n=1), mason (n=1), food seller (n=1), unemployed (n=2)

<sup>d</sup>Farm categories: In Wakiso, poultry farms N=64, piggery farms N=65; Farms defined using the Food and Agricultural Organisation 2014 criteria; Subsistence farms: those that produce for the farmer's own consumption and with little or no capacity to generate surplus production for the market; Small farms: those that are either market-oriented and commercial, generating surplus production for a market (local, national or international), or have the potential to become market-oriented; Large farms: those showing characteristics of industrial ventures.

## Patterns and sources of antibiotics in humans

Nearly all respondents in Nagongera and Namuwongo reported using antibiotics to treat illness in their households (Table 2), most within the past month (74.7% in Nagongera versus 68.8% in Namuwongo). Far more participants in Nagongera reported obtaining medicines from public health facilities than in Namuwongo (84.2% versus 22.9%), but in both areas, most participants reported obtaining medicines from the private sector (87.4% in Nagongera versus 75.9% in Namuwongo).

**Table 2. Antibiotic use and the source of medicines for treatment of humans**

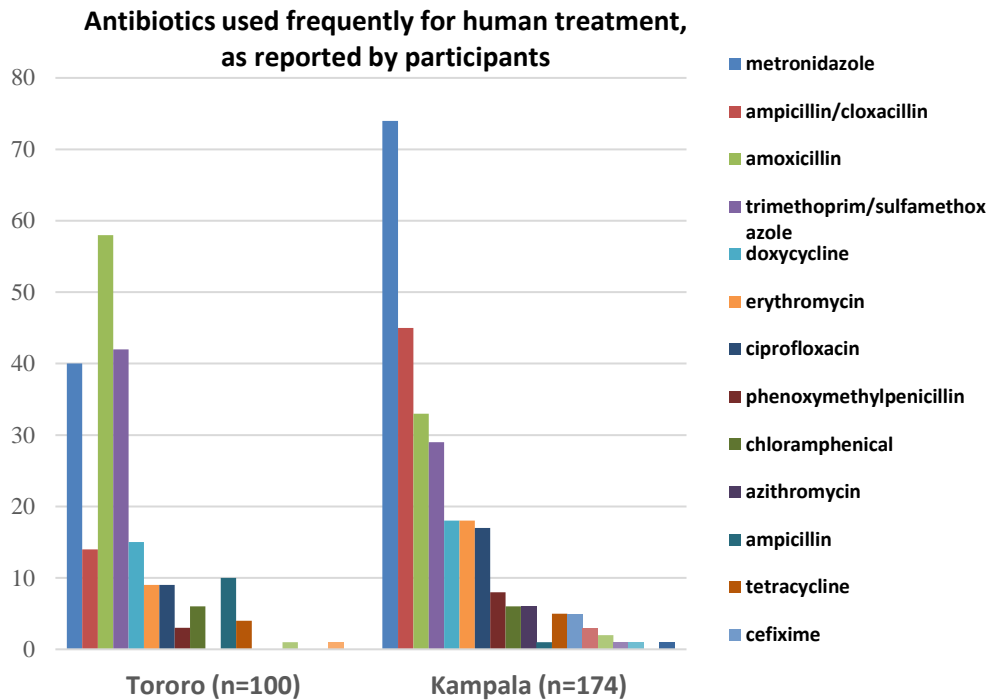
Human use	Nagongera (n=100)	Namuwongo (n=174)	PR (95% CI)	P
Ever use antibiotics <sup>a</sup>				
Yes	95 (95.0%)	170 (97.7%)	0.97 (0.92–1.02)	0.29
No	5 (5.0%)	4 (2.3%)		
Frequency of antibiotic use <sup>b</sup>				
≤ 1 month	71 (74.7%)	117 (68.8%)	1.09 (0.93–1.27)	0.33
>1 month	24 (25.3%)	53 (31.2%)	0.81 (0.54–1.22)	0.33
Source of medicines				
Public health facilities	80 (84.2%)	39 (22.9%)	3.67 (2.75–4.90)	<0.001
Research/NGOs	1 (1.1%)	8 (4.7%)	0.22 (0.03–1.76)	0.16
Other <sup>c</sup>	83 (87.4%)	129 (75.9%)	1.15 (1.03–1.29)	0.03

<sup>a</sup> Antibiotic use was defined as taking any antibiotic for any indication at whatever dosage as reported by participants

<sup>b</sup> In Nagongera, participants reported how often any antibiotic was used to treat any member of the household for any indication and in any dosage; In Namuwongo, participants reported the last time any antibiotic was used for any indication and in any dosage, with or without a prescription

<sup>c</sup> Other: private clinics, pharmacies and drug shops

In Namuwongo, the antibiotic bag contained 24 antibiotics; 21 of these were recognised by respondents, and 18 were used frequently (Figure 3). In Nagongera, the drug bag contained only 20 antibiotics; 16 of these were recognised by respondents, and 13 were used frequently. In both sites, the drug bag for humans did not include any antibiotics classified as ‘reserve’ drugs because these drugs were rarely requested.



**Figure 3. Antibiotics used frequently for human treatment, as reported by participants**

The most frequently used antibiotic in Nagongera was amoxicillin, while in Namuwongo it was metronidazole (Table 3). Use of amoxicillin was significantly more common in Nagongera than in Namuwongo (58.0% versus 33.3%, PR 1.74, 95% CI: 1.33-2.28,  $P < 0.001$ ), while the opposite was true for metronidazole (40.0% versus 73.6%, PR 0.54, 95% CI: 0.42-0.70,  $P < 0.001$ ). Ampicillin/cloxacillin and trimethoprim/sulfamethoxazole were also frequently used; ampicillin/cloxacillin more commonly in Namuwongo (45.4% in Namuwongo versus 14.0% in Nagongera) and trimethoprim/sulfamethoxazole more commonly in Nagongera (42.0% in Nagongera versus 28.7% in Namuwongo). Ciprofloxacin and erythromycin, classified as drugs to ‘watch’ in WHO’s AWaRe system, were used more often in

Namuwongo than in Nagongera (ciprofloxacin PR 0.54, 95% CI: 0.27-1.09, P=0.10 and erythromycin PR 0.49, 95% CI: 0.24-0.98, P=0.04), although this difference was significant only for erythromycin.

**Table 3. Antibiotics used frequently for human treatment, as reported by participants**

Antibiotic class Human use	Antibiotic	WHO classification (AWaRe) <sup>a</sup>	Nagongera	Namuwongo	PR (95% CI)	P
Penicillin	amoxicillin	Access	58 (58.0%)	58 (33.3%)	1.74 (1.33–2.28)	<0.001
	ampicillin	Access	10 (10.0%)	1 (0.6%)	17.4 (2.26–133.93)	<0.001
	phenoxymethylpenicillin	Access	3 (3.0%)	14 (8.1%)	0.37 (0.11–1.27)	0.12
	ampicillin/cloxacillin	Access	14 (14.0%)	79 (45.4%)	0.31 (0.18–0.51)	<0.001
Cephalosporin	cefalexin (cephalexin)	Access	1 (1.0%)	4 (2.3%)	0.44 (0.05–3.84)	0.66
Metronidazole	metronidazole	Access	40 (40.0%)	128 (73.6%)	0.54 (0.42–0.70)	<0.001
Sulfa	trimethoprim/ sulfamethoxazole	Access	42 (42.0%)	50 (28.7%)	1.46 (1.05–2.03)	0.03
Fluoroquinolone	ciprofloxacin	Watch	9 (9.0%)	29 (16.7%)	0.54 (0.27–1.09)	0.10
Chloramphenicol	chloramphenicol	Access	6 (6.0%)	11 (6.3%)	0.95 (0.36–2.49)	1.00
Macrolide	erythromycin	Watch	9 (9.0%)	32 (18.4%)	0.49 (0.24–0.98)	0.04
Tetracycline	tetracycline	Access	4 (4.0%)	9 (5.2%)	0.77 (0.24–2.45)	0.77
	doxycycline	Access	15 (15.0%)	31 (17.8%)	0.84 (0.48–1.48)	0.62

<sup>a</sup>The World Health Organization's AWaRe classification aims at informing effective antimicrobial stewardship and ensuring access to necessary antibiotics and appropriate prescribing; categories include 'access', 'watch', and 'reserve'. Access: first and second choice antibiotics for common infections that should be widely available, affordable and quality-assured; Watch: first and second choice antibiotics recommended for specific and limited number of indications because they have a higher potential for development of resistance.

## Patterns and sources of antibiotics in animals

Veterinary use of antibiotics was reported in both Wakiso and Nagongera (Table 4) but was far more common in Wakiso (86.1% versus 33.0%, respectively). Of those participants who reported ever using antibiotics to treat animals, significantly more participants in Wakiso had used antibiotics over the past month (82.8% in Wakiso versus 45.5% in Nagongera, PR 0.55, 95% CI: 0.37-0.81,  $P < 0.001$ ). In both areas, medicines were obtained frequently from the private sector.

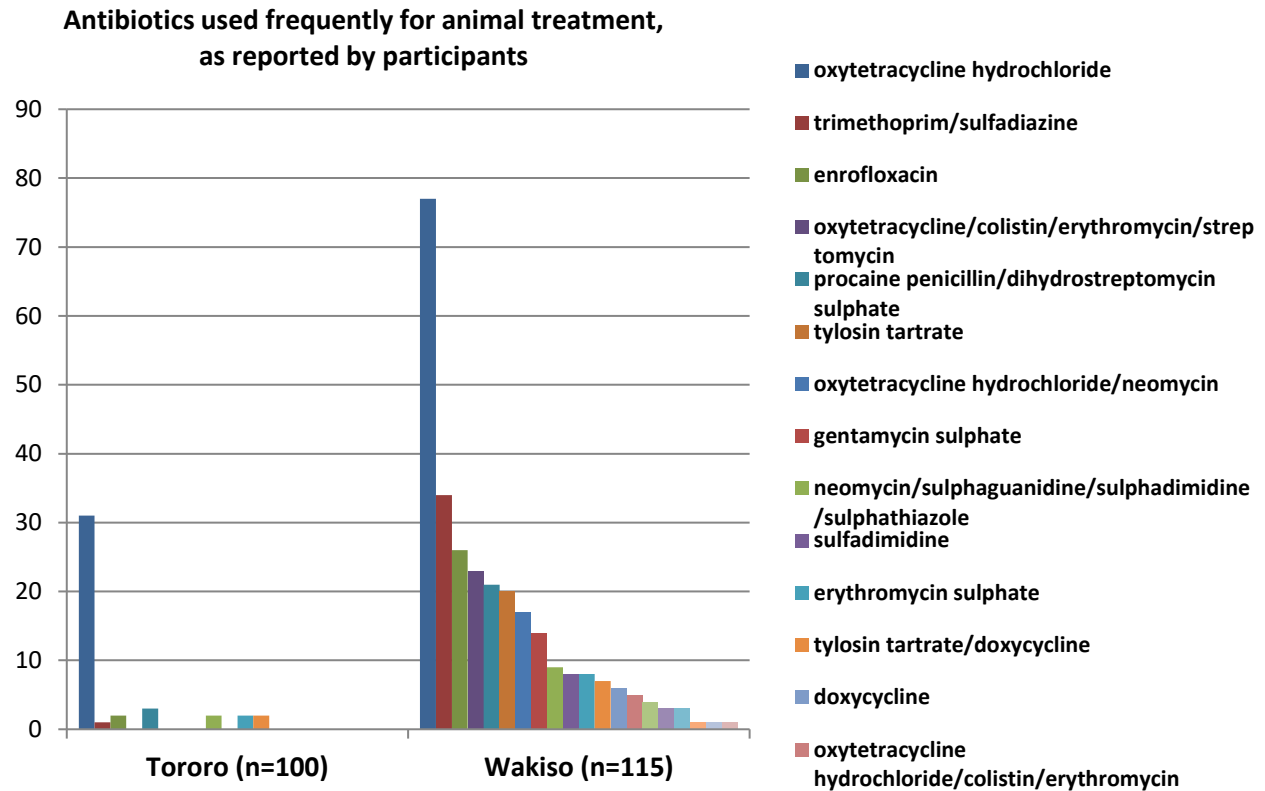
**Table 4. Antibiotic use and the source of medicines for treatment of animals**

Animal use	Nagongera (n=100)	Wakiso (n=115)	PR (95% CI)	P
Ever use antibiotics <sup>a</sup>				
Yes	33 (33.0%)	99 (86.1%)	0.33 (0.25–0.44)	<0.001
No	67 (67.0%)	1 (0.9%)		
Frequency of antibiotic use <sup>b</sup>				
≤ 1 month	15 (45.5%)	82 (82.8%)	0.55 (0.37–0.81)	<0.001
>1 month	18 (54.5%)	17 (17.2%)	3.18 (1.86–5.41)	<0.001
Source of medicines				
Veterinary pharmacy/drug shop	30 (90.9%)	77 (77.8%)	1.17 (1.01–1.36)	0.13
Veterinary officer	0	23 (23.2%)	0	0.001
Market	3 (9.1%)	0		0.01

<sup>a</sup> Antibiotic use was defined by participants as using any antibiotic for treatment of animals for any indication at any dose; In Wakiso, 15 respondents didn't know if antibiotics had been used to treat their animals (N=100)

<sup>b</sup> In Nagongera, participants reported how often any antibiotic was used to treat animals kept by the household for any indication and in any dosage; In Wakiso, participants reported the last time any antibiotic was used on the farm for any indication and in any dosage

In Wakiso, the antibiotic bag contained 21 antibiotics; all of these were recognised by respondents, and 20 were used frequently (Figure 4). In Nagongera, the drug bag contained only 16 antibiotics; 10 of these were recognised by respondents, and 7 were used frequently. In both sites, all 15 of the antibiotics classified as 'critically important' that were included in the drug bags were recognised by participants in Wakiso, while only 7 were recognised in Nagongera.



**Figure 4. Antibiotics used frequently for animal treatment, as reported by participants.**

In both sites, the most frequently used antibiotic was oxytetracycline hydrochloride (Table 5), which was used more often in Wakiso than in Nagongera (76.5% versus 31.0%, respectively, PR 0.41, 95% CI: 0.30-0.55,  $P < 0.001$ ). In Wakiso, three other commonly used antibiotics (dihydrostreptomycin sulphate, erythromycin sulphate and tylosin tartrate) are classified as ‘critically important’ in WHO’s CIA system; all three were used more often in Wakiso than in Nagongera (Figure 4, Table 5), although this difference was not significant for erythromycin sulphate. Of note, use of colistin, another ‘critically important’ antimicrobial, was reported by some respondents in Wakiso, either alone or in combination with other antibiotics.



**Table 5. Antibiotics used frequently for treatment of animals**

Antibiotic class Animal use	Antibiotic	WHO classificati on (CIA) <sup>a</sup>	Nagongera	Wakiso	PR (95% CI)	P
Penicillin/ Aminoglycoside	procaine penicillin/	Highly important	3 (3.0%)	24 (20.9%)	0.14 (0.04–0.46)	<0.001
	dihydrostreptomycin sulphate	Critically important	3 (3.0%)	24 (20.9%)	0.14 (0.04–0.46)	<0.001
Sulfa	trimethoprim/sulfadia zine	Highly important	1 (1.0%)	39 (33.9%)	0.03 (0.004–0.21)	<0.001
Macrolide	erythromycin sulphate	Critically important	2 (2.0%)	9 (7.8%)	0.26 (0.06–1.16)	0.07
	tylosin tartrate	Critically important	0	23 (20.0%)	0	<0.001
Tetracycline	oxytetracycline hydrochloride	Highly important	31 (31.0%)	88 (76.5%)	0.41 (0.30–0.55)	<0.001

<sup>a</sup>The World Health Organization's CIA classification aims at ensuring that antimicrobials, particularly those classified as critically important, are used with caution both in human and veterinary medicine; categories include (1) critically important, (2) highly important, or (3) important, based on their indications for treatment of humans.

## Discussion

Current efforts to optimise antibiotic use outside of hospitals rely on key messages to increase awareness of AMR and discourage the misuse of antibiotics. However, lack of data to inform these messages, and the generic nature of centralised global messaging, limit their impact on antibiotic use (Glover et al., 2019; Huttner et al., 2019). Our findings provide important insights into the current status of antibiotic use in Uganda. Here, the stark difference in patterns of antibiotic use in three different settings – rural, urban and peri-urban – suggests that interventions will need to be tailored to specific sites and populations.

Overall, the frequency of antibiotic use amongst residents and farmers was high, underscoring a trend signalled in estimates of global use of antibiotics for human treatment, derived from import/sales data (Klein et al., 2018; Van Boeckel et al., 2014), as well as the projected trajectory of antibiotic use in

animals based on increasing livestock farming (Van Boeckel et al., 2015). High levels of antibiotic use have been reported amongst residents in rural Nigeria where 82% of respondents had used an antibiotic in the past 6 months (Abdulraheem et al., 2016), and in an informal settlement in urban Kenya where 87% reported using antibiotics in the last 12 months (Omulo et al., 2017). However, other research studies, conducted in Uganda and elsewhere in Africa between 2007 and 2017, have reported lower prevalence of antibiotic use; in a household survey conducted in five African countries (The Gambia, Ghana, Nigeria, Uganda and Kenya) in 2007-2008, use of antibiotics to treat acute illness within the past two weeks ranged 17.6% to 42.3% in Kenya (Vialle-Valentin et al., 2012). Similar results have been reported from urban settings across Africa; antibiotic use in the prior month was 39% among hospitalised patients in Uganda (Kiguba et al., 2016), and 57% amongst residents in Nigeria (Auta et al., 2013), while 49% residents in Ethiopia reported antibiotic use within the past year (Erku et al., 2017). Our findings of frequent antibiotic use amongst piggery and poultry farmers in Wakiso, an area with increasing commercial and semi-industrialised farms, also mirror rates of antibiotic use reported elsewhere in Africa: 100% of respondents on commercial poultry farms in Tanzania (Mubito et al., 2014), and Ogun State, Nigeria (Oluwasile et al., 2014), reported frequently using antibiotics, while in Abia State, Nigeria, 65% of commercial poultry farms and 40% of piggery farms, used an antibiotic weekly and fortnightly, respectively (Amaechi, 2014). Improvements in technology, changes in the global economy, rapid population growth, and increased consumption of livestock products, have been reported as factors which have influenced changes globally in farming with many subsistence farms, with little capacity to produce surplus for sale on the market, transitioning to commercial and market-based farms, which are associated with routine use of antimicrobials (Food and Agricultural Organisation, 2009; Van Boeckel et al., 2015). The shift away from subsistence farming towards commercial and market-based farming could explain the rates of antibiotic use observed in commercial farms in our study sites, and in studies conducted elsewhere in Africa (Van Boeckel et al., 2015; Van Boeckel et al., 2017a).

The types of antibiotics used by residents and farmers varied widely between the three geographies. In Namuwongo, 74% of participants reported using metronidazole frequently, compared to only 40% of households in rural Nagongera. However, in both sites, use of metronidazole was much higher than reports from elsewhere in Africa (Erku et al., 2017; Vialle-Valentin et al., 2012). In the study conducted in five African countries, use of metronidazole in individuals with an acute illness who received antibiotics was 17.2% overall, ranging from 10-27%; in Uganda, only 11.3% received metronidazole (Vialle-Valentin et al., 2012). The potential impact of such high use of metronidazole, as seen in our study, on the development of antimicrobial resistance requires exploration. There are numerous potential mechanisms for metronidazole resistance to occur (Alauzet et al., 2019a; Alauzet et al., 2019b; Schaumann et al., 2005), but the degree to which the high rates of metronidazole use has (or will) impact microbial communities, and subsequent susceptibility to therapy, remains unknown. Overuse of metronidazole may also damage beneficial gut microbial populations, which may have a negative impact on human health and increase susceptibility to infections and disease (Blaser, 2011; Cotter, 2012). The high levels of metronidazole use also require exploration with qualitative research, to understand the reasons and history of the use of this antibiotic in our study area. Use of other antibiotics by our study participants was more comparable across settings, and similar to reports from elsewhere, with quite a narrow range of 'Access' category antibiotics available and used frequently, notably penicillins. Further work is required to establish whether ciprofloxacin and erythromycin, drugs to 'watch' in WHO's AWaRe system, were prescribed as these drugs were used less frequently in our study sites. The range of antibiotics commonly used to treat animals was wider in Wakiso than in Nagongera, primarily a subsistence farming area, but nonetheless most antibiotics were not 'critically important', except for dihydrostreptomycin sulphate, erythromycin sulphate and tylosin tartrate. Notably, a few participants in Wakiso reported using colistin frequently. The most commonly used antibiotic in both sites was oxytetracycline hydrochloride, consistent with findings reported from studies conducted between 1998

and 2018 on commercial farms from Tanzania (Mubito et al., 2014), Ghana (Boamah et al., 2016), and Nigeria (Adesokan et al., 2015), and a wider review of veterinary use of antimicrobials in LMICs (Cuong et al., 2018).

Antibiotics were mainly acquired through the private sector for both human and animal use in all three study areas. This is consistent with results of prior studies of antibiotic access for humans in Uganda (Ocan et al., 2014), Ethiopia (Erku et al., 2017), and Tanzania (Mboya et al., 2018), for commercial poultry production in Nigeria (Oluwasile et al., 2014), and Ghana (Boamah et al., 2016), and studies of antibiotic access for animals in Rwanda (Manishimwe et al., 2017). Understanding the forces that draw people to the private sector is important, including how the pharmaceutical industry operates and is regulated. The favourable tax environment in Uganda where no taxes are levied on imported pharmaceuticals both for humans and animals (Uganda Ministry of Health, 2011b), and a growing pharmaceutical market valued at US\$ 276 million in 2010 (United Nations Industrial Development Organisation, 2010), and \$414 million in 2017 (Pharmaceuticals export promotion council of India), enable the pharmaceutical industry to flourish while being dominated by imported pharmaceuticals. With the deterioration of the public health system for both humans and animals over many years (Birungi et al., 2001; Ilukor et al., 2012), it has been estimated that 60-70% of human healthcare services and all veterinary clinical services in Uganda are provided by the private sector (Birungi et al., 2001; Ilukor et al., 2012; Ssenyonjo et al., 2018). These factors enable the existence of a dominant private sector in Uganda today.

Our study had several important limitations. First, our findings are based on self-reported use of antibiotics, which may not reflect the full picture of antibiotic use for human and animal health. However, we do expect our findings to be a more accurate representation of self-reporting due to the use of physical samples with the drug bag method in both homes and farms in order to avoid linguistic

and classificatory errors in antibiotic knowledge (Dixon et al., 2019). Second, we relied on convenience sampling to recruit participants into the surveys. Thus, the findings from these surveys are not generalisable to the wider Ugandan population, but they do provide insights into antibiotic use experiences from three different contexts, underscoring the uniqueness of each setting. Third, we relied on a self-determined classification of 'frequently used' for antibiotics, which could vary between individuals. This was in recognition of inaccuracies in reporting health events for time periods over about 2 weeks (Das et al., 2011), and reflected our interest in whether these medicines were often used, rather than just in a recent time period. Finally, very few large-scale farms were included, which may create a gap for further research to fully understand antibiotic use experiences in such spaces.

The implications of these findings for policy lie in the need to recognise the increasing reliance on many of these medicines and the important role of the private sector in providing access to antibiotics. Interventions aimed at changing the knowledge and behaviour of health care professionals and the general public through education on the importance of using antimicrobials appropriately, and the dangers that may arise from the misuse of antimicrobials, have had limited impact in some areas (Haynes and McLeod, 2015). Lessons can be learned from the challenges faced in attempting to reduce antibiotic use through knowledge and awareness programmes alone (Haenssger et al., 2018; Pearson and Chandler, 2019). Rather, an in-depth understanding of the relationships between people, animals and medicines could provide alternative paths to intervention. Further research is required to understand why we found such heterogeneity between local geographies in the frequency and types of antibiotics used, and why particular antibiotics were so commonly used. Such research should trace the histories and current everyday realities of particular antibiotics across different settings to help clarify why and how antibiotics are used in different settings. It is also essential to harmonise these results with medical microbiological data to understand the impacts that short- and longer-term trends of antibiotic use may have on microbial populations and drug resistant infections. Finally, our findings demonstrate

the ongoing importance of addressing the roles of antimicrobial markets beyond the formal health sector, when developing programmes to optimise antibiotic use.

## **Acknowledgements**

We wish to thank the antimicrobials in society project (AMIS) Uganda field team for their contribution in the collection of the data presented in this paper. We are grateful to the district health teams, district veterinary and production office teams, health care providers, extension animal health workers, town council officials, local council leaders and village health team members in the three study districts that provided support and guidance during the data collection process.

## **Funding**

This work was supported by the Global Challenges Research Fund, awarded by the Economic and Social Research Council (ESRC) on behalf of the Research Councils UK (RCUK) [ES/P008100/1], and the Fogarty International Center of the National Institutes of Health (NIH) under Award Number D43TW010526. The content is solely the responsibility of the authors and does not necessarily represent the official views of the ESRC or NIH.

## **Transparency declarations**

None to declare.

## **Author contributions**

SN, CN and MK led the data collection in Nagongera, Namuwongo and Wakiso respectively with oversight from CIRC, SGS and LDW. SN did the statistical analysis and drafted the manuscript with support from SGS and CIRC. All authors reviewed the drafts and approved the final manuscript.

## References

1. World Health Organisation. Antimicrobial resistance (WHO Fact sheet). 2018. Accessed 12 September 2019 <http://www.who.int/en/news-room/fact-sheets/detail/antimicrobial-resistance>.
2. World Health Organization, Food and Agriculture Organization, World Organisation for Animal Health. WHO, FAO, and OIE unite in the fight against Antimicrobial Resistance. (Flyer). 2015. Accessed 12 September 2019 [https://www.who.int/foodsafety/areas\\_work/antimicrobial-resistance/amr\\_tripartite\\_flyer.pdf?ua=1](https://www.who.int/foodsafety/areas_work/antimicrobial-resistance/amr_tripartite_flyer.pdf?ua=1).
3. World Health Organisation. WHO Report on surveillance of antibiotic consumption:2016-2018 early implementation. 2018. [https://www.who.int/medicines/areas/rational\\_use/who-amr-amc-report-20181109.pdf?ua=1](https://www.who.int/medicines/areas/rational_use/who-amr-amc-report-20181109.pdf?ua=1).
4. World Health Organisation. Global Action Plan on Antimicrobial Resistance. 2015. <https://www.who.int/antimicrobial-resistance/publications/global-action-plan/en/>.
5. World Organisation for Animal Health. OIE Standards, Guidelines and Resolution on antimicrobial resistance and the use of antimicrobial agents. 2015. [https://web.oie.int/delegatweb/eng/ebook/AF-book-AMR-ANG\\_FULL.pdf?WAHISHPSESSID=03152ead00d06990fa9066b7b71fcabc](https://web.oie.int/delegatweb/eng/ebook/AF-book-AMR-ANG_FULL.pdf?WAHISHPSESSID=03152ead00d06990fa9066b7b71fcabc).
6. Food and Agriculture Organisation of the United Nations. Drivers, dynamics and epidemiology of antimicrobial resistance in animal production. 2016. <http://www.fao.org/feed-safety/resources/resources-details/en/c/452608/>.
7. Klein EY, Van Boeckel TP, Martinez EM, et al. Global increase and geographic convergence in antibiotic consumption between 2000 and 2015. *Proc Natl Acad Sci U S A*. 2018; **115**: E3463–E3470.
8. Van Boeckel T, Glennon E, Chen D, et al. Reducing antimicrobial use in food animals. *Science*. 2017; **357**: 1350-1352.
9. Queenan K, Chandler CIR, Goodman C. Meeting report: Metrics and methods for assessing antibiotic use at the granular level in humans and livestock in LMICs. Working Paper. London School of Hygiene & Tropical Medicine, London, UK. <https://researchonline.lshtm.ac.uk/id/eprint/4650709> (Unpublished). 2017.
10. Van Boeckel TP, Gandra S, Ashok A, et al. Global antibiotic consumption 2000 to 2010: an analysis of national pharmaceutical sales data. *Lancet Infect Dis*. 2014; **14**: 742-750.
11. Hamers RL, Rogier van Doorn H. Antibiotic consumption in low-income and middle-income countries. *Lancet Glob Health*. 2018; **6**: e732-e732.
12. Schuts EC, Hulscher MEJL, Mouton JW, et al. Current Evidence on Hospital Antimicrobial Stewardship Objectives: A Systematic Review and Meta-Analysis. *Lancet Infect Dis*. 2016; **16**: 847-856.
13. Davey P, Marwick CA, Scott CL, et al. Interventions to improve antibiotic prescribing practices for hospital inpatients. *Cochrane Database Syst Rev*. 2017; **2**: CD003543-CD003543.
14. Honda H, Ohmagari N, Tokuda Y, Mattar C, Warren DK. Antimicrobial Stewardship in Inpatient Settings in the Asia Pacific Region: A Systematic Review and Meta-analysis. *Clin Infect Dis*. 2017; **64**: S119-S126.
15. Van Dijk C, Vlieghe E, Cox JA. Antibiotic stewardship interventions in hospitals in low-and middleincome countries: a systematic review. *Bull World Health Organ*. 2018; **96**: 266-280.
16. Wise R, Hart T, Cars O, et al. Antimicrobial resistance. Is a major threat to public health. *BMJ*. 1998; **317**: 609-610.

17. Center for Disease Dynamics Economics and Policy. State of the world's antibiotics. 2015. [https://cddep.org/publications/state\\_worlds\\_antibiotics\\_2015/](https://cddep.org/publications/state_worlds_antibiotics_2015/).
18. Holloway KA, Rosella L, Henry D. The Impact of WHO Essential Medicines Policies on Inappropriate Use of Antibiotics. *PLoS One*. 2016; **11**: e0152020.
19. Price L, Gozdzielewska L, Young M, et al. Effectiveness of interventions to improve the public's antimicrobial resistance awareness and behaviours associated with prudent use of antimicrobials: a systematic review. *J Antimicrob Chemother*. 2018; **73**: 1464–1478.
20. Haynes C, McLeod C. A review of reviews of educational interventions designed to change the public's knowledge and behaviour in relation to antimicrobial use and antimicrobial resistance that target healthcare professionals and patients. 2015. <https://www.nice.org.uk/guidance/ng63/documents/antimicrobial-stewardship-changing-riskrelated-behaviours-in-the-general-population-review-3-protocol2>.
21. Kibuule D, Kagoya HR, Godman B. Antibiotic use in acute respiratory infections in under-fives in Uganda: findings and implications. *Expert Rev Anti Infect Ther*. 2016; **14**: 863-872.
22. Alele D, Musoke P, Nabukeera D. Self-Medication Practices by Caretakers for Children Underfive Years in a Rural District of Eastern Uganda. *Int Inv J Med Med Sci*. 2015; **2**: 2408-7246.
23. Kiguba R, Karamagi C, Bird SM. Extensive antibiotic prescription rate among hospitalized patients in Uganda: but with frequent missed-dose days. *J Antimicrob Chemother*. 2016; **71**: 1697-1706.
24. Vialle-Valentin CE, LeCates RF, Zhang F, Desta AT, Ross-Degnan D. Predictors of antibiotic use in African communities: evidence from medicines household surveys in five countries. *Trop Med Int Health*. 2012; **17**: 211-222.
25. Bashahun D, Odoch T. Assessment of antibiotic usage in intensive poultry farms in Wakiso District, Uganda. *Livest Res Rural Dev*. 2015; **27**: 247.
26. Mukasa D, Mugasa C, Nakavuma J. Antibiotic misuse by farmers in Ngoma subcounty Nakaseke district, Uganda. *Afri J Anim Biomed Sci*. 2012; **7**: 108-116.
27. Uganda Office of the Prime Minister. Tororo district: Hazard, risk and vulnerability profile. 2016. Accessed 7/08/2020 <https://www.necoc-opm.go.ug/HzEastern2/Tororo%20District%20HRV%20Profile.pdf>.
28. London School of Economics and Political Science Blog. Namuwongo: Key to Kampala's present and future development. 2015. <https://blogs.lse.ac.uk/africaatlse/2015/05/28/namuwongo-key-to-kampalas-present-and-future-development/>.
29. Sabiiti EN, Katongole CB. Role of Peri-Urban areas in the food system of Kampala, Uganda. In: Maheshwari B, Singh V, Thoradeniya B. (eds) In: *Balanced Urban Development: Options and Strategies for liveable cities*. Springer, Cham; 2016: 387-392.
30. Dixon J, MacPherson E, Manyau S, et al. The 'Drug Bag' method: lessons from anthropological studies of antibiotic use in Africa and South-East Asia. *Glob Health Action*. 2019; **12**: 1639388
31. World Health Organisation. World Health Organisation model list of essential medicines. 20th list. 2017. <https://apps.who.int/iris/handle/10665/273826>.
32. World Health Organisation. WHO Critically Important Antimicrobials for Human Medicine 6th revision. 2018. <https://www.who.int/foodsafety/publications/antimicrobials-sixth/en/>.
33. Huttner B, Saam M, Moja L, et al. How to improve antibiotic awareness campaigns: findings of a WHO global survey. *BMJ Glob Health*. 2019; **4**: e001239.
34. Glover RE, Dangoor M, Mays N. Antibiotic resistance: don't blame patients. *BMJ*. 2019; **364**: l1218-l1218.
35. Van Boeckel TP, Brower C, Gilbert M, et al. Global trends in antimicrobial use in food animals. *Proc Natl Acad Sci U S A*. 2015; **112**: 5649-5654.



36. Abdulraheem IS, Adegboye A, Fatiregun AA. Self-medication with Antibiotics: Empirical Evidence from a Nigerian Rural Population. *Br J Pharm Res.* 2016; **11**: 1-13.
37. Omulo S, Thumbi SM, Lockwood S, et al. Evidence of superficial knowledge regarding antibiotics and their use: Results of two cross sectional surveys in an urban informal settlement in Kenya. *PLoS One.* 2017; **12**: e0185827.
38. Auta A, Banwat SB, Shalkur D, Dangiwa DA, Ogbole E, Tor-anyiin A. Antibiotic use in some Nigerian communities: Knowledges and Attitudes of consumers. *Trop J Pharm Res.* 2013; **12**: 1087-1092.
39. Erku DA, Mekuria AB, Belachew SA. Inappropriate use of antibiotics among communities of Gondar town, Ethiopia: a threat to the development of antimicrobial resistance. *Antimicrob Resist Infect Control.* 2017; **6**: PMC5678763.
40. Mubito EP, Shahada F, Kimanya ME, Buza JJ. Antimicrobial use in the poultry industry in Dar-es-Salaam, Tanzania and public health implications. *Am J Res Commun.* 2014; **2**: 51-63.
41. Oluwasile BB, Agbaje M, Ojo OE, Dipeolu MA. Antibiotic usage pattern in selected poultry farms in Ogun state. *Sokoto J Vet Sci.* 2014; **12**: 45-50.
42. Amaechi N. A survey on antibiotic usage in pigs and poultry birds in Abia State, Nigeria. *Global Journal of Biology, Agriculture and Health Sciences.* 2014; **3**: 38-43.
43. Food and Agricultural Organisation. The state of food and agriculture. 2009. <http://www.fao.org/3/a-i0680e.pdf>.
44. Alauzet C, Lozniewski A, Marchandin H. Metronidazole resistance and nim genes in anaerobes: A review. *Anaerobe.* 2019; **55**: 40-53.
45. Alauzet C, Aujoulat F, Lozniewski A, Marchandin H. A sequence database analysis of 5-nitroimidazole reductase and related proteins to expand knowledge on enzymes responsible for metronidazole inactivation. *Anaerobe.* 2019; **55**: 29-34.
46. Schaumann R, Petzold S, Fille M, Rodloff AC. Inducible metronidazole resistance in nim-positive and nim-negative bacteroides fragilis group strains after several passages metronidazole containing columbia agar plates. *Infection.* 2005; **33**: 368-372.
47. Blaser M. Stop the killing of beneficial bacteria. *Nature.* 2011; **476**: 393-394.
48. Cotter PD. The impact of antibiotics on the Gut Microbiota as revealed by High Throughput DNA sequencing. *Discov Med.* 2012; **13**: 193-199.
49. Boamah VE, Agyare C, Odoi H, Dalsgaard A. Practices and Factors Influencing the Use of Antibiotics in Selected Poultry Farms in Ghana. *J Antimicro.* 2016; **2**: 1000120.
50. Adesokan HK, Akanbi IO, Akanbi IM, Obaweda RA. Pattern of antimicrobial usage in livestock animals in south-western Nigeria: The need for alternative plans. *Onderstepoort J Vet Res.* 2015; **82**: 816.
51. Cuong NV, Padungtod P, Thwaites G, Carrique-Mas JJ. Antimicrobial Usage in Animal Production: A Review of the Literature with a Focus on Low- and Middle-Income Countries. *Antibiotics.* 2018; **7**: 75.
52. Ocan M, Bwanga F, Bbosa GS, et al. Patterns and Predictors of Self-Medication in Northern Uganda. *PLoS One.* 2014; **9**: e92323.
53. Mboya EA, Sanga LA, Ngocho JS. Irrational use of antibiotics in the Moshi Municipality Northern Tanzania: a cross sectional study. *Pan Afr Med J.* 2018; **31**: 15991.
54. Manishimwe R, Nishimwe K, Ojok L. Assessment of antibiotic use in farm animals in Rwanda. *Trop Anim Health Prod.* 2017; **49**: 1101-1106.
55. Uganda Ministry of Health. Uganda Pharmaceutical Country Profile. 2011. [https://www.who.int/medicines/areas/coordination/Uganda\\_PharmCountryProfilefulldoc.pdf?ua=1](https://www.who.int/medicines/areas/coordination/Uganda_PharmCountryProfilefulldoc.pdf?ua=1).

56. United Nations Industrial Development Organisation. Pharmaceutical Sector Profile: Uganda. Global UNIDO Project: Strengthening the local production of essential generic drugs in the least developed and developing countries. 2010.  
<https://open.unido.org/api/documents/4699932/download/Pharmaceutical%20Sector%20Profile%20-%20Uganda>.
57. Pharmaceuticals export promotion council of India. Regulatory and market profile of Uganda.  
<https://pharmexcil.com/uploads/countryreports/uganda.pdf>.
58. Birungi H, Mugisha F, Nsabagasani X, Okuonzi S, Jeppsson A. The Policy on Public-Private Mix in the Ugandan Health Sector: Catching up with reality. *Health Policy Plan*. 2001; **16**: 80-87.
59. Ilukor J, Birner R, Rwamigisa PB, Nantima N. Analysis of veterinary service delivery in Uganda: An application of the process net-map tool. 2012.  
[https://www.researchgate.net/publication/272021503\\_Analysis\\_of\\_veterinary\\_service\\_delivery\\_in\\_Uganda\\_An\\_application\\_of\\_the\\_process\\_net-map\\_tool](https://www.researchgate.net/publication/272021503_Analysis_of_veterinary_service_delivery_in_Uganda_An_application_of_the_process_net-map_tool).
60. Ssenyonjo A, Namakula J, Kasyaba R, Orach S, Bennett S, Ssenigooba F. Government resource contributions to the private-not-for-profit sector in Uganda: evolution, adaptations and implications for universal health coverage. *Int J Equity Health*. 2018; **17**: 130.
61. Das J, Hammer J, Sanchez-Paramo C. The impact of recall periods on reported morbidity and health seeking behavior (English). *Impact Evaluation series ; no IE 51; Policy Research working paper ; no WPS 5778 Washington, DC: World Bank Group*. 2011.  
<http://documents.worldbank.org/curated/en/154581468260357974/The-impact-of-recall-periods-on-reported-morbidity-and-health-seeking-behavior>.
62. Pearson M, Chandler CIR. Knowing antimicrobial resistance in practice: a multi-country qualitative study with human and animal healthcare professionals. *Glob Health Action*. 2019; **12**: 1599560-1599560.
63. Haenssger M, Xayavong T, Charoenboon N, Warapikuptanun P, Zaw YK. The Consequences of AMR Education and Awareness Raising: Outputs, Outcomes, and Behavioural Impacts of an Antibiotic-Related Educational Activity in Lao PDR. *Antibiotics*. 2018; **7**: 95.

### 5.3 Chapter Summary

This paper has demonstrated how antibiotics are used differently across Uganda, highlighting the need to move away from ‘one-size-fits-all’ interventions. The subsequent chapters seek to offer an in-depth understanding of why antibiotic use patterns are different across the local geographies by drawing on findings from in-depth ethnographic fieldwork, documentary analysis and participant feedback meetings. Chapter 6 focuses on the realities of living in rural households and roles that antibiotics play in contexts of every day precarity.



## **Chapter 6 Role of antibiotics at a domestic and societal level**

### **6.1 Chapter Introduction**

This chapter addresses Objective 2, to understand the problems to which antimicrobial use has become a solution at the domestic as well as societal level. This paper presents findings from ethnographic fieldwork carried out in rural households in Nagongera, Tororo, an area that has been socially and politically marginalized for decades. This paper has been accepted for publication by the peer-reviewed journal *Medical Anthropology*. The findings were presented at the Chronic Living conference organised by the University of Copenhagen, Denmark in March 2021. With rising concerns about the continued increase in antibiotic use especially in low-and middle-income countries (LMICs), the need for context-specific interventions to optimize antibiotic use has been emphasized by world health leaders such as the World Health Organisation (WHO). However, contextual data emerging from everyday life to inform these interventions, especially from LMIC countries, has so far been limited. The aim of this paper is to provide an understanding of the significance of antibiotics for people's lives and livelihoods. The link between the ways people are taking antibiotics and the pervasive discourse and imperative to 'take opportunities' suggests that reliance on antibiotics cannot be resolved if the risks encountered by people in everyday life are not addressed.

### **6.2 Research Paper**

The research paper cover sheet is presented below, followed by the paper itself.

## RESEARCH PAPER COVER SHEET

Please note that a cover sheet must be completed for each research paper included within a thesis.

### SECTION A – Student Details

<b>Student ID Number</b>	1702759/RPHP	<b>Title</b>	Ms
<b>First Name(s)</b>	Susan		
<b>Surname/Family Name</b>	Nayiga		
<b>Thesis Title</b>	Antibiotics in Society: a multi-sited ethnography in rural and urban Uganda		
<b>Primary Supervisor</b>	Prof. Clare Chandler		

If the Research Paper has previously been published please complete Section B, if not please move to Section C.

### SECTION B – Paper already published

Where was the work published?			
When was the work published?			
If the work was published prior to registration for your research degree, give a brief rationale for its inclusion			
Have you retained the copyright for the work?*	Choose an item.	Was the work subject to academic peer review?	Choose an item.

\*If yes, please attach evidence of retention. If no, or if the work is being included in its published format, please attach evidence of permission from the copyright holder (publisher or other author) to include this work.


## SECTION C – Prepared for publication, but not yet published

Where is the work intended to be published?	Medical Anthropology
Please list the paper's authors in the intended authorship order:	Susan Nayiga, Laurie Denyer Willis, Sarah G Staedke, and Clare IR Chandler
Stage of publication	Accepted for publication

## SECTION D – Multi-authored work

For multi-authored work, give full details of your role in the research included in the paper and in the preparation of the paper. (Attach a further sheet if necessary)	I led the data collection, analysis and preparation of the paper.
--	---

## SECTION E

<b>Student Signature</b>	
<b>Date</b>	29th July 2021

<b>Supervisor Signature</b>	C.I.R.Chandler
<b>Date</b>	31.7.2021

## **Taking opportunities, Taking medicines: antibiotic use in rural Eastern Uganda**

Susan Nayiga\*<sup>1,3</sup>, Laurie Denyer Willis<sup>2</sup>, Sarah G Staedke<sup>1,4</sup>, and Clare IR Chandler<sup>3</sup>

### **Affiliations**

<sup>1</sup>Infectious Diseases Research Collaboration, 2C Nakasero Hill Road, Kampala, Uganda

<sup>2</sup>Department of Social Anthropology, The University of Edinburgh, Chrystal Macmillan Building,  
15a George Square, Edinburgh, EH8 9LD

<sup>3</sup>Department of Global Health and Development, London School of Hygiene & Tropical  
Medicine, 15-17 Tavistock Place, London WC1H 9SH

<sup>4</sup>Department of Clinical Research, London School of Hygiene & Tropical Medicine, Keppel  
Street, London WC1E 7HT

\*Corresponding author. Email address: [susannaiga@gmail.com](mailto:susannaiga@gmail.com) Telephone number: +256 776  
489 609

## Abstract

The ways in which dimensions of health and healthcare intersect with economics and politics in particular contexts requires close attention. This paper connects concerns about antibiotic overuse in Uganda to the social milieu created through policies that follow President Museveni's vision for a population who *kulembeka*, 'tap wealth.' Our ethnographic fieldwork in rural Eastern Uganda illustrates how taking medicines in rural households reflects a wider landscape of everyday imperatives to 'tap' opportunities in a context of acute precarity. We argue for a closer connection between medical and economic anthropology to push forward understanding of health, medicines and wellbeing in Africa.

**Key words:** Medicines; Rural; Uganda; Precarity; Antibiotics

## Introduction

"The whole family is taking this medicine," Harriet explains, as she shows me the packet of ampicillin-cloxacillin that she has stored in her house. A wife and primary caretaker of seven children and two grandchildren, Harriet is organized and meticulous. She always ensures she is enrolled in government and non-governmental farming opportunities, she participates in available clinical research projects in the area, and she installed a solar power system in her house enabling her to start a home business where she charges mobile phones at a fee. This is on top of her other small enterprise providing care for animals belonging to relatives. Living on less than \$1 a day, Harriet is one of the 19% of Ugandans living in extreme poverty, but she personifies Ugandan president Museveni's vision for an opportunity-poised population who *kulembeka* – 'tap wealth' in the way that rainwater is captured for consumption. Here, *kulembeka* has become not only an economic imperative but a social expectation repeated through radio, newspaper, church and development channels. To be understood to be tapping opportunities that come one's way is to be a good Ugandan citizen, fulfilling one's duty to oneself, family and the



country. The social milieu created by this orientation seeps into Harriet's and others' whole ways of being in the world, from economics to politics to health.

We are seated on a mat under a tree in Harriet's cassava garden. She shows me medicines including amoxicillin, metronidazole, artemether, ibuprofen and paracetamol that she has kept safely in a polythene bag for her family. Some of these medicines were left over from previous treatments while others are recent prescriptions and are currently being taken by her family members. Her youngest child, Amari, who has a fever and cannot walk, is lying on her lap. Harriet says that despite receiving treatment recently, Amari is still weak and has sores in the mouth. She also describes the long-standing health problems that her family members are grappling with. Harriet's biggest concern now is her eldest daughter Akello, who is asthmatic. She explains that she decided each of her other family members should also take ampicillin-cloxacillin that was recently prescribed for Akello at the local research clinic in order to prevent asthma. She has also been treating the six chickens in her care for cough with the amoxicillin that she has at home, left over from a previous illness. Here, medicines in the home must, like everything else, be turned into opportunities too: objects to tap wealth from, where wealth is certainly money, but also health and wellness. Indeed, spending time with Harriet and her family revealed the constant effort required to navigate life in rural households under this rubric of wealth tapping, or of constantly being expected to be seeking opportunities. When the groundnuts that Harriet and her family planted failed to grow because of the prolonged dry season, they found ways to repay the loan from digging for people at a fee. When the animals she had been caring for were stolen, she borrowed money from the village savings group to replace them, and opted to sleep with the animals in the house at night to avoid similar losses in the future. When her family members required medical treatment, they used the money raised from the sale of the groundnut harvest to pay, and shared medicines from other illnesses.

In this paper we tell the story of both taking opportunities *and* taking medicines, demonstrating the ongoing relationship between the two. We argue that to understand the ways that medicines are used, shared and repurposed requires attending to the ways that medicines, like so many other things in this setting, are framed as opportunities themselves. In modern Uganda, citizens are encouraged to take advantage of opportunities that will enable them to get out of poverty and create wealth for their households. Deploying the *kulembeka* slogan in his 1996 presidential campaign, President Yoweri Museveni – then in power for his first of multiple decades – emphasized that opportunities were within the reach of every Ugandan and all they needed to do was ‘tap’ into them using the resources at their disposal. In rural households, much like where our research took place, we observed the ways that this ‘opportunity tapping’ happened under uncertain economic opportunities, within settings marked by a scarcity of quality health care and persistent ill health. In Museveni’s formulation of a competitive modern society, seeking opportunities for one’s betterment is a central tenet, and our research reveals how medicines, including antibiotics, are both taken and deployed in ways that reflect this wider milieu. Medicines are opportunities, but they also enable further opportunities, as they help people and households cope with chronic health problems. Harriet’s story both relates to and reflects the ways that medicines (including antibiotics) are entangled in and with the articulation of market-oriented systems more broadly (Nabirye et al 2021). In this article, through the study of everyday life in rural households in Eastern Uganda, we explore the role of antibiotics in society. We look at the way people appropriate pharmaceuticals (Saethre and Stadler, 2010; Whyte et al., 2002) putting them to use to cope with chronic ill health and pursue opportunity.

Medicines are often viewed as part of the biomedical apparatus, and their use is envisioned within certain parameters: medicine use should be preceded by diagnosis and a prescription from a qualified health professional and patients should take medicines as instructed by healthcare providers. This

expectation is reflected in the World Health Organization's definition of rational and irrational use of medicines. According to the World Health Organization (2002), the irrational use of medicines among healthcare providers involves 'use of too many medicines per patient, inappropriate use of antimicrobials, often inadequate dosage for non-bacterial infections, over-use of injections when oral formulations would be more appropriate, and failure to prescribe in accordance with clinical guidelines.' Among patients, irrational use of medicines is said to involve 'inappropriate self-medication, often of prescription-only medicines and non-adherence to dosing regimens'(1) (World Health Organisation, 2002b). Given this framing, it is not surprising that amidst rising threats of AMR, global health actors like the WHO and the Food and Agricultural Organization of the United Nations have placed emphasis on the need to address individual practices that are understood to accelerate the spread of AMR (Food and Agriculture Organisation of the United Nations, 2016; World Health Organisation, 2015; World Organisation for Animal Health, 2015). In human healthcare, these practices have been said to include inappropriate prescribing and dispensing, and rampant sale of medicines over-the-counter – which is seen as enabling self-medication (World Health Organisation, 2015). In animals, the problem has been reported as widespread use of antibiotics for therapeutic and non-therapeutic purposes (Food and Agriculture Organisation of the United Nations, 2016; World Organisation for Animal Health, 2015).

The ways in which antibiotics figure in the social, economic, and political realities of the everyday lives of the people identified as responsible for 'irrational' medicines use requires closer attention, especially in the light of recent efforts to address the burden of AMR. Anthropologists have studied medicine use around the world for over seven decades. Some of the key influential scholarship in this field emerged from research in Tororo, where this research took place. Susan Reynolds Whyte (Van der Geest and Whyte, 1989; Whyte et al., 2002) carried out long-term ethnographic fieldwork in Tororo, revealing critical insights about the various ways in which medicines have taken on meaning and power in

different scenarios well beyond formal health care settings. Her research attends to the arrangements and forms of life that are brought into being through medicines, and we follow this theme in our own exploration of the work that medicines do in society – in social, political and economic life. Keen to avoid overemphasis on individual behaviour, which has characterized much of the social science literature on antibiotic use (Tompson et al., 2021) or on the significance of particular materials that our research project was interested in – namely antibiotics – we aimed to foreground the wider milieu of medicines. In other words, we suggest that the ways that medicines are understood, and the values and expectations tied to them, are never just local, but emerge in relation to national and global forces. Thus, we pursue an ethnography of *connections*, tracing how threads of peoples' lives with antibiotics are interstitched with other aspects of their lives and those of many in the globalised society of Uganda today (Tsing, 2005). Inevitably incomplete and impartial (Pandian, 2019), such an approach nonetheless strives to extend ethnographic attention beyond a series of individual moments of antibiotic consumption, to follow what matters and how this manifests in daily life for those living in an area marked by decades of political and economic neglect and sustained through the 'projectified' landscapes of global health's making (Prince, 2014a; Whyte et al., 2013).

Here, our fieldwork connects medicines to a wider culture of opportunity and entrepreneurship. Whilst the body of scholarship focusing on the economies of medical research participation has grown substantially (Aellah and Geissler, 2016; Prince, 2014b; Stadler and Saethre, 2010), the connections between everyday use of medicines and wider cultures of opportunity and entrepreneurship are less well developed in medical anthropology literature. Anthropologists engaging in the anthropology of work have examined the changes in the production and economic space in market-driven societies around the world, illustrating the ways that marginalized populations are often forced to navigate these changes and create new opportunities for themselves defined through informality, hustle, and precarity

(Aggarwal 1995; Millar 2008; Preston-Werner 2008; Freeman 2014). Across diverse spaces, these studies demonstrate how 'entrepreneurship' infiltrates social relations, citizenship and notions of the self. As Carla Freeman writes, entrepreneurship is "not simply a mechanism of self-employment – a vehicle for income generation, an economic matter of business but a subtler, generalised way of being and way of feeling in the world" (Freeman, 2014). (P.1).

Ethnographic fieldwork took place between November 2018 and August 2019 in Nagongera, a Sub-County of Tororo in eastern Uganda as part of our Antimicrobials In Society research project. The research began with a medicines survey, moving between 100 households – defined as people eating and sleeping in the same dwelling – using an antibiotic 'drug bag' to elicit familiarity with, and stories about, medicines (Nayiga et al., 2020). Subsequently, ethnographic research was carried out with three households by SN. In addition, we convened four group meetings with selected participants and district officials for human health, veterinary medicine and agriculture, where we shared the findings from the research and solicited feedback on the findings. We employed a collaborative approach to the study, with analysis emerging through an oscillation between fieldwork, literature and conceptual questioning that kept momentum across the differently-situated co-authors through frequent points of connection both physically and virtually throughout the study.

### **The entrepreneurial 'tapping' of opportunities**

"The four economic sectors where there are jobs and wealth are: commercial agriculture with counting profitability; industries; services; and ICT. With your individual savings, collective savings by groups, borrowing from banks, or with Government support, you should enter one or

more of these sectors so as to chase poverty from your homesteads, create wealth and jobs for some of your family and also for others.”

President Museveni’s swearing-in speech-May 2021 (Uganda Media Centre, 2021).

At his swearing-in speech in May 2021, President Museveni highlighted key areas where Ugandans can take advantage of opportunities for wealth creation. Reaching thousands of Ugandans through local radio and television stations on a Wednesday afternoon, the president’s speech consolidated decades of his push towards wealth creation. In Uganda, a statistic that is widely quoted with pride is that the country is the most entrepreneurial in the world, with 28% of adults owning or co-owning a new business (Global Entrepreneurship Monitor, 2014). The Ugandan people are encouraged to join the national drive for socio-economic development, by ‘tapping into’ available opportunities and starting income-generating projects, aiming to transform Uganda into a modern, independent, resilient and self-sustaining economy (The state house of Uganda, 2012; Uganda National Planning Authority, 2020). After the first years (1986-1990) of President Museveni’s leadership, when his focus was restoring security and economic stabilization following years of civil war (Kjaer and Muhumuza, 2009), the 1990s saw a shift towards a new poverty alleviation agenda. During the 1996 campaign, President Museveni used the slogan *kulembeka* (translated as ‘tapping wealth’) to promote the idea that ‘rain was free water only if the people tapped (*kulembeka*) it from their roofs. Likewise, economic prosperity was accessible to all only if they took advantage of the infrastructure (such as good roads, telecommunication systems and electricity) put at their disposal by the government’ (Rubongoya, 2007). Sequential governmental strategies have been shaped by this framing: the *Entandikwa* (‘Seed Capital for starting a business’) credit scheme that was started in 1995; the Poverty Eradication Action Plan (PEAP) launched in 1997; the plan for modernization of Agriculture launched in 2000; the National Agricultural Advisory Services (NAADs) established by an act of parliament in 2002; and the *Bona Bagagawale* Programme (Prosperity

For All) launched in 2006 (Uganda National NGO Forum, 2016). In 2013, these programs were pieced together into a broader ambition, when President Museveni launched the Operation Wealth Creation (OWC) program. This government-funded program aims to facilitate national socio-economic transformation, focusing on not just transforming the economy, but on transforming the mindsets of subsistence farmers in order to see them embrace the ‘money economy’ and to raise household incomes through commercial farming (Angina, 2019; Tabaro, 2018). The OWC programme aims to achieve development and modernisation in a context of severe economic uncertainty, high prices of consumer goods and escalating expenditures for basic services (Africa Research Institute, 2017; International Monetary Fund, 2019). In the following sections, we describe how residents have attempted to take up this vision, to operate for wealth, by ‘tapping’ into various opportunities, demonstrating how efforts to become commercial and financially independent individuals and households are experienced in Tororo. In doing so, we explain how productivity is enabled through the use of medicines in low-income rural households, showing how entrepreneurship, the drive for wealth, and the activity of ‘tapping’ itself, are all tied up in medicine use amidst precarious landscapes.

### **‘Tapping’ scarce opportunities in rural Tororo**

Tororo district, on the border with Kenya, is in the poorest region of Uganda (Uganda Bureau of Statistics, 2019). The economy is described as predominantly ‘agricultural’, with 70% people categorized as ‘subsistence farmers’ (Tororo District Local Government, 2015). Money is scarce: more than half of Tororo’s population live on less than 1 USD per day (Tororo District Local Government, 2015), a chronic situation that is compounded by no improvement in education and health indicators and that contrasts with reports elsewhere in the country of remarkable economic growth and poverty reduction (Lubaale, 2019; Wiegratz et al., 2018). These contrasts reflect the marginalization of Eastern Uganda that can be

traced back to the North-South division of Uganda by the British colonialists in the early 1900s. Eastern Uganda was considered a labour reservoir and was neglected when infrastructure and social services were developed and assets distributed (Lwanga-Ntale, 2015; Mamdani, 1983). This division has continued in subsequent decades with ethnic groups from the southern part of Uganda (Baganda and Banyankole) dominating the economic and political sectors while the northerners (including ethnic groups from Northern and Eastern Uganda) are seen as best suited for so-called menial work such as domestic work and working as security guards and farm laborers. In practice, being labelled 'agricultural' disguises the range of small-scale activities pursued by residents for their survival. Here, the discourse of 'tapping opportunities' is translated into a way of life that seeks scarce opportunities across a landscape of family and wider social networks, international agencies and health and climate dynamics.

In 2019, we observed the tenacious efforts of families enrolled in our research to 'tap' Operation Wealth Creation opportunities. The OWC program distributed free 'agricultural inputs', and two families secured cassava stems, one household received a heifer, and two further families received two ploughing oxen and a ploughing machine between them. Most residents did not benefit from the OWC program because its eligibility required already owning sizeable pieces of land, and demonstrating ability to care financially for the non-domestic breeds of heifers. Our fieldwork documented the daily struggles many families had to meet the basic needs of food, health and education. Most families that we observed ate one meal a day, access to clean water was limited, with most people dependent on unprotected wells shared by humans and animals. Whilst residents were tuned-in to the pursuit of opportunities to meet the financial demands of daily life in modern Uganda, not all opportunities were equally accessible, and many failed in their pursuits along the way, causing further hardships.



In 2019, Alice, a 50-year-old retired teacher and mother of seven, registered with a cooperative union that had recently started distributing groundnuts in Tororo. Each selected household received a bag of groundnuts seedlings that was expected to yield 9 bags of groundnuts at harvest. On harvesting, each household was expected to return one 40 kilogram bag of groundnuts to the cooperative, or pay the equivalent in cash. The eight extra bags of groundnuts harvested by the cooperative member could then be sold to generate income. During our time in the village, however, the groundnut harvest was damaged by the prolonged dry season making it challenging for beneficiaries to reach the targeted 9 bags. One afternoon when we visited Alice, we found her lying on a mat in her compound with her clothes covered with dust. She looked tired as she explained that she had spent the whole morning in the garden harvesting her groundnuts but had not even collected a full basin. As if trying to make sense of why her groundnut harvest was smaller than expected, Alice explained that “I planted the groundnuts late because my garden was not ready. After planting them the weather did not favour their growth.” With a failed groundnut harvest, Alice had to find the money to pay back the equivalent of one bag of groundnuts to the cooperative union. James, a young father of two, had a similar experience with the groundnut harvest. He explained that he had harvested less than 3 bags of groundnuts that year from the same piece of land that he harvested 27 bags from the previous year. In addition, the groundnuts harvested this year were very small resulting in low prices on the market. While Alice and James had ‘tapped’ the opportunity, they had not succeeded at making a profit, leading to further insecurity for them and their families. With low yields from agriculture overall, food scarcity had actually increased, and household incomes remained low. By the end of the growing season, people could barely meet the basic needs of food, education and healthcare. Entrepreneurialism and wealth creation are not without risk.

Grace, for example, a forty-year-old mother of four actively sought work to make ends meet when her household's financial investment in her husband's education, a diploma in construction work, did not translate into formal employment. After her husband Ben returned home one day after being away for a month working at a construction site in a neighbouring village, Grace explained that her husband came home with no money to show from the work he had been doing. She said that Ben was a very humble man and would never demand for his pending payment from his employers. For Grace, though, there were still other opportunities to be tapped. She herself kept livestock, had been a milk vendor and was involved in delivering health-related projects as a Village Health volunteer. She offered her services digging in gardens for other people, sold soil from a piece of land she owned, was part of several saving groups and the cooperative union in her village, and took out loans from these groups and from the local Christian microfinance network. In the face of her husband's failed 'tap', she explained the achievement of the cumulative 'tapping' of these various opportunities, "I have been able to buy food at home, pay school fees for the children and buy a sewing machine for my son to start his business," but, she added, "I will pay the loans off one by one."

While Tororo might be characterized as 'agricultural', over the past three decades Tororo has emerged as a site of global health clinical research (Chandler et al., 2013; Gonzaga, 1999; Kanya et al., 2015; Staedke et al., 2013). These research studies, along with the NGOs that have cropped up around them, have aimed to correct and intervene on a remarkable number of things, from health care, to education, to family planning, and access to water, from domestic violence prevention to human rights provisioning and the broad pursuit of development and community empowerment. When residents enrol in local research studies, however, they often speak first and foremost about the immediate material benefits of the projects, rather than their loftier goals. From transport reimbursement, allowances, bed nets and food supplements provided by these projects and clinical trials, many explained how these projects and

trials were safety nets in their lives. Harriet, the mother of seven in her late thirties from the opening story, explained how her family benefited from participation in several research studies:

I joined the malaria research project where I was given 70,000 shillings (19 USD) [for transport reimbursement for monthly visits and compensation for entomology collections] and every month I would sign for it in a book. This money helped me build this house. I used the money to buy iron sheets and make bricks for building the house. Six members of my family are enrolled in the malaria research project.

At the time this research was undertaken, every member of Harriet's family received a transport refund from these monthly research study clinic visits. The family depended on these funds, which were used to cover the costs of basic needs in the home. Together with the care the family received at the research clinic for any illness they suffered from, Harriet concluded with a smile that, "That is why I do not chase away government projects." Clinical research projects had become a way for Harriet to keep her family afloat for years. When two of her grandchildren were dropped off at her home one day by her son who could not afford to take care of them, she made plans to have them enrolled in a clinical research study as a way of catering for their health care needs. In this way, clinical research studies too were an opportunity to be tapped, where the volunteering of people's own bodies and their children's bodies became ways to tap into global health funding that otherwise overlooked them, and which they were poised to make of what they could.

## Medicines as opportunities

When SN visited households with her 'drug bag' to ascertain familiarity with antibiotics, she was met with great excitement. The hope and potential embodied in these packets was palpable. Those keeping animals were especially keen to know what unfamiliar drugs could be used for – an anticipation that these medicines could bring into being the productive livestock they had imagined was possible if they had better – and cheaper – access to veterinary services and antibiotic information. Without this, residents made do with the knowledge and medicines they could pick up from others and experience. It appeared common to use the antibiotics prescribed for humans to treat animals especially for similar symptoms. One resident talked about treating cough in chicken with ciprofloxacin and septrin. He said:

Sometimes I use cipro and septrin to treat cough and flu in chicken. This is gambling. Like for septrin I break it into 4 pieces and give a quarter every day. I hold the chicken and make it swallow the drug.

A few residents also reported using antiretroviral medicines prescribed for HIV in humans to manage illnesses and boost immunity in pigs, chickens and turkeys. About a month into the ethnographic work with Harriet's household, she told SN about her mother and youngest sister, who were battling HIV, and explained that whenever there was a change in the type of antiretrovirals (ARVs) prescribed at the government health centre, the old drugs which she referred to as 'wasted' were kept for use in the treatment of livestock. She described the process of administering the ARVs to the pigs, "You put the tablet in the pig's mouth and pull its tail as you are doing that. Then you pour water in its mouth to help it swallow the medicine." Harriet explained that if one gave ARVs to the pigs when they were sick, they would be guaranteed that the animal would not die. However, she added that this practice needed to be undertaken with caution as some types of ARVs were very strong and had the potential to kill the

animal. “One HIV drug that tastes like bubble gum is too strong and cannot be given to animals because they may die”, she said. These are not frivolous decisions, taken lightly. Farmers like Harriet agonise over their animals who are central to their lives and livelihoods. Moreover, their encounters with their animals are intimate, engaged, and about more than profit.

As well as caring for animals, many residents engaged in long hours of garden work. Tom, a health worker at a local Health Centre II described how hard residents, especially the women, worked saying, “Women in this community can dig from morning to sunset, only taking breaks to prepare and have lunch.” Residents described the body pain that they frequently suffered from when they worked long hours in the gardens. Local health workers also reported patients presented frequently complaining of body pain, which they believed to be caused by working long hours in the swamps. Rose, an enrolled nurse who operated a private clinic in the local area, described, “Now like here at the swamp people cultivate, they get back pain. We call it ‘lumbago’ so that’s what we commonly treat.” Similarly, Rachel, an enrolled nurse working in a local government health facility, explained that residents spent long hours bending while doing their garden work often resulting in pain in the lower back. In such cases, antibiotics were often prescribed in addition to painkillers to treat possible infections. She explained that local residents commonly stocked medicines at home, including previously prescribed antibiotics, which were often used to manage pain,

Some will say aah I heard they have brought drugs [to the government health centre], let me go and I pick. Now the day he receives some pain is when he will take. You see. Communities are not easy.

The typical practices of health workers in the public sector – often prescribing antibiotics and pain killers – were frequently adopted when seeking in the private sector, or when self-treating with medicines stored at home (Nichter, 2008). Through this practice, antibiotics had become a routine treatment for pain, enabling garden work to continue. In Nagongera, antibiotics were not readily distinguished from

other medicines. One resident said that he took amoxicillin for relief from chest and joint pains that he experienced after digging. He explained that he bought 10 tablets from the drug shop at 1000 shillings (less than a quarter of a dollar) to cover him for a week. He said that he took two tablets every day. Judith, a primary school teacher and farmer in the local area, described antibiotics as having become essential for residents' work,

What I have seen with these routine medicines that we take, some of these antibiotic medicines they are not really medicine now. Some people are now addicted to these things. They are not taking them as medicine, I mean they have gotten used to it so much so that they cannot work without. You find that someone says that if I don't take it I won't sleep. (Participant-Community feedback Dialogue 1)

This was the case with Peter, a young man who worked as a carpenter in the local area. He approached us during one of our visits in the village, seeking advice on where he could find appropriate treatment for a persistent back problem he had endured since 2013. Sounding frustrated, he explained that he had been reporting the backache on all his visits to the government health centre but had not succeeded in receiving effective treatment. While working in one of the neighbouring towns seven years back, Peter had fallen off a roof while laying logs of wood in preparation for roofing. His employer had paid for his treatment in a private hospital where he was hospitalised for over a month before being discharged. Unfortunately, Peter could not afford to pay for the required follow up visits to the private hospital after his employer cut off his medical support. "The pain is getting worse. It might turn into a serious problem", he said, looking worried. Peter's chest was now swollen on one side. Peter was still working as a carpenter, a job he thought was not good for his back problem given the heavy lifting it involved, but he needed the money to support his family. He had been advised by a health worker at the clinic to take ciprofloxacin which he described as taking "on and off". "Cipro is strong. I can sleep after taking it but the back pain later returns", he said describing how effective ciprofloxacin was in offering some

relief from the backpain. He feared that his frequent intake of ciprofloxacin might turn out to be harmful. 'Too much of anything is not good', he said.

Peter's case is not unique. In Nagongera, we found that people were sick frequently. Notably, infectious diseases, such as malaria, HIV/AIDS and tuberculosis and neglected tropical diseases such as schistosomiasis, as well as respiratory and diarrheal diseases, are prevalent in Uganda (World Health Organisation, 2018b). Residents described multiple health conditions that they had accumulated and tolerated over time. In addition to the multitude of health problems experienced by each member of her family, Harriet from the opening story explained her own symptoms of a painful skin rash, pus coming out of her nose and drowsiness that she had endured for two years. She said that she had received doxycycline from the nearby Health Centre II which she was taking but her illness persisted. She was hesitant to visit the Health Centre IV for further treatment. "It is hard to get the attention of the health workers there," she said as she explained her previous unpleasant experience visiting the Health Centre IV. Instead, she resorted to buying amoxicillin and a pain killer from the nearby clinic and using herbs from a local herbalist.

The public health system in Uganda is multi layered including Health Centre IIs at parish level, Health Centre IIIs at sub-county level, Health Centre IVs at county level, and higher-level district hospitals, regional referral hospitals and a national referral hospital. Although 65 government health facilities exist in Tororo, they generally lack equipment and electricity and suffer from frequent stock-outs of supplies and absence of the required health personnel (Medicines and health service delivery monitoring unit, 2014). In Tororo, there is one doctor for every 43,144 residents compared to one doctor for every 20,000 residents, nationally (Tororo District Local Government, 2015). The government-supported village health teams (VHTs), who previously provided the first level of care in this area, had not had

medicines for several years. As a result, residents relied on local drug shops and private clinics (Nayiga et al., 2020) where medicines were available at the lowest cost possible. Residents were able to buy individual tablets at these shops and could also buy medicines on loan.

In Uganda and elsewhere, the majority of the rural population have relied on the public health system where health care is available free of charge (Pariyo et al., 2009). However, residents described the challenges they often encountered when they sought health care from government health facilities, including long waiting times, absence of health workers, frequent medicine stock out and lack of equipment and supplies. At the government health facilities, residents were often referred for further care or asked to buy medicines, but most could not afford these extra costs. This was the case with Harriet whose story opens this piece, who was sent for an ultrasound at a private facility. She was unable to raise the 25,000 shillings (approximately 7 USD) that was required to pay for the ultrasound. Although the Health Centre IV was the highest level of care in the sub-county, it did not have an ultrasound machine. During our fieldwork, SN offered to pay half of the cost for the ultrasound. Harriet took out a loan from her neighbour to cover the balance of the cost. On presenting the results of her ultrasound to the government health facility confirming a diagnosis of pelvic inflammatory disease, Harriet was given ciprofloxacin, metronidazole and paracetamol, and was asked to buy doxycycline from a private facility. She was only able to find the funds to purchase doxycycline after completing the other medicines.

Residents believed that one of the main causes of persistent ill health in their community was drinking contaminated water. Stomach problems such as diarrhoea and abdominal pain were recurrent in this area. During one participant feedback dialogue a woman said:



Now the reason why I am saying that we are falling sick and continue to take these medicines is, some are air borne diseases, others are water borne diseases and we are sharing water with the animals. That is why you find people are sick all the time and you continue taking that medicine [referring to antibiotics in the drug bag during the medicines survey]. (Participant-Community feedback Dialogue 1)

In this community, wells and boreholes were the main source of water. Boreholes were considered a source of clean water, but each family was required to pay a fee of 5,000 shillings (about 1.5 USD) per month to the local government water committee as contribution towards maintenance costs, which many families could not afford. Poor sanitation practices were another challenge. Persistent diarrhoea was linked to poor disposal of human waste as many households did not have toilet facilities. In several homes, residents lived with their livestock and poultry, as this was the only way to ensure security for their animals. Some residents believed that exposure to animal faecal material within the shared space could be causing illnesses. The state of chronic ill health was also believed to be a result of inadequate treatment due to a lack of medicines. Many times, residents could not afford to buy medicines or were only able to purchase them in small quantities as described by Rose from the local clinic:

People come with very little money. 500 shillings, 200 shillings [less than a quarter of a dollar] and someone tells you I am sick or someone is at home very sick, what, this and that, but with less money. So you can't give enough treatment.

As a result, residents were caught up in a cycle of treatment → temporary improvement → recurrence of symptoms → treatment → temporary improvement. One middle aged resident described this cycle in a participant feedback dialogue. He said:

The problem is within the economy because you go to the government health unit and you find they give you under dose. Now this under dose is what makes us sometimes stay addicted to the drug. Because you take an under dose the disease becomes stronger. Now when you get some money you get the dose. If not, you get some little money you go and buy another under dose also because you cannot afford one full dose. (Participant-Community feedback Dialogue 1)

Residents recognized that their undesirable living conditions including limited access to clean water and temporary or no toilets facilities, would be difficult to address given limited financial resources and competing households needs. Residents had to endure their recurrent health problems while continuing to live under the circumstances that predisposed them to ill health. Although the cost of medicines including antibiotics seemed to add to the already existing financial burden of households, in a context of scarcity medicines were often the only tool available for residents to manage the risks they faced every day. Some of the local antibiotic treatment practices observed, such as taking antibiotics for pain, could be described as 'irrational'. However, medicine users have their own rationality, which is best understood within their context (Feierman, 1981; Kamat, 2006; Nichter, 2001; Nichter, 2008; Whyte et al., 2002). As demonstrated by our research, people's treatment practices reflect what makes sense in their context, and thus are neither universally rational, nor irrational. In Tororo, antibiotics had become a solution to chronic ill health, as described by a resident in a participant dialogue, who said:

We need these medicines [referring to antibiotics] because we are often sick. It is not just using, but because of the sickness and the sickness is from the various sources including water sources and other conditions of life. That means that medicines are needed but we don't know the right medicines to use otherwise we still see people sick and people die. (Participant-Community feedback Dialogue 1)

Antibiotics provided some comfort as described by one resident in a participant feedback dialogue, who said:

You take this one today like Flagyl [metronidazole]... the stomach cools. That is a water borne disease. If it heals, you will sleep well. The following day it disturbs you in the evening, you take.

You are a bit comfortable. (Participant-Community feedback Dialogue 1)

Some residents also considered antibiotics essential for human survival in Nagongera, as described by one resident in a participant feedback dialogue. She said, “For human beings we are going to die if those antibiotics are not there.....”.

Beyond their immediate curative role, antibiotics may play other roles in society, serving as infrastructure to fill the gaps created by inequality and fractured health systems (Denyer Willis and Chandler, 2019). In Uganda and elsewhere, antibiotics are used to protect and enable certain ways of life. Antibiotics offer protection for financial investments among poultry and pig farmers in Uganda (Kayendeke et al.), among sex workers in the Philippines (Nichter, 2001), and in conditions of inadequate sanitary facilities in Uganda and Thailand (Denyer Willis and Chandler, 2019). Use of antibiotics can also enable people to live and work within inequitable spaces in Uganda (Nabirye et al., 2021), and enable a ‘modern life’, by speeding up recovery making it possible for people to get back to work and for quick production and standardization of animal products globally (Chandler, 2019). Our findings suggest that antibiotics have become essential for coping with uncertain economic opportunities in rural households, including lack of quality health services, inadequate sanitation, and lack of clean water. Medicines play a key role in mitigating the many risks encountered in everyday life, serving as an opportunity themselves and a vehicle through which to continue to ‘tap’ other opportunities in modern Ugandan life.

## Understanding antibiotic use as a case for stretching ‘context’ in medical anthropology

Through our analysis of life in rural households in Tororo, we have seen that medicine use is entangled with a wider landscape of everyday imperatives to ‘tap’ opportunities in modern Uganda. This extends our previous analyses, through which we have come to view antibiotics as substances that are utilised to effectively ‘fill gaps’ and address structural weaknesses, including in Uganda today (Denyer Willis and Chandler, 2019; Nabirye et al., 2021). The Ugandan government’s drive towards wealth creation through ideologies such as *kulembeka* has spilled-over into all aspects of life, intimately shaping family relations, labour practices, and of course health and wellness too. Poised for every opportunity, residents used medicines to mitigate many of the risks encountered in everyday life, serving both as an opportunity themselves and a vehicle through which to continue to ‘tap’ other opportunities in modern Ugandan life.

The research presented in this paper emerged from a desire to understand and document antibiotic use ‘in context’. ‘In context’ is a shorthand commonly deployed in medical anthropology, and often compartmentalized as ‘political, economic, historic’ context. Throughout this research we have found this framing lacking for us, and have been compelled instead to trace the ways that an economic aspiration and imperative – *to kulembeka* – reverberates in everyday life, transforming even the ways medicines are understood and deployed. In finding that we could not describe antibiotic use without first explicating how economic narratives and aspiration constituted a distinctive social milieu in Tororo, we also came to observe something of a blind spot in our typical analyses within the sub-discipline of medical anthropology. Whilst health related analysis frequently cites resource constraints as an influencing factor, it is less common to see an integrated economic-medical anthropological analysis

developed. Following calls for a revitalization of anthropological work on African capitalism (Breckenridge, 2021; Breckenridge and James, 2021), we propose that further research is required to take seriously the ways that health, medicine and wellness are interstitched with emerging economic forms, to contribute to the development of our understandings of African capitalism as much as our understandings of health.

## **Acknowledgements**

We wish to thank our study participants in Nagongera, Tororo for their contribution to the data presented in this article. We are grateful to the district health teams, district veterinary and production office teams, health care providers, local council leaders and village health team members that provided support and guidance during the data collection process. We thank Christine Nabirye and Miriam Kayendeke for their valuable participation in conducting the participant feedback dialogues.

## **Transparency declarations**

None to declare.

## **References**

- Aellah, G., & Geissler, P. W. (2016). Seeking exposure: conversions of scientific knowledge in an African city. *Journal of Modern African Studies*.
- Africa Research Institute. (2017). The “silent crisis” of food price inflation in Africa.
- Angina, C. (2019). Operation Wealth Creation.
- Breckenridge, K. (2021). What happened to the theory of African capitalism? *Economy and society*, 50, 9 - 35.
- Breckenridge, K., & James, D. (2021). Recentring the margins: Theorizing African capitalism after 50 years. *Economy and society*, 50(1), 1-8. <https://doi.org/10.1080/03085147.2021.1854540>

- Chandler, C. I. R. (2019). Current accounts of antimicrobial resistance: stabilisation, individualisation and antibiotics as infrastructure. *Palgrave Communications*, 5(53).  
<https://doi.org/https://doi.org/10.1057/s41599-019-0263-4>
- Chandler, C. I. R., DiLiberto, D., Nayiga, S., Taaka, L., Nabirye, C., Kayendeke, M., Hutchinson, E., Kizito, J., Maiteki-Sebuguzi, C., Kanya, M., & Staedke, S. (2013). The PROCESS study: a protocol to evaluate the implementation, mechanisms of effect and context of an intervention to enhance public health centres in Tororo, Uganda *Implementation Science* 8(113).
- Denyer Willis, L., & Chandler, C. I. R. (2019). Quick fix for care, productivity, hygiene and inequality: reframing the entrenched problem of antibiotic overuse. *BMJ Global Health*, 4:e001590.
- Feierman, S. (1981). Therapy as a system-in-action in Northeastern Tanzania. *Social Science & Medicine. Part B: Medical Anthropology*, 15(3), 353-360. [https://doi.org/https://doi.org/10.1016/0160-7987\(81\)90060-0](https://doi.org/https://doi.org/10.1016/0160-7987(81)90060-0)
- Food and Agriculture Organisation of the United Nations. (2016). Drivers, dynamics and epidemiology of antimicrobial resistance in animal production.
- Freeman, C. (2014). *Entrepreneurial selves: Neoliberal respectability and making of a Caribbean Middle Class*. Duke University Press.
- Global Entrepreneurship Monitor. (2014).
- Gonzaga, B. (1999). *Health System Profile: Decentralisation of the health care system. A study of Tororo and Busia districts* (
- International Monetary Fund. (2019). Six Charts on How Elevated Global Uncertainty Is Creating Challenges for Sub-Saharan Africa.
- Kamat, V. R. (2006). "I thought it was only ordinary fever!" cultural knowledge and the micropolitics of therapy seeking for childhood febrile illness in Tanzania. *Social Science and Medicine*, 62(12), 2945-2959. [https://doi.org/S0277-9536\(05\)00647-7](https://doi.org/S0277-9536(05)00647-7)
- Kanya, M., Arinaitwe, E., Wanzira, H., Katureebe, A., Barusya, C., Kigozi, S. P., Kilama, M., Tatem, A. J., Rosenthal, P., Drakeley, J. C., Lindsay, S. W., Staedke, S., Smith, D. L., Greenhouse, B., & Dorsey, G. (2015). Malaria Transmission, Infection, and Disease at Three Sites with Varied Transmission Intensity in Uganda: Implications for Malaria Control. *American Journal of Tropical Medicine and Hygiene*, 92(5), 903-912.
- Kayendeke, M., Denyer Willis, L., Nayiga, S., Nabirye, C., Fortane, N., Staedke, S. G., & Chandler, C. I. R. Quick farming, a recipe for antibiotic use in pig and poultry production: an ethnographic study on farms in Wakiso district, Uganda. *In preparation*.
- Kjaer, A. M., & Muhumuza, F. (2009). *The new poverty agenda in Uganda* (
- Lubaale, G. (2019). Poverty in Uganda: Causes and Strategies for Reduction with Great Emphasis on Ethics and Ecological Justice. *Sociology and anthropology*, 7(1), 9-19. <https://doi.org/10.13189/sa.2019.070102>
- Lwanga-Ntale, C. (2015). Inequality in Uganda: Issues for discussion and further research. *Development*, 57(3-4), 601-617. <https://doi.org/10.1057/dev.2015.44>
- Mamdani, M. (1983). *Imperialism and Fascism in Uganda*. Heinemann Educational Books.
- Medicines and health service delivery monitoring unit. (2014). *Report on monitoring activities in Tororo district*
- Nabirye, C., Denyer Willis, L., Nayiga, S., Kayendeke, M., Staedke, S. G., & Chandler, C. I. R. (2021). Antibiotic 'entanglements': health, labour and everyday life in an urban informal settlement in Kampala, Uganda. *Critical Public Health*, 1-10. <https://doi.org/10.1080/09581596.2021.1994526>
- Nayiga, S., Kayendeke, M., Nabirye, C., Denyer Willis, L., Chandler, C. I. R., & Staedke, S. (2020). Use of antibiotics to treat humans and animals in Uganda: a cross-sectional survey of households and farmers in rural, urban and peri-urban settings. *Journal of Antimicrobial Resistance*, 2(4), dlaa082. <https://doi.org/10.1093/jacamr/dlaa082>

- Nichter, M. (2001). Risk, Vulnerability, and Harm Reduction: Preventing STIs in Southeast Asia by Antibiotic Prophylaxis, a Misguided Practice. *Cultural Perspectives on Reproductive Health*.
- Nichter, M. (2008). *Global Health. Why cultural perceptions, social representations, and biopolitics matter*. University of Arizona Press.
- Pandian, A. (2019). *A possible anthropology: Methods for uneasy times*. Duke University Press.
- Pariyo, G. W., Ekirapa-Kiracho, E., Okui, O., Rahman, M. H., Peterson, S., Bishai, D. M., Lucas, H., & Peters, D. H. (2009). Changes in utilization of health services among poor and rural residents in Uganda: are reforms benefitting the poor? *International Journal for Equity in Health*, 8(1), 39. <https://doi.org/10.1186/1475-9276-8-39>
- Prince, R. J. (2014a). Navigating “Global Health” in an East African City. In Making and Unmaking Public Health in Africa: Ethnographic and Historical Perspectives. Edited by R.J. Prince and R. Marsland. (Ohio University Press.
- Prince, R. J. (2014b). Precarious Projects: Conversions of (Biomedical) Knowledge in an East African City. *Medical Anthropology*, 33(1), 68-83. <https://doi.org/10.1080/01459740.2013.833918>
- Rubongoya, J. B. (2007). *Regime hegemony in Museveni's Uganda*. Palgrave Macmillan
- Saethre, E. J., & Stadler, J. (2010). Gelling medical knowledge: innovative pharmaceuticals, Saethreexperience, and perceptions of efficacy. *Anthropology and Medicine*, 17(1), 99-111.
- Stadler, J., & Saethre, E. J. (2010). Rumours about blood and reimbursements in a microbicide gel trial. *African Journal of AIDS Research*, 9(4), 345-353.
- Staedke, S., Chandler, C. I. R., DiLiberto, D., Maiteki-Sebuguzi, C., Nankya, F., Webb, E., Dorsey, G., & Kanya, M. (2013). The PRIME trial protocol: evaluating the impact of an intervention implemented in public health centres on management of malaria and health outcomes of children using a cluster-randomised design in Tororo, Uganda. *Implementation Science*, 8(1), 114. <https://doi.org/10.1186/1748-5908-8-114>
- Tabaro, R. (2018). Public Sector Provision of Free Agricultural Inputs in Uganda: The Rationale and Challenges of Operation Wealth Creation Programme. *Journal of Public Administration and Governance*, 8(2). <https://doi.org/10.5296/jpag.v8i2.13196>
- The state house of Uganda. (2012). President urges Sheema people on wealth creation. <https://doi.org/https://www.statehouse.go.ug/media/news/2012/07/01/president-urges-sheema-people-wealth-creation>
- Tompson, A. C., Manderson, L., & Chandler, C. I. R. (2021). Understanding antibiotic use: practices, structures and networks. *JAC-Antimicrobial Resistance*, 3(4). <https://doi.org/10.1093/jacamr/dlab150>
- Tororo District Local Government. (2015). *Tororo District Development Plan 2015-2020*.
- Tsing, A. L. (2005). *Friction. An Ethnography of Global Connection*. Princeton University Press.
- Uganda Bureau of Statistics. (2019). *Poverty maps of Uganda: Mapping the Spatial Distribution of Poor Households and Child Poverty Based on Data from the 2016/17 Uganda National Household Survey and the 2014 National Housing and Population Census* (
- Uganda Media Centre (Producer). (2021). *Speech by H.E Yoweri Kaguta Museveni President of the republic of Uganda at the swearing-in ceremony at Kololo ceremonial grounds*
- Uganda National NGO Forum. (2016). *Museveni's first 100 days. Report Card* (
- Uganda National Planning Authority. (2020). *Third National Development Plan (NDP III) 2020/21-2024/25*.
- Van der Geest, S., & Whyte, S. R. (1989). The Charm of Medicines: Metaphors and Metonyms. *Medical Anthropology Quarterly*, 3(4), 345-367.
- Whyte, S. R., van der Geest, S., & Hardon, A. (2002). *Social Lives of Medicines*. Cambridge University Press.

- Whyte, S. R., Whyte, M. A., Meinert, L., & Twebaze, J. (2013). *Therapeutic Clientship. Belonging in Uganda's Projectified Landscape of AIDS Care*. In J. Biehl & A. Petryna (Eds.). *When People Come First: Critical Studies in Global Health*. Princeton University Press.
- Wiegatz, J., Martiniello, G., & Greco, E. (2018). *Uganda: The dynamics of neoliberal transformation*. Zed Books Ltd
- World Health Organisation. (2002). Promoting rational use of medicines-WHO Policy perspectives on Medicines. 05.
- World Health Organisation. (2015). Global Action Plan on Antimicrobial Resistance.
- World Health Organisation. (2018). Country Cooperation strategy at a glance : Uganda.  
[https://apps.who.int/iris/bitstream/handle/10665/136975/ccsbrief\\_uga\\_en.pdf;jsessionid=D91E0486D1ED7C67C500862DD7FF2FEC?sequence=1](https://apps.who.int/iris/bitstream/handle/10665/136975/ccsbrief_uga_en.pdf;jsessionid=D91E0486D1ED7C67C500862DD7FF2FEC?sequence=1)
- World Organisation for Animal Health. (2015). OIE Standards, Guidelines and Resolution on antimicrobial resistance and the use of antimicrobial agents.

### **6.3 Chapter summary**

This paper has described how antibiotics mitigate the many risks encountered in everyday life, and how these relate to wider political and economic imperatives. Chapter 7 extends the findings presented in this chapter by focusing on the context of prescribing and dispensing antibiotics in primary care public health facilities that serve the households in the local area.





## **Chapter 7 The context of prescribing and dispensing antibiotics**

### **7.1 Chapter Introduction**

This chapter addresses Objective 3, to understand what is at stake for human care providers when prescribing or dispensing antibiotics. It takes the form of a paper which presents findings from ethnographic research conducted with healthcare providers from two government Health Centre (HC) IIs in Nagongera, Tororo. This paper has been published in the peer-reviewed journal *Global Public Health*. A core response to the continued increase in antibiotic use, especially in low-and middle-income countries, has been to export models of stewardship around the world. However, few stewardship interventions in healthcare settings have been piloted in LMICs, with a critical gap in how these might operate in primary care. The aim of this paper is to provide an understanding of antibiotic prescribing practices in lower-level health care facilities in the presence of the clinical guidelines that are held as a cornerstone of antimicrobial stewardship programmes. In a context of scarcity where 'care' is characterized by delivery of medicines, clinical practice was shaped by availability of resources, and professional and patient expectations, as much as by the clinical guidelines. This suggests that successful antimicrobial stewardship programmes will require a better understanding of clinical practice and expectations of care in relation to and beyond the framework of guidelines.

### **7.2 Research Paper**

The research paper cover sheet is presented below, followed by the paper itself.

## RESEARCH PAPER COVER SHEET

Please note that a cover sheet must be completed for each research paper included within a thesis.

### SECTION A – Student Details

<b>Student ID Number</b>	1702759/RPHP	<b>Title</b>	Ms
<b>First Name(s)</b>	Susan		
<b>Surname/Family Name</b>	Nayiga		
<b>Thesis Title</b>	Antibiotics in Society: a multi-sited ethnography in rural and urban Uganda		
<b>Primary Supervisor</b>	Prof. Clare Chandler		

If the Research Paper has previously been published please complete Section B, if not please move to Section C.

### SECTION B – Paper already published

Where was the work published?	Global Public Health		
When was the work published?	27 <sup>th</sup> February 2022		
If the work was published prior to registration for your research degree, give a brief rationale for its inclusion	Not applicable		
Have you retained the copyright for the work?*	Yes	Was the work subject to academic peer review?	Yes

\*If yes, please attach evidence of retention. If no, or if the work is being included in its published format, please attach evidence of permission from the copyright holder (publisher or other author) to include this work.

## **SECTION C – Prepared for publication, but not yet published**

Where is the work intended to be published?	
Please list the paper's authors in the intended authorship order:	
Stage of publication	

## **SECTION D – Multi-authored work**

For multi-authored work, give full details of your role in the research included in the paper and in the preparation of the paper. (Attach a further sheet if necessary)	I led the data collection, analysis and preparation of the paper.
--	---

## **SECTION E**

<b>Student Signature</b>	
<b>Date</b>	29th July 2021

<b>Supervisor Signature</b>	C.I.R.Chandler
<b>Date</b>	31.7.2021

# **Reconciling imperatives: Clinical guidelines, antibiotic prescribing and the enactment of good care in lower-level health facilities in Tororo, Uganda**

Susan Nayiga\*<sup>1,3</sup>, Laurie Denyer Willis<sup>2</sup>, Sarah G Staedke<sup>1,4</sup>, and Clare IR Chandler<sup>3</sup>

## **Affiliations**

<sup>1</sup> Infectious Diseases Research Collaboration, 2C Nakasero Hill Road, Kampala, Uganda

<sup>2</sup> Department of Social Anthropology, The University of Edinburgh, Chrystal Macmillan Building, 15a George Square, Edinburgh, EH8 9LD

<sup>3</sup> Department of Global Health and Development, London School of Hygiene & Tropical Medicine, 15-17 Tavistock Place, London WC1H 9SH

<sup>4</sup> Department of Clinical Research, London School of Hygiene & Tropical Medicine, Keppel Street, London WC1E 7HT

\*Corresponding author. Email address: [susannaiga@gmail.com](mailto:susannaiga@gmail.com) Telephone number: +256 776 489 609

## **Abstract**

Faced with the threat of antimicrobial resistance, health workers are urged to reduce unnecessary prescription of antimicrobials. Clinical guidelines are expected to form the basis of prescribing decisions in practice. Emerging through evaluations of best practice – bundling clinical, technological and economic dimensions – guidelines also create benchmarks through which practice can be assessed with metrics. To understand the relationships between guidelines and practice in the prescribing and dispensing of antibiotics, ethnographic fieldwork was undertaken in lower-level health care facilities in rural Eastern Uganda for 10 months between January and October 2020, involving direct observations during and outside of clinics and interviews with staff. In a context of scarcity, where ‘care’ is characterized by delivery of medicines, and is constituted beyond algorithmic outputs, we observed that clinical practice was shaped by availability of resources, and professional and patient expectations, as much as by the clinical guidelines. For stewardship to care for patients as well as for medicines, a better understanding of clinical practice and expectations of care is required in relation to and beyond clinical guidelines.

**Key words:** Antibiotics; Healthcare facilities; Uganda; Stewardship; Care; Guidelines

## **Introduction**

It was getting late in the afternoon in Nagongera, Eastern Uganda. Awor, a midwife, was the ‘in charge’ for the day, and running the three-roomed health centre alone. While in the consultation room she obtained the clinical history of patients, wrote diagnoses, and completed the outpatient register. She then went to the laboratory to conduct rapid diagnostic tests and fill out the laboratory register. From there, she moved to the dispensing room to give patients the medicines prescribed. Her colleague

Aketch, a nurse, was carrying out an immunisation outreach in the neighbouring village. Awor had seen 9 patients since opening the doors that morning and there were over 10 patients waiting to see her still. A 19 year old woman entered the consultation room with an almost inaudible greeting to which Awor responded briefly and reached out for the patient book. She then looked at the woman who was seated on a chair facing her, and readied herself to listen to her health complaints. The woman explained that she had a persistent headache, felt pain when passing urine and had pain in the stomach. Awor asked her to indicate on her body where she felt the pain. The woman touched the lower part of her abdomen. Without asking further questions, Awor wrote in the patient's record book. She diagnosed the woman with a urinary tract infection and wrote a prescription for her including two antibiotics – nitrofurantoin and doxycycline – and paracetamol. The current clinical guidelines specified Awor should carry out a urine analysis – using a urine dipstick test and microscopy which were never available at the health centre – and if positive prescribe nitrofurantoin, but not usually doxycycline. She told the patient to sit in the waiting area next to the dispensing window and turned to explain the case to SN, saying that it was common for adolescent girls to contract urinary tract infections. She flipped the pages in the patient's record book, reading through to understand her past medical history. She said that on her last visit at one of the government health centres in the area, the woman had been diagnosed with a urinary tract infection and prescribed doxycycline. Awor wondered if the urinary tract infection was not responding to treatment and she considered changing the antibiotic prescription to another antibiotic, levofloxacin, which Awor considered effective for treating persistent infections. However, because levofloxacin was not available at the health centre Awor worried that it might not be affordable at the local pharmacies. Awor continued to read through the previous treatment that the woman had received and then she told me (SN) that the problem might be taking frequent self-treatment with antibiotics adding that '*with adolescent girls, you can never know*'. Awor then called the woman back to the consultation room and asked her to explain how she had taken the last treatment with doxycycline. The

woman explained that she had taken it every 6 hours. Awor told her that she was supposed to take it every 12 hours. She then decided to change the prescription to ciprofloxacin, the second line treatment, which was available at the health centre. She believed ciprofloxacin was a strong antibiotic that would be effective for this woman's infection. Throughout this encounter, Awor did not directly mention drug resistance as the cause for needing a stronger antibiotic treatment although this was implied by her concern that the patient had taken repeated courses of antibiotics.

At a health centre used to routine stockouts, more patients than time or health workers can adequately address, and a high prevalence of recurrent infection in the region, the case above reflects the complexity of providing 'good care' in a primary health care facility in a context of scarcity in rural East Africa where this research took place. Increasingly, however, health workers like Awor have been tasked with juggling even more complexity within this kind of routine encounter: pressure is mounting to make and amend their decisions around treatment and care within the guidelines laid out by antimicrobial stewardship programmes that aim to achieve the goal of optimising antimicrobial use in healthcare settings.

Antimicrobial resistance (AMR) is an increasing public health threat worldwide, which is understood to be driven by the widespread use of antimicrobials. High levels of antibiotic use have been reported in some low and middle income countries (LMICs) although country level data is limited (World Health Organisation, 2021). To minimize the spread of AMR, global health actors and policy makers have emphasized the need to reduce the use of antibiotics, but this is a challenging task (Cañada, 2021). The World Health Organisation's Global Action Plan (GAP) on AMR highlights the need for antimicrobial stewardship to ensure that antimicrobials remain effective for use by current and future generations (World Health Organisation, 2015). Stewardship interventions are envisioned to reach prescribers,



dispensers, patients, policy makers and the general public. So far, stewardship programmes in hospitals have shown some success in high income (Davey et al., 2017) and low income country settings (Akpan et al., 2020; D'Arcy et al., 2021; Kerr et al., 2021) but few have been piloted in LMICs, particularly in outpatient treatment settings (Wilkinson et al., 2018b).

Clinical guidelines provide a platform through which global and national actors can govern care; they emerge through evaluations of best practice – bundling clinical, technological and economic dimensions – and they create metrics through which to assess practice (Dixon and Chandler, 2019). On the global health stage, guidelines become a device through which to parse complexities of care across multiple contexts; by altering the algorithm of a guideline in one setting, the number of antibiotic prescriptions could be reduced in another. Prescribing practice can be benchmarked against the latest guidelines which is a key tenet of antimicrobial stewardship programmes. Guidelines connect places and people, through paper, technology or networks of learning, and can be understood as an actor, part of the assemblage that creates cases, epidemiology, material flows and ultimately shape care (Tompson and Chandler, 2021). However, the practice at the end of a guideline's journey is not solely informed by the parameters of the written algorithm. Clinical practice must be understood as situated, contingent upon patterns of resources, professional and patient expectations, and algorithms that guide care (Beisel et al., 2016; Chandler et al., 2008; Street, 2014). For stewardship to care for patients as well as medicines, a better understanding is required of clinical practice and how guidelines translate in different settings.

In this paper we open up the tension between an emphasis on clinical guidelines and the wider remit of health workers to provide care. Practices that we see as part of care are best understood within their context. Aryn (2015), for example, writes that 'what care looks and feels like is both context-specific and perspective-dependent' (p1) (Aryn et al., 2015). Focusing on the way care is brought into being, Mol

(2008) argues that ‘good care is something that grows out of collaborative and continuing attempts to attune knowledge and technologies to diseased bodies and complex lives’ (p2)(Mol, 2008). Building on Aryn and Mol’s work, we consider how conditions of scarcity adapt what care becomes, in a context that has been on the continuous receiving end of transnational intervention that has reinforced a pharmaceuticalised form of case management (Dixon and Chandler 2019). In this way, this paper provides new considerations for antimicrobial stewardship programmes: it demonstrates how clinical guidelines co-exist with other strategies to achieve care in settings where resources are limited.

## **Action on antimicrobial resistance in Uganda**

Following the initiation of the World Health Organisation (WHO) Global Action Plan on AMR in 2015, outlining mechanisms for containing AMR, a country assessment of efforts to curb AMR was conducted by the Global Health Security Agenda in 2015 revealing that there were no coordinated efforts in Uganda to address AMR (Uganda National Academy of Sciences, 2015). Aiming to develop an action plan for AMR to draw stakeholders together, a situational analysis of AMR in Uganda supported by the Uganda National Academy of Sciences (UNAS) and the Center for Disease Dynamic, Economic and Policy (CDDEP) under the Global Antibiotic Resistance Partnership (GARP)-Uganda revealed increasing trends in AMR (Uganda National Academy of Sciences, 2015). The situational analysis that was conducted in 2015, following a blueprint used in multiple LMICs, focused on quantification of gaps – between what people should do and know, and what was captured in practice. This included a particular focus on the size of inappropriate treatment, and the gap in knowledge and practice. The report also highlighted limited awareness among the public, policy makers, prescribers and other professionals about AMR and its consequences.

The AMR situational analysis and recommendations made by UNAS in 2015 informed a number of revisions focusing on antimicrobials in the 2016 clinical guidelines. The Appropriate Medicines Use Unit housed in the Health Services, Pharmacy department of the Ministry of Health made revisions leading to the 2016 clinical guidelines through a six-month process involving consultations with public health programme staff, medical experts and health workers of all cadres guided by scientific evidence, expert knowledge of the Ministry of Health and the WHO considering socio-cultural factors, health system resources and cost effectiveness of resources (Uganda Ministry of Health, 2016b,2017). The 2016 guidelines stressed the need to ensure high standards of quality and efficiency in service delivery, an efficient medicines and health supplies procurement and supply system and efficient use of limited resources to improve rational prescribing (Uganda Ministry of Health, 2016b). The 2016 Essential Medicines and Health Supplies List for Uganda was harmonized with the clinical guidelines of 2016 to reflect medicines and diagnostic requirements for management of common conditions classified by the “level of care” corresponding to the services available at those levels, and also by the vital, essential and necessary classification (Uganda Ministry of Health, 2016a). Operating under a rubric of rational drug use as promoted by the WHO since 1985 as defined at a conference of experts in Nairobi (World Health Organisation, 1985), the 2016 guidelines emphasize the need to promote *access*, *clinical effectiveness* and appropriate use of *resources* to prevent negative consequences such as antimicrobial resistance. The guidelines also include a section on AMR highlighting its drivers and listing actions that can be taken by health workers and patients to curb the problem.

In 2018, Uganda’s National Action Plan (NAP) on AMR was launched by the Ministries of Health, Agriculture, Animal industry and Fisheries and Water and Environment, emphasising the need to promote the prudent use of antimicrobial agents. The NAP summarised activities to characterize and situate the AMR problem in Uganda, guided by numerous international actors and frameworks. The NAP includes a strategic objective to optimise the use of antimicrobial drugs through effective stewardship

practices (Government of Uganda, 2018). Achieving optimal antimicrobial use is understood to require 'strengthening technical and regulatory frameworks, ensuring availability of appropriate medicines and changing behaviour among prescribers, dispensers and consumers'. Antimicrobial stewardship programmes target prescriber behaviour change through interventions designed to promote the appropriate prescription of antibiotics. Antimicrobial stewardship interventions consist of planned activities, including (1) regularly updating and ensuring availability of guidelines, (2) supporting proper functioning of medicines and therapeutics committees in all health care facilities, and (3) disseminating antimicrobial stewardship working manuals. These activities are coordinated by a Technical Working Committee on Antimicrobial Stewardship, Optimal access and use of antimicrobials constituting officials from the Ministries of Health, Agriculture Animal industry and Fisheries and Water and Environment and other partners led by the Ministry of Health, Health Services, Pharmacy department.

## **Methods**

Ethnographic fieldwork took place between 22 January 2020 and 26 February 2020 and 5 October 2020 and 29 October 2020 in Tororo district. The ethnographic research was conducted with healthcare providers from two government Health Centre (HC) IIs. HCIs are the entry point of the multi layered public health system in Uganda with HCIs at parish level, HCIIIs at sub county level, HCIVs at county level, district hospitals, regional referral hospitals and a national referral hospital. An ethnographic approach aiming to capture the context of prescribing and dispensing antibiotics as part of our Antimicrobials In Society research project (Antimicrobials In Society Hub, 2017) was considered most appropriate for exploring the lived realities of health care provision in rural health centres. The ethnographic research was led by SN, a Uganda Social Scientist that had conducted in-depth ethnographic fieldwork in households located in the catchment area of the two-level public health

facilities where this research was conducted. SN carried out fieldwork over eight weeks including five weeks of participant observations in one health centre (HCA) and three weeks in a second (HCB). She stayed at the health centres for 5 to 7 hours, three days a week. Written consent for participant observations and interviews was obtained from health facility staff at recruitment. During her time at the health facility, SN positioned herself in the consultation room assisting with simple administrative tasks such as recording patient information in the outpatient department register. This enabled her to observe interactions between health workers and patients during consultations, witnessing the process of diagnosing and treating patients. Between May and June 2020, fieldwork was restricted due to the COVID-19 pandemic, so follow-up interviews with health workers were conducted remotely by phone.

## **Study setting**

Tororo is a rural district located near the Kenyan border, with an estimated population of 517,080 residents living in 102,492 households (Uganda Bureau of Statistics, 2017a). Tororo is an agricultural community, with over 70% of the population involved in subsistence farming (Tororo District Local Government, 2015). Poverty is common in Tororo, with over 50% of the population living on less than 1 USD per day (ibid). Tororo has 65 government health facilities, but most lack equipment, electricity, running water and essential health workers and suffer frequent stock outs of supplies (Medicines and health service delivery monitoring unit, 2014). In Tororo, there is one doctor for every 43,144 residents, compared to one doctor for every 20,000 residents at the national level (Tororo District Local Government, 2015). Following decentralization of Uganda health systems in 1993/1994 (Gonzaga, 1999), NGOs and the private sector proliferated, playing a larger role in the provision of health care (ibid). Most local residents rely on the private sector, including drug shops and clinics (Nayiga et al., 2020).

## Primary health care in Tororo

The health centres in this study were out-patient clinics that managed common diseases affecting local residents, such as malaria and offered antenatal care. HCA, which had opened in September 2019, was located in a five roomed building. The health facility was run by a midwife who normally shared roles with one nurse. HCB had been in operation for over five years and was run by a nurse, a nursing assistant and a volunteer. HCB was located in a three roomed house and thus space for work was limited. All the work was done in one room. On average about 25 patients were seen daily at both health centres except following the National Medical Stores medicines delivery. On those days, up to 40 patients might present.

HCIIs have limited laboratory capacity and basic equipment. At HCA, only malaria rapid diagnostic tests (RDTs) could be done while at HCB RDTs were available for HIV, syphilis and malaria. HCA had a weighing scale and a blood pressure machine but neither piece of equipment was functioning six months later because the batteries had not been replaced. At HCB, the digital weighing scale was old and faulty and there was no blood pressure machine. Both health centres did not have thermometers, running water and electricity. The National Medical Stores supplied HCIIs a limited range of medicines that were considered 'essential' at this level of care. For instance, antibiotics supplied included amoxicillin, nitrofurantoin, metronidazole, doxycycline, and ciprofloxacin. Stock outs of antibiotics were common at the health centres.

In both health centres, one book copy of the Uganda Clinical Guidelines 2012 (National guidelines for management of common conditions) was available and kept on the table in the consultation room.

Notably, the latest version of the clinical guidelines - Uganda Clinical Guidelines (UCG) 2016 had not yet been supplied to the health centres when we carried out this fieldwork. The guidelines were perceived

by health workers as the yardstick for measuring health worker performance when it came to patient management and use of medicines. Interestingly, recognition by health workers of the underlying values of the guidelines contrasted the way the guidelines were used in practice. In the global health community, AMR is currently framed as a problem arising from irrational use of antimicrobials by health care providers who are said to be injudiciously prescribing it. Understanding the context of antibiotic prescribing brings to the fore, how narrow and removed from the realities of healthcare settings in Uganda the current focus on 'rational use' of antibiotics is, particularly in settings characterised by scarcity of resources. We observed that clinical practice in lower-level health facilities in Nagongera, Tororo was shaped by patterns of resources, professional and patient expectations as much as by the guidelines as we explain further in the next sections.

## **Results**

We found that clinical guidelines were present, and known in the health facilities, but seemed to co-exist with clinical practice rather than dictate it. In reality, health workers would go days without consulting the guidelines except for when they were faced with complicated, rare or confusing cases. In the first part of this section, we focus on scenarios where the health workers consulted the clinical guidelines but did not find them helpful. Then, we describe how health workers negotiated resource constraints at the health centre. Lastly, we describe efforts of health workers to cover possible infection using antibiotics.

### **Shortcomings of the clinical guidelines in everyday practice at the health centre**

*'You know changing giving of medicine, it becomes a bit tricky because we always use the same guideline unless that guideline changes, that is when you change the way of giving medicine. So*

*you need to follow that guideline and it is the book we always use. I even showed you my bible (referring to the clinical guidelines) there.'*

Obbo, a nurse in HCB, explained his view of the guidelines to SN when they discussed ongoing efforts to address what was described as 'inappropriate' prescription of medicines by health workers. Obbo was a nursing assistant in his late forties and had served as a health worker in three government health centres in the local area for close to twenty years. Being originally from the area, Obbo personally knew most of the patients that presented at the health centre and was very popular. Obbo was also the chairman of the parent teacher's association of one of the secondary schools in the local area. Faced with challenges of lack of accommodation at the health centre and high costs of transport to get there, the health workers at HCB had agreed on a schedule of who worked on what days. On one Monday morning, Obbo was working alone at the health centre. A 13-year-old boy presented with a headache and difficulty swallowing food because of pain in the throat. Obbo consulted the clinical guidelines but after a while flipping through the pages he closed the book and said '*some conditions are not included in the guidelines*'. He then decided to classify the boy's condition as tonsillitis, and he said that he would prescribe what he would have prescribed for cough adding that '*the easy thing for us here is amoxicillin*'. He instructed the boy to go to a drug shop and buy amoxicillin because it was out of stock at the health centre.

Amoxicillin was described by health workers as the penicillin drug of choice at HCIs. '*We are supplied 8 tins of amoxicillin to last two months but it gets used up in one and a half months and then we ask patients to buy it*', Aketch a nurse at HCA said as she explained that amoxicillin was used to treat so many conditions at the health centre. Aketch, a vibrant woman in her early thirties had been recently recruited. She had previously worked in a private hospital in the neighbouring district. She said that she



had always aspired to work in a government health facility because of the job security and the opportunities for further studies that the job offered. She made plans to enrol for a degree in nursing after two years of serving at the health centre. She also planned to take a bank loan and invest in land. One afternoon, Aketch treated a neonate that presented with a fever and cough. Aketch examined the child's umbilical cord and said it had broken off leaving a wound that looked like it was being poorly managed. She consulted her colleague Awor, a midwife in charge of the HCII, to help with the management of the neonate. Awor was a reserved and calm woman in her fifties and had been a health worker for over 15 years. Awor had worked in a hospital in Northern Uganda for several years and in a HCIII and HCII in the local area before joining HCA. On examining the baby's umbilical cord, Awor suggested that they prescribe ampicillin syrup but wondered whether the mother would be able to find it in the local drug shops. Puzzled about the cause of the fever and cough, the health workers turned to the clinical guidelines section on neonatal infections. *'This book is too brief and summarised'*, Aketch said, explaining that they were not able to find the guidance they needed for this case. They diagnosed the neonate with bacterial infection with abdominal colic and asked the caretaker to buy ampicillin syrup as it was not available at the health facility.

These scenarios reflect some of the challenges that health workers faced on the few occasions that we observed them consult the guidelines. The guidelines were sometimes found to be brief, vague and not exhaustive for some conditions. At the same time, providing care meant that health care workers had to make adjustments to suit the actual availability of antibiotics in the clinic, the ability of patients to pay (or not) for other antibiotics elsewhere, and whether private pharmacies would have an antibiotic available too.

## Negotiating resource constraints at the health centre

We observed that nurses' conclusions on possible bacterial infections seemed to be based on patient symptoms. This was the case when Aketch managed a 20-year-old woman that presented with a discharge, sores and itching of her private parts as well as lower abdominal pain. Aketch explained that based on these symptoms, she would have wanted to test this woman's urine and blood. She suspected that the woman had candida, a urinary tract infection or syphilis and so she prescribed metronidazole, doxycycline, clotrimazole cream, ibuprofen and nitrofurantoin. Aketch said that usually patients ended up leaving the health facility with three or four antibiotics because treatment was presumptive. She explained that each antibiotic she prescribed targeted a specific problem and system in the body. What we see here is an effort on Akech's part to provide good care for infections in a context of scarcity, providing insights into some of the reasons behind health worker prescription practices.

Nurses were faced with cases that were complex and did not fit neatly within the guidelines. They often complained about having to make diagnoses which they considered to be beyond their scope of training. They explained to SN that clinicians and medical officers would be expected to do more investigations and give more precise diagnoses. However, Ugandan clinicians can be found in HCIIIs in the Ugandan public health system while medical doctors are stationed in health centre IVs and district hospitals. Nurses often gave broad diagnoses allowing them to prescribe the antibiotics that were available at the health centre as Awor explained. She said;

*'It is hard to diagnose these conditions. That is the reason we end up going with broad diagnoses like acute respiratory tract infection (ARTI). ARTI could include common cold, bronchitis, TB and many others. Because we are not sure what the actual ARTI is, and we have no capacity to test*

*we go with the broad category and it is known that this class of diseases is treated with antibiotics and so we prescribe the antibiotics.'*

Persistence of patient symptoms following treatment with an antibiotic was sometimes interpreted by nurses to be an indicator of a possible bacterial infection. One morning at the health centre, a woman came into the consultation room with an 8 month old baby boy. She explained that he was having difficulty breathing and that his nose was blocked. Awor observed the movement of the baby's chest and said his breathing was fine. She felt the baby's forehead using the back of her hand and said the body was not hot. Nonetheless, she sent them to the next room for a malaria RDT which was negative. Awor wrote the diagnosis of bacterial infection and asked the mother if she could afford to buy erythromycin syrup for the child and the mother said yes. Awor told SN that two weeks ago this baby was brought to the health facility with a cough and she prescribed amoxicillin. Now that the mother had brought him back with the same complaint, she suspected that the cough was bacterial but was not covered by amoxicillin so she prescribed erythromycin, which she considered to be a strong antibiotic. She said that if the cough persisted after the child has been given erythromycin, then she would opt for stronger antibiotics such as azithromycin and cefalexin.

### **Antibiotics to cover possible infection**

Health workers occasionally prescribed antibiotics that would be described as 'inappropriate' if they anticipated delays in following recommendations for referral to a higher-level health centre. Health workers explained that patients many times did not follow through with referrals because of concerns that they would get admitted or find large numbers of patients and sometimes not even find drugs there. Aketch explained that;

*'When a patient presents with certain complaints that you feel require further investigation and you need to refer to the HCIII, you cannot just let them go with no medicine. You have to give them something for the first five days as they organise to go to the health centre and usually this includes an antibiotic.'*

This was the case for a 70 year old man that presented at the health centre with pain in his hand and the joints of his shoulder, swollen feet and running short of breath. On measuring the patient's blood pressure, Aketch said it was low, as was his pulse. Aketch said that the symptoms this man had, pointed to a problem with the heart. Awor said that they needed to prescribe an antibiotic because they did not know the root cause of these problems. She said they needed to give a strong antibiotic like ciprofloxacin because the old man could have had tuberculosis. The old man was diagnosed with hypotension, and injury to the shoulder joint and prescribed ciprofloxacin, dexamethasone, fefan and vitamin B complex. They referred the patient to the HCIV for further management. Anticipatory use of antibiotics was also observed where possible infection was perceived by the health worker. One day, Awor managed a case of two girls that she classified as having scabies. She prescribed benzyl benzoate solution but also decided to give amoxicillin in addition for possible infection as she explained saying: *'The amoxicillin in this case is to manage the possible infection from the pus that comes with the scabies skin infection that may spread in the blood stream if not managed'*. At the core of the nurses' everyday practice was the desire to give good care. Caring for patients in this setting required going beyond the framework of the guidelines to accommodate the health facility capacity and the social context.

## Discussion

Clinical guidelines are a fundamental tool that antimicrobial stewardship programmes rely on to guide, change – and assess – clinical practice. Introduction of new medicines, changes in international and local policies, technologies, diagnostic tests and diseases inform revisions of clinical guidelines by experts at the national level with the expectation that this will translate into changes in clinical practice across multiple health care settings. Our ethnographic observations and interviews with health workers in lower-level public health facilities contribute a fine-grained analysis of the context of prescribing and dispensing antibiotics in the presence of guidelines in the everyday life of the clinic. Our findings reveal that clinical practice is shaped by patterns of resources, health worker training and patient expectations supported by information provided in the clinical guidelines. In a context of scarcity, antibiotics are vehicles of care enabling health workers to cope with gaps in laboratory capacity and health worker training as well as managing possible infection. Although antimicrobial stewardship programmes emphasize protection of medicines to curb resistance, in practice health workers in lower-level health facilities are focused on prescribing antibiotics available in their limited arsenal, hoping to treat possible resistant infections, cover possible infection, and provide prophylaxis to prevent bacterial infections from developing. For antimicrobial stewardship programmes to protect medicines as well as care for patients, clinical practice must be understood both in relation to and beyond the framework of the clinical guidelines.

The implementation of clinical guidelines intended to establish a strong foundation for the appropriate and efficient use of medicines by restricting these commodities is a potential challenge for front line workers in low-income settings where health care has often been reduced to the provision of medicines (Dixon and Chandler, 2019). The focus on antimicrobial stewardship amidst increasing concerns about

AMR conflicts with the notion of good care built around medicines in low-income settings as it emphasises protection of medicines by restriction (MacPherson et al., 2021). The evidence from this research calls for the widening of the focus of antimicrobial stewardship beyond prescriber practices so as to understand the potential harm of emphasizing the use of clinical guidelines in a context of scarcity. Antimicrobial stewardship needs to address care itself by returning to the basics that emphasize care without medicines such as counselling and support of patients but also the inequities written into the health system (Denyer Willis and Chandler, 2019). In addition, we found that in the absence of latest clinical guidelines of 2016 in the HCIs, health workers relied on the 2012 guidelines, which only briefly described some of the topics. Expanding the guidelines to include more information on the differential diagnosis would encourage health workers to think beyond antibiotics. The absence of updated guidelines is a gap that needs to be addressed in lower-level health facilities if clinical practice is to be impacted by the revision of clinical guidelines.

Health worker decisions sometimes conflicted with the values of ‘appropriate medicine use’ underlying the clinical guidelines as they turned to antibiotics as quick fixes for care in a broken health system (Denyer Willis and Chandler, 2019). Beyond the framing of the problem of irrational use of medicines among health workers as rooted in the lack of knowledge about optimal use of antimicrobials (Kamuhabwa and Silumbe, 2013), what we observed was health workers tailoring their use of the clinical guidelines (or not) to accommodate their limited training and the lack of resources in their setting as has been observed elsewhere in the use of medicines and technologies (Boonen et al., 2017; Tarrant et al., 2021; Tarrant et al., 2020). Optimising antibiotic use calls for recognition that clinical guidelines are not received in a vacuum and as such clinical practice is shaped by patterns of resources, health worker training and patient expectations (Broom J et al., 2020; Nabirye et al., 2021; Yantzi et al., 2019) as much

as the guidelines. In addition, understanding the logic behind health worker prescription decisions would be key in designing locally relevant stewardship intervention packages.

In our research setting, we found that health workers suspected resistance when a patient seemed to have failed on an antibiotic informing their decision to prescribe what they considered to be a stronger antibiotic. The practice of recognising resistance through treatment failure and turning to stronger antibiotics has also been reported in studies conducted in other LMICs (Cañada, 2021; Pearson and Chandler, 2019). The continued focus on resistance by stewardship programmes may have an unintended consequence of driving unnecessary use of antibiotics if not addressed (Pearson and Chandler, 2019). In addition, other scenarios such as the management of infections with bacteria that were not covered by the originally prescribed antibiotic and management of non-bacterial infections as well as non-infectious causes of infection would have to be addressed as part of stewardship intervention packages.

The stories presented in this paper contribute to a growing body of critical global health scholarship that highlights how global health initiatives impact care in ways that may not be beneficial to the local populations in resource constrained contexts (Biehl, 2016; McKay, 2018; Whyte et al., 2013). Health interventions implemented with a narrow focus of addressing one or two health problems often have had the unintended consequence of creating a situation of ‘abundance and scarcity’ that undermines local healthcare systems (Brown, 2015; Prince and Otieno, 2014). Dominance of the global north in shaping the global health agenda and policies, as we see with AMR, is a reflection of the way that global health continues to operate as an apparatus of coloniality enabling and maintaining global health inequities (Anderson, 2014; Biehl, 2016; Richardson, 2020). Some elements of global AMR policies such as following a guideline and relying on laboratory diagnoses to guide antibiotic prescription have been

shown to be ‘non-scalable’ in low resource-contexts where laboratories are very few (Cañada, 2021). In a context of scarcity, clinical practice is tailored to accommodate deficiencies in the health care system (MacPherson et al., 2021; Nabirye et al., 2021; Prince and Otieno, 2014), and so health worker practices need to be understood beyond a rubric of ‘noncompliance’. Disseminating clinical guidelines alone is not enough to see a reduction in antibiotic use in healthcare settings. Beyond disseminating guidelines, antimicrobial stewardship programmes will also require investment in the health infrastructure to improve health workers’ ability to deliver quality care beyond the provision of medicines.

## **Acknowledgements**

We wish to thank the health care providers in Tororo that made it possible to collect the data presented in this paper. We are grateful to the Tororo district health team that provided support and guidance during the data collection process.

## **Funding**

This study was funded under the Antimicrobials In Society (AMIS) grant awarded by the Economic and Social Research Council (ESRC) on behalf of the Antimicrobial Resistance Cross Council Initiative supported by the seven Research Councils UK (RCUK) in partnership with other funders [ES/P008100/1], and the Fogarty International Center of the National Institutes of Health (NIH) under Award Number D43TW010526.

## **Ethics clearance**

We obtained ethics approval for the study from the School of Biomedical Sciences Research and Ethics Committee, Makerere University College of Health of Sciences (SBSREC REF no.562), the Uganda



National Council for Science and Technology (SS 4679) and the London School of Hygiene and Tropical Medicine Ethics Committee (LSHTM Ethics Ref: 15244).

## Declaration of interest

None to declare.

## References

- Akpan, M. R., Isemin, N. U., Udoh, A. E., & Ashiru-Oredope, D. (2020). Implementation of antimicrobial stewardship programmes in African countries: a systematic literature review. *Journal of Global Antimicrobial Resistance*, 22, 317-324. <https://doi.org/https://doi.org/10.1016/j.jgar.2020.03.009>
- Anderson, W. (2014). Making Global Health History: The Postcolonial Worldliness of Biomedicine. 27(2), 372-384.
- Antimicrobials In Society Hub. (2017). *Antimicrobials In Society (AMIS): Fresh approaches to the study of antimicrobials in society*. Retrieved January 26th 2022 from <https://antimicrobialsinsociety.org/>
- Aryn, M., Myers, N., & Vis, A. (2015). The politics of care in technoscience. *Social Studies of Science* 45(5), 625-641.
- Beisel, U., Umlauf, R., Hutchinson, E., & Chandler, C. I. R. (2016). The complexities of simple technologies: re-imagining the role of rapid diagnostic tests in malaria control efforts *Malaria Journal*, 15(64). <https://doi.org/https://doi.org/10.1186/s12936-016-1083-2>
- Biehl, J. (2016). Theorising global health. *Medical Anthropology Theory*, 3(2), 127-142.
- Boonen, M. J., Vosman, F. J., & Niemeijer, A. R. (2017). Tinker, tailor, deliberate. An ethnographic inquiry into the institutionalized practice of bar-coded medication administration technology by nurses. *Applied Nursing Research*, 33, 30-35.
- Broom J, Broom A, Kenny K, & M., C. (2020). Antimicrobial overuse in India: A symptom of broader societal issues including resource limitations and financial pressures. *Global Public Health*, 16(7), 1079-1087. <https://doi.org/10.1080/17441692.2020.1839930>.
- Brown, H. (2015). Global health partnerships, governance, and sovereign responsibility in western Kenya. *American Ethnologist*, 42(2), 340-355.
- Cañada, J. (2021). Scalability and partial connections in tackling antimicrobial resistance in West Africa. In *With Microbes*, Brives, C., Rest, M. & Sariola, S. (Eds.) ((pp. 165-183). Mattering Press. <https://doi.org/10.28938/9781912729180>
- Chandler, C. I. R., Jones, C., Boniface, G., Juma, K., Reyburn, H., & Whitty, C. J. M. (2008). Guidelines and mindlines: why do clinical staff over-diagnose malaria in Tanzania? A qualitative study. *Malaria Journal*, 7(53). <https://doi.org/10.1186/1475-2875-7-53>

- D'Arcy, N., Ashiru-Oredope, D., Olaoye, O., Afriyie, D., Akello, Z., Ankrah, D., Asima, D. M., Banda, D. C., Barrett, S., Brandish, C., Brayson, J., Benedict, P., Dodoo, C. C., Garraghan, F., Hoyelah, J., Sr., Jani, Y., Kitutu, F. E., Kizito, I. M., Labi, A. K., Mirfenderesky, M., Murdan, S., Murray, C., Obeng-Nkrumah, N., Olum, W. J., Opintan, J. A., Panford-Quainoo, E., Pauwels, I., Sefah, I., Sneddon, J., St Clair Jones, A., & Versporten, A. (2021). Antibiotic Prescribing Patterns in Ghana, Uganda, Zambia and Tanzania Hospitals: Results from the Global Point Prevalence Survey (G-PPS) on Antimicrobial Use and Stewardship Interventions Implemented. *Antibiotics (Basel)*, 10(9). <https://doi.org/10.3390/antibiotics10091122>
- Davey, P., Marwick, C. A., Scott, C. L., Charani, E., McNeil, K., Brown, E., Gould, I. M., Ramsay, C. R., & Michie, S. (2017). Interventions to improve antibiotic prescribing practices for hospital inpatients. *The Cochrane database of systematic reviews*, 2(2), CD003543-CD003543. <https://doi.org/10.1002/14651858.CD003543.pub4>
- Denyer Willis, L., & Chandler, C. I. R. (2019). Quick fix for care, productivity, hygiene and inequality: reframing the entrenched problem of antibiotic overuse. *BMJ Global Health*, 4:e001590.
- Dixon, J., & Chandler, C. I. R. (2019). Opening up 'fever', closing down medicines: algorithms as blueprints for global health in an era of antimicrobial resistance. *Medicine Anthropology Theory*, 6(4), 53-79.
- Gonzaga, B. (1999). *Health System Profile: Decentralisation of the health care system. A study of Tororo and Busia districts* (Government of Uganda. (2018). Uganda National Action Plan for Antimicrobial Resistance.
- Kamuhabwa, A. A. R., & Silumbe, R. (2013). Knowledge among drug dispensers and antimalarial drug prescribing practices in public health facilities in Dar es Salaam. *Drug Healthc Patient Saf.*, 5, 181-189.
- Kerr, F., Sefah, I. A., Essah, D. O., Cockburn, A., Afriyie, D., Mahungu, J., Mirfenderesky, M., Ankrah, D., Aggor, A., Barrett, S., Brayson, J., Muro, E., Benedict, P., Santos, R., Kanturegye, R., Onegwa, R., Sekikubo, M., Rees, F., Banda, D., Kalungia, A. C., Alutuli, L., Chikatula, E., & Ashiru-Oredope, D. (2021). Practical Pharmacist-Led Interventions to Improve Antimicrobial Stewardship in Ghana, Tanzania, Uganda and Zambia. *Pharmacy*, 9(3), 124. <https://www.mdpi.com/2226-4787/9/3/124>
- MacPherson, E. E., Reynolds, J., Sanudi, E., Nkaombe, A., Phiri, C., Mankhomwa, J., Dixon, J., & Chandler, C. I. R. (2021). Understanding antimicrobial resistance through the lens of antibiotic vulnerabilities in primary health care in rural Malawi. *Global Public Health*, 1-17. <https://doi.org/10.1080/17441692.2021.2015615>
- McKay, R. (2018). *Medicine in the meantime. The work of care in Mozambique*. Duke University Press.
- Medicines and health service delivery monitoring unit. (2014). *Report on monitoring activities in Tororo district*
- Mol, A. (2008). *The logic of care: Health and the problem of patient choice*. New Jersey: Routledge.
- Nabirye, C., Denyer Willis, L., Nayiga, S., Kayendeke, M., Staedke, S. G., & Chandler, C. I. R. (2021). Antibiotic 'entanglements': health, labour and everyday life in an urban informal settlement in Kampala, Uganda. *Critical Public Health*, 1-10. <https://doi.org/10.1080/09581596.2021.1994526>
- Nayiga, S., Kayendeke, M., Nabirye, C., Denyer Willis, L., Chandler, C. I. R., & Staedke, S. (2020). Use of antibiotics to treat humans and animals in Uganda: a cross-sectional survey of households and farmers in rural, urban and peri-urban settings. *Journal of Antimicrobial Resistance*, 2(4), d1aa082. <https://doi.org/10.1093/jacamr/d1aa082>
- Pearson, M., & Chandler, C. I. R. (2019). Knowing antimicrobial resistance in practice: a multi-country qualitative study with human and animal healthcare professionals. *Global Health Action*, 12(1599560). <https://doi.org/10.1080/16549716.2019.1599560>

- Prince, R. J., & Otieno, P. (2014). In the shadowlands of global health: Observations from health workers in Kenya. *Global Public Health*, 9(8), 927-945.
- Richardson, E. T. (2020). *Epidemic Illusions. On the Coloniality of Global Public Health*. MIT Press.
- Street, A. (2014). *Biomedicine in an Unstable Place: Infrastructure and Personhood in a Papua New Guinean Hospital*. Duke University Press.
- Tarrant, C., Colman, A. M., Jenkins, D. R., Chattoe-Brown, E., Perera, N., Mehtar, S., Nakkawita, W. M. I. D., Bolscher, M., & Krockow, E. M. (2021). Drivers of Broad-Spectrum Antibiotic Overuse across Diverse Hospital Contexts—A Qualitative Study of Prescribers in the UK, Sri Lanka and South Africa. *Antibiotics*, 10(1), 94. <https://www.mdpi.com/2079-6382/10/1/94>
- Tarrant, C., Krockow, E. M., Nakkawita, W. M. I. D., Bolscher, M., Colman, A. M., Chattoe-B, E., Perera, N., Mehtar, S., & Jenkins, D. R. (2020). Moral and Contextual Dimensions of “Inappropriate” Antibiotic Prescribing in Secondary Care: A Three-Country Interview Study [Original Research]. *Frontiers in Sociology*, 5(7). <https://doi.org/10.3389/fsoc.2020.00007>
- Tompson, A. C., & Chandler, C. I. (2021). *Addressing antibiotic use: insights from social science around the world. Project Report* (
- Tororo District Local Government. (2015). *Tororo District Development Plan 2015-2020*.
- Uganda Bureau of Statistics. (2017). *The National Population and Housing Census 2014 - Area Specific Profile Series, Kampala, Uganda*.
- Uganda Ministry of Health. (2016a). Essential Medicines and Health Supplies List for Uganda (EMHSLU) 2016
- Uganda Ministry of Health. (2016b). Uganda Clinical Guidelines 2016: National guidelines for management of common conditions.
- Uganda Ministry of Health (Producer). (2017). *UCG and EMHSLU 2016*
- Uganda National Academy of Sciences. (2015). Antibiotic Resistance in Uganda: Situation Analysis and Recommendations.
- Whyte, S. R., Whyte, M. A., Meinert, L., & Twebaze, J. (2013). *Therapeutic Clientship. Belonging in Uganda's Projectified Landscape of AIDS Care*. In J. Biehl & A. Petryna (Eds.). *When People Come First: Critical Studies in Global Health*. Princeton University Press.
- Wilkinson, A., Ebata, A., & MacGregor, H. (2018). Interventions to Reduce Antibiotic Prescribing in LMICs: A Scoping Review of Evidence from Human and Animal Health Systems. *Antibiotics (Basel)*, 8(1), 2. <https://doi.org/10.3390/antibiotics8010002>
- World Health Organisation (Producer). (1985). *The rational use of drugs : report of the Conference of Experts, Nairobi, 25-29 November 1985*. <https://apps.who.int/iris/handle/10665/37174>
- World Health Organisation. (2015). Global Action Plan on Antimicrobial Resistance.
- World Health Organisation. (2021). *Global Antimicrobial Resistance and Use Surveillance System (GLASS) Report* (
- Yantzi, R., Van de Walle, G., & Lin, J. (2019). ‘The disease isn't listening to the drug’: The socio-cultural context of antibiotic use for viral respiratory infections in rural Uganda. *Global Public Health*, 14(5), 750-763. <https://doi.org/10.1080/17441692.2018.1542017>

### **7.3 Chapter Summary**

This paper has demonstrated that in a context of scarcity, antibiotics are vehicles of care enabling health workers to cope with gaps in laboratory capacity and health worker training, as well as managing possible infection. Here, clinical guidelines co-exist with clinical practice rather than dictate it. Chapter 8 brings together the findings presented in this chapter as well as chapter 5 and 6, by focusing on peoples' current efforts to gain security in a context of precarity which involves connections, movement and flows between places – including between the rural, urban and peri-urban areas.



## **Chapter 8. A comparison of the ways antibiotics are entangled with life in rural Tororo, urban Kampala and peri-urban Wakiso.**

### **8.1 Chapter Introduction**

This chapter addresses Objective 4, to compare the ways antibiotics are entangled with life in a rural Ugandan setting, with urban Kampala and peri-urban Wakiso. It is composed of a paper which presents a cross site analysis of data from ethnographic research carried out in the three AMIS study sites. This work is currently being prepared for submission to a peer-reviewed journal. Components of the paper related to antibiotic use in animals were presented at the 5<sup>th</sup> International Conference on Responsible Use of Antibiotics in Animals in June 2021. The aim of this paper is to draw attention to the multiple dimensions of insecurity that people encounter in their everyday lives, that drive reliance on antibiotics. These everyday insecurities receive less attention in the global discourse on AMR, where the focus is on securing humans, borders and medicines from future threats. By describing the insecurities that people face daily, this paper underscores the need to address these insecurities, if AMR and reliance on antibiotics is to be overcome.

### **8.2 Research Paper**

The research paper cover sheet is presented below, followed by the paper itself.

## RESEARCH PAPER COVER SHEET

Please note that a cover sheet must be completed for each research paper included within a thesis.

### SECTION A – Student Details

Student ID Number	1702759/RPHP	Title	Ms
First Name(s)	Susan		
Surname/Family Name	Nayiga		
Thesis Title	Antibiotics in Society: a multi-sited ethnography in rural and urban Uganda		
Primary Supervisor	Prof. Clare Chandler		

If the Research Paper has previously been published please complete Section B, if not please move to Section C.

### SECTION B – Paper already published

Where was the work published?			
When was the work published?			
If the work was published prior to registration for your research degree, give a brief rationale for its inclusion			
Have you retained the copyright for the work?*	Choose an item.	Was the work subject to academic peer review?	Choose an item.

\*If yes, please attach evidence of retention. If no, or if the work is being included in its published format, please attach evidence of permission from the copyright holder (publisher or other author) to include this work.

## **SECTION C – Prepared for publication, but not yet published**

Where is the work intended to be published?	Globalisation and Health
Please list the paper's authors in the intended authorship order:	Susan Nayiga, Christine Nabirye, Miriam Kayendeke, Laurie Denyer Willis, Sarah G Staedke and Clare IR Chandler
Stage of publication	Not yet submitted

## **SECTION D – Multi-authored work**

For multi-authored work, give full details of your role in the research included in the paper and in the preparation of the paper. (Attach a further sheet if necessary)	I contributed to the data collection and analysis and led the preparation of the paper.
--	---

## **SECTION E**

<b>Student Signature</b>	
<b>Date</b>	29th July 2021

<b>Supervisor Signature</b>	C.I.R.Chandler
<b>Date</b>	31.7.2021



## **Securing everyday life: Antibiotics countering risks in rural, urban and peri-urban settings in Uganda**

Susan Nayiga\*<sup>1,3</sup>, Christine Nabirye<sup>1</sup>, Miriam Kayendeke<sup>1</sup>, Laurie Denyer Willis<sup>2</sup>, Sarah G Staedke<sup>1,4</sup> and Clare IR Chandler<sup>3</sup>

<sup>1</sup>Infectious Diseases Research Collaboration, 2C Nakasero Hill Road, Kampala, Uganda

<sup>2</sup>Department of Social Anthropology, The University of Edinburgh, Chrystal Macmillan Building, 15a George Square, Edinburgh, EH8 9LD

<sup>3</sup>Department of Global Health and Development, London School of Hygiene & Tropical Medicine, 15-17 Tavistock Place, London WC1H 9SH

<sup>4</sup>Department of Clinical Research, London School of Hygiene & Tropical Medicine, Keppel Street, London WC1E 7HT

## **Abstract**

Increasingly, antimicrobial resistance (AMR) is a threat to public health worldwide. Global health actors have used a security framing to propel action on AMR under the Global Health Security Agenda (GHSA). The GHSA focuses on potential future threats to nations from zoonoses spill over events and more recently included AMR in its remit as a potential threat to patient care, economic growth, public health, agriculture, economic, and national security. Little attention, however, has been paid to other dimensions of insecurity such as the insecurities that people encounter in their everyday lives. Drawing on ethnographic data gathered in rural Tororo, urban Kampala and peri-urban Wakiso districts in Uganda, we describe the multiple layers of insecurity that people experience daily and how these vulnerabilities shape the way that antibiotics are used. These include property insecurity, insecurity of livelihoods, climate insecurity, food insecurity, water insecurity, and health insecurity. We argue that these experiences of insecurity should be included in the Global Health Security agenda if reliance on antibiotics is to be addressed. Securing people from AMR requires not only securing medicines or microbes from future risks, but also addressing insecurities across multiple dimensions in the present day.

**Key words:** Antibiotics; Insecurity; Uganda; Risks; Antimicrobial Resistance; Global Health Security Agenda

## **Introduction**

Antimicrobial resistance (AMR) has been described as a threat to health worldwide. According to the World Health Organisation (2015), AMR renders treatment of infectious diseases ineffective, undermines measures aimed at preventing and curing fatal diseases, and threatens the ability to conduct complicated procedures such as surgeries with minimal risk (World Health Organisation, 2015). As such, AMR contributes to poor health outcomes, such as increased deaths, prolonged illnesses and

longer stays in hospital (ibid). It has been estimated that 700,000 people die every year of resistant infections and that between 2016 and 2050, 10 million lives will be lost every year due to drug resistant infections, in addition to a loss of economic output worth 100 trillion United States dollars (O'Neill, 2016). Global health actors such as the World Health Organisation (WHO), the Food and Agriculture Organization of the United Nations (FAO), and the World Organisation for Animal Health (OIE) have recognized AMR as a threat globally, and prioritized it as an area for action under the Global Health Security Agenda (GHSA). The GHSA, which was launched by 29 countries in 2014, aims to enhance global and national capacity to prevent, detect, and respond to human and animal infectious disease threats (Global Health Security Agenda). Global health security is concerned with emerging infectious diseases and the preparedness of nations to act against outbreaks, which may have catastrophic consequences.

In rural Nagongera, urban Namuwongo and peri-urban Wakiso, residents deal with insecurity on a daily basis, and this drives reliance on antibiotics and shapes the way medicines are used. Guided by my anthropologically informed approach, I seek to shift the focus of the Global Health security agenda from security which is only concerned about securing what is seen as currently available – borders, bodies, medicines – from a future threat, to current insecurity which points to what is lacking in the everyday lives of people in the present. By describing the insecurities that people live with, this paper underscores the need for a *global health insecurity agenda*. Unless the reality of insecurity is dealt with, resolving AMR and reliance on antibiotics will be challenging. By expanding our gaze, we hope to widen the range of interventions considered when thinking about how to address the widespread use of antimicrobials.

As a starting point, I consider how security is thought about in global health and how this enables the mobilisation of resources to secure populations. I reflect upon how the global health security agenda has been implemented in Uganda with an emphasis on protecting antibiotics. Then, I draw from ethnographic data to illustrate dimensions of insecurity that affect people in different ways. I propose

that antimicrobial stewardship interventions seeking to optimise antimicrobial use need to incorporate efforts to secure people if medicines are to be secured. This paper highlights the multiple insecurities and precarity that characterise everyday lives in Uganda and how antibiotics provide some form of security in these insecure environments.

## **Background**

Recent decades have seen an expansion of the use of the terminology of 'security' on global and national stages. Extending an approach to preventing and managing conflict and violence that often relies on borders and political agreements, common goods such as food, water and health have been incorporated under the framing of 'security'. This framing has consequences for what becomes possible to achieve and the means through which to achieve it, as well as for what can become obscured. In this paper, we describe and contrast the different aspects of a problem described as one of global health *security*, when instead we focus on local health *insecurity*.

Security, as it emerges in global health, can be seen as propelled forward by increasing vigilance around terrorism since the 9/11 attack on the New York's World Trade Centre towers. This defining moment for global security led to increased concerns around personal and national security and increased attention to potential security threats and terrorism (Goldstein, 2010). As noted by Goldstein (2010), some issues that might broadly fall under a security category have not been considered as such within this discourse. He highlights some of the areas that anthropologists and social scientists have studied worldwide that offer an understanding of security as processes that include 'the criminalization of "dangerous" populations; the fortification of urban spaces; the production of public fear and migration and the "securitization" of national spaces in an age of globalization'. Goldstein describes the state as playing a central role in creating security, mainly achieved through collective security via coalitions that take the form of institutions, such as the United Nations and the World Bank in the 20<sup>th</sup> century. He notes that in

market driven societies where peoples' everyday lives are increasingly becoming precarious, broader conceptualizations of security in global health, that take into consideration employment and health care, among other aspects, have been slow to emerge and security continues to be framed around fear, violence and terrorism.

Scholars at the Copenhagen School of Security have emphasised 'securitization', understood as a process of developing a shared understanding of something as being a danger to the state and society (Goldstein, 2010). In this sense security is subjective, socially constructed and limited to what certain authorized actors are able to securitize (ibid). Goldstein calls for careful anthropological research into the ways that security is constructed and deployed, not only by the state and authorized speakers, but also by communities, groups and individuals, to illuminate how security manifests as a lived social experience in different contexts; and how this relates to the global discourses on security. As an example, he draws attention to the ways that security and human rights intersect and conflict in Bolivia, where the citizens held the state accountable for failing to provide security, which they considered a violation of human rights.

Anthropological analyses of the ways in which a security agenda has been pursued in global health include Lakoff's (2010) observation of the way that *global health security* and *humanitarian biomedicine* provide conflicting rationales for intervening in the field of global health – demonstrating that issues in global health can be greatly contested ethically, politically and technically (Lakoff, 2010). While global health security is concerned with emerging infectious diseases and the preparedness of nations to act against outbreaks which may have catastrophic consequences, humanitarian biomedicine is concerned with diseases currently affecting poorer countries in the world and dealing with the suffering of individuals affected (ibid). Global health security, he observes, focuses on potential future threats to nations, particularly the wealthy countries that feel the need to protect themselves. Even if both global

health security and humanitarian biomedicine seek to intervene in crises on a global level, the underlying rationale can be distinct – protection against risk to self, or a moral obligation to the other.

A security framing has been used to propel action in antibiotic resistance under the Global Health Security Agenda (GHSa), where AMR is described as ‘threatening patient care, economic growth, public health, agriculture, economic security and national security’ (Global Health Security Agenda, 2015). The GHSa focuses on threats from zoonoses spill over events and more recently included AMR in its remit (ibid). In Uganda, which hosted the GHSa summit in 2017, and has previously been a locus of zoonotic events such as Ebola and Zika, AMR has become interconnected with GHSa. The National AMR Committee reports into the One Health Platform in Uganda, and its original remit is framed as strengthening a One Health approach to the prevention and control of zoonotic diseases in Uganda (Uganda Ministry of Health et al., 2016). Our paper responds to the call by Goldstein for anthropological research focusing on the ways that (in)security is experienced by individuals in their everyday lives. It renders visible the multiple layers of insecurity that people experience every day, and how these experiences predispose them to certain vulnerabilities and shape the way that they use medicines. These daily experiences of insecurity need to be brought into the conversation when we talk about global health security. As highlighted above, the way that anthropologists and other scholars have interrogated global health security is centred on borders, violence and resistant organisms. Our concern in this paper is much less about pathogens and more about the way that people experience different degrees of health insecurity, emerging from the wider insecurity that does not make it onto that Global Health Security agenda.

Anthropological work might be observed to draw attention to insecurity as a primary lens through which to understand challenges to health and wellbeing. Whyte (2009), for example, considers insecurity a social condition which she describes as ‘a lack of protection from danger, weakness in the social

arrangements that provide some kind of safety net when adversity strikes' (Whyte, 2009). She sees insecurity as leading to uncertainty and says that efforts to deal with uncertainty are mostly about trying to make secure. Whyte and colleagues (2015) write about the uncertainty that people receiving HIV care have to live through in Uganda where HIV treatment is often accessed by people with particular social connections (Whyte and Siu, 2015). The wellbeing of HIV patients is contingent on people and institutions which creates uncertainty. Whyte and colleagues say uncertainty as a state of mind can be productive as it drives people to explore ways to negotiate insecurity. We seek to follow the shift to insecurity in the case of AMR, by rendering visible the insecurities in peoples' lives that influence the way they use antibiotics.

Insecurity is also a theme that has been picked up by scholars of labour who think about insecurity in terms of precarity. Precarity is associated with a lack of stable work and steady incomes, and the presence of unpredictable cultural and economic conditions subjecting people to economic insecurity (Butler, 2010). Kristin Peterson (2014) describes everyday life in Nigeria as insecure with businesses being unpredictable such that in one moment, one can go from making huge profits, to barely surviving and to losing everything (Peterson, 2014). The burden of managing everyday insecurities falls solely on individuals. People are preoccupied with 'chasing money' to be able to meet their basic needs, often relying on loans to cope. Everyday life and business are a gamble but giving up is not an option as people keep hoping to make it big one day. Tatiana Adeline Thieme (2018) examines everyday experiences of youth in an informal settlement in Nairobi Kenya as they manage the insecurities associated with intermittent work (Thieme, 2018). With the meagre income the youth make from engaging in informal waste labour, everyday life is defined by improvising ways of survival. Living and working in precarious conditions, the youth get accustomed with depleting savings, starting over, recovering from crisis after crisis and dealing with unexpected job disruptions. Nevertheless, live is lived between opportunity, hope, setbacks and disappointment. In this paper, we engage with *insecurity* in the ways discussed

below, which have profound impacts on health; and at the same time considering the ways in which *security* has become a motif in global health, but often at a different register from analyses of insecurity.

## **Security in Global Health**

### *Human security*

During the Cold War, the focus of security for many nations was on the security of the state from a military perspective. In the 21<sup>st</sup> century, this definition has been rendered inadequate in a world full of uncertainty and insecurity of individuals and communities around the world, resulting from rapid changes, growing complexity, increasing global interdependence and mutual vulnerability to various threats (World Health Organisation, 2002a). One of the most striking changes globally has been the restructuring that the world economy has undergone as reflected in globalisation, interdependence, and dynamism (ibid). In addition, human insecurity has emerged from extreme economic polarisation between and within the global North and South, emergence of new diseases, new forms of violence, new environmental challenges such as global warming, large population migrations and refugees, and access and availability to water, among others (ibid). While globalisation has benefited some countries, groups and actors, it has had detrimental effects on the wellbeing of other people, leaving them more vulnerable to the extent that their survival and security are threatened (ibid).

Notably, success globally can take on different meanings depending on the actor considering it and the lens applied. As an example, in the field of global health some scholars have questioned how success is defined and measured by global health actors and how this has evolved over time (Birn, 2009). They have pointed to the ways that some funders and policy makers have selectively emphasised certain historical events to propel particular agendas, based on what is seen as successes of the past. Birn (2009) explains that success takes on different meanings at different times and it is framed within the political, economic, social and medical context of particular eras.



The concept of human security became widely known once it was stressed within the Human Development reports, conceived by the United Nations Development Programme (UNDP) in 1993 and 1994. Within the 1994 report, human security was outlined as “as a people-centered, universal framework having seven interconnected components: economic security (assured basic income); food security (physical and economic access to food); health security (relative freedom from disease and infection); environmental security (access to sanitary water supply, clean air and a non-degraded land system); personal security (security from physical violence and threats); community security (security of cultural identity); and political security (protection of basic human rights and freedoms)” (World Health Organisation, 2002a). The preventive aspect and mutual vulnerability are emphasised in relation to human security. The human development report 1994 frames human security as a universal concern, based on the recognition that the security of individuals in one country is dependent on people in another country being secure, and therefore common threats need to be addressed in a collaborative manner. However, this framing has been interpreted as positioning high income countries as the focus for protection from low income countries that are seen to be the source of threats (Flahault et al., 2016). The UNDP definition has not been universally adopted as there are differing understandings and interpretations of human security (Aldis, 2008). However, human security is understood generally to be rooted in the freedom of people from fear and want which includes; safety from violence and violations of human rights, and access to a basic level of health, diet and income (Commission on Human Security, 2003). Poverty and insecurity are viewed as closely linked and therefore promoting human security is linked with enhancing human development (ibid).

In the year 2000, world leaders from the United Nations member states signed a millennium declaration committing to 8 Millennium Development Goals (MDGs) to combat poverty, hunger, disease, illiteracy, child mortality, environmental degradation, and gender inequality by 2015 (United Nations, 2015b).

Notably, during the period of the MDGs, it was reported that millions of people accomplished a level of

economic security reflected in the ability to educate their children and retain assets; however, the same report highlights that the conditions of the poorest and most marginalised populations worsened (United Nations Development Programme, 2016). The Sustainable Development Goals (SDGs) introduced in 2015 aimed to make efforts to address key challenges more interconnected, recognizing that the challenges faced globally such as climate crisis, conflict, and contagious diseases are interlinked and addressing one requires addressing all the others (ibid). The SDGs represented a move away from the siloed goals that were outlined in the MDGs. The SDGs highlight insecurity as one of the salient issues, along with poverty, injustice, and environmental degradation; major challenges people grapple with today, and which need to be addressed jointly (ibid).

### *Health security*

Health security is a concept within comprehensive human security. The 1994 United Nations Development Programme report entitled *New Dimensions of Human Security* highlighted health security as consisting of infectious diseases in developing countries, and lifestyle diseases in developed countries, emphasising the common vulnerabilities between the two as unequal access to and distribution of health services and resources to combat diseases (United Nations Development Programme, 1994). One glaring omission in this report was that although it identified health challenges that arise out of non-military sources such as infectious diseases and health security, it did not clarify how issues become security threats, and the appropriate responses required (Yuk-ping and Thomas, 2010). The WHO acknowledges the contribution of health to overall peace and security in one of the principles outlined in its constitution, which states ‘the health of all peoples is fundamental to the attainment of peace and security and is dependent upon the fullest cooperation of individuals and states’(World Health Organisation, 2005). By this declaration, the emphasis is put on the contribution that health makes to global security rather than securing health itself. In 2001, the World Health Assembly’s Resolution 54.14 ‘Global health security: epidemic alert and response’ made the linkage

between health security and a global strategy for prevention of transmission of communicable diseases across national borders. This resolution led to the concept of global health security being linked to compliance with the WHO's International Health Regulations.

In 2007, health security was selected as a theme of the World Health Day and of the annual World Health Report entitled *A Safer Future: Global Public Health Security in the 21st Century* (World Health Organisation, 2007). This report addresses global public health security defined as 'the activities required, both proactive and reactive, to minimize vulnerability to acute public health events that endanger the collective health of populations living across geographical regions and international boundaries'. The WHO definitions of 'global health security' and 'health security' have been criticised for excluding other public health concerns, such as nutrition and child survival, and deviating from the broader interpretation of the concept shared by UNDP (United Nations Development Programme, 1994) and UNICEF (United Nations Children's Fund, 1998). The WHO has also been criticised for not fully addressing questions on the definition, scope and implementation of health security (Baldwin, 1997; Lancet, 2007). The securitisation model is an attempt to address the gaps in definition of a security threat. It breaks down the process by which an issue becomes securitised into several phases including; identification of a threat, acceptance of the issue by a target audience, reallocation of resources to combat a threat, and de-securitisation once the issue is successfully resolved; and if not resolved, then incorporated into the general policy environment (Buzan et al., 1998). However, this model has been criticised for being vague concerning the politics related to a disease threat and its application in international organisations or across state borders (Yuk-ping and Thomas, 2010).

One of the pillars of health security is biosecurity defined as 'a strategic and integrated approach to analysing and managing relevant risks to human, animal and plant life and health and associated risks for the environment' (World Health Organisation and Food and Agricultural Organisation, 2010). Bio

security emerged from the recognition that the human, animal and environmental sectors are linked and that there are hazards within and across sectors that could have wide reaching consequences. With biosecurity, emphasis is put on preventing, controlling and managing risks to life and health related to a biosecurity sectors including food safety, zoonoses, animal health, plant health, bio safety for plants and animals, bio safety in relation to food and invasive alien species. Efforts to address concerns about health and security bring together public health officials, policy makers, humanitarian activists, the media, multi-lateral agencies, national health agencies, national security experts, physicians, veterinarians, government officials and the media. Notably, some scholars have noted that biosecurity interventions are unstable with different players characterizing the problem and the most appropriate response differently (Lakoff and Collier, 2008). Biosecurity has received particular attention in the agriculture sector as a core area for consideration for sustainable agricultural development(World Health Organisation and Food and Agricultural Organisation, 2010). Poor practices in agriculture and food production are said to pose a biosecurity threat to public health and food security. Food security is defined as a situation where 'all people, at all times, have physical, social, and economic access to sufficient, safe, and nutritious food that meets their food preferences and dietary needs for an active and healthy life' (International Food Policy Research Institute, 2022). On the other hand, the Food and Agriculture Organisation (FAO) defines food insecurity as 'a situation that exists when people lack secure access to sufficient amounts of safe and nutritious food for normal growth and development and an active and healthy life' (Napoli, 2011). With the MDG goal of halving the number of the hungry and under nourished worldwide by 2015, a fresh commitment was made by countries towards the fight against food insecurity at the World Food Summit in 1996. Drawing on the FAO definition of food insecurity, in Uganda dimensions of intervention to ensure food security have been broken down to include access, availability, stability and utilisation (Hedden et al., 2018).

### *Global Health Security Agenda*

In February 2014, the Global Health Security Agenda (GHSA) was launched by 29 countries, the World Health Organisation, the Food and Agriculture Organisation of the United Nations, and the World Organisation for Animal Health (Global Health Security Agenda). The GHSA partnership has grown to include over 70 countries, international and non-government organisations and private companies (ibid). This partnership aims to build the capacity of countries to prioritise and address global health security using a multi sectoral and collaborative approach. The key objective is to enhance global and national capacity to prevent, detect, and respond to human and animal infectious disease threats. To achieve the GHSA objectives and targets, the action packages concept was developed (Global Health Security Agenda, 2015). Eleven GHSA action packages were identified by countries after the May 2014 GHSA Commitment Development Meeting in Helsinki, Finland and these were further developed at the August 2014 Global Infectious Diseases Meeting in Jakarta (ibid). During the GHSA Summit Next Steps meeting that was held in September 2014 in Washington DC, Uganda was among the countries that agreed to undergo an external evaluation and assessment of GHSA capabilities (Global Health Security Agenda, 2015). In 2015, the GHSA piloted an external evaluation of 11 discrete action packages in Uganda with a goal of developing core public health capacities to prevent, detect and respond to epidemic threats. One of the areas that were assessed in Uganda under 'action package prevent 1' was antimicrobial resistance (Global Health Security Agenda, 2015). The GHSA assessment indicated various gaps in the AMR sector, including lack of AMR surveillance activity, overly centralised laboratory capacity for AMR activities with weak or absent laboratories for humans and animals in other districts and lack of monitoring of antimicrobial usage for human and animal health. Recommendations to harmonise AMR protocols and to collate and share data from laboratories providing AMR testing were made. Uganda completed its Joint External Evaluation in June 2017 and the results were discussed at the 4<sup>th</sup> GHSA High Level Ministerial Meeting that was held in Kampala in October 2017. Subsequently, the

GHSA recommendations on AMR led to a situational analysis of AMR in Uganda, conducted by the Uganda National Academy of Sciences and the Centre for Disease Dynamic, Economic and Policy. This later informed the Uganda Action Plan on AMR, which is focused on securing antibiotics to ensure they remain effective for current and future generations.

In this paper, we stretch the concept of health security to focus on the various ways in which insecurity is experienced in everyday life in the households and farms where we conducted ethnographic research in rural, urban and peri-urban settings in Uganda; and how this impacts on health. These findings prompt a revision to the temporal frame of insecurity: rather than anticipatory, a risk of a future tragedy against which current assets must be secured. We propose that when considering a response to antimicrobial resistance in places where antibiotics are currently deeply infrastructural, a more immediate consideration of present-day insecurity should be brought into the frame. We propose a different definition of security as something that is mobilised to counter precarity. We consider security as multi-sited in the sense that peoples' current efforts to gain security involve connections, movement and flows between places including between the rural, urban and peri-urban areas. Flows of cash, exchanges of labour, movement of drugs and 'inputs' for farming, as well as people themselves moving, all constitute ways to enhance security but also present 'insecure' opportunities, such as the lack of safety nets for these markets of opportunity which end up creating further insecurity. Thus, in seeking security, in scenarios where these fragmented and uncertain opportunities are presented and pursued, the apparent security that emerges is more of an illusion, and lends itself to further reliance on quick fixes.

## **Methods**

This paper draws on ethnographic fieldwork conducted across the rural, urban and peri urban sites of the AMIS Project, together with analysis of documentary materials. Ethnographic fieldwork took place

between November 2018 and August 2019 in rural Nagongera, Tororo district, urban Namuwongo, Kampala district and peri urban Wakiso district with the intention to explore the roles of antibiotics in lives and livelihoods as part of our Antimicrobials In Society research project. We base our analysis on ethnographic observations conducted in households, places of work and farms supported by feedback discussions held with residents, farmers and district officials working in human health, veterinary medicine and agriculture. These data reflect the reality of living in rural households and in an urban informal settlement, and of engaging in poultry and piggery farming and how antibiotics fit into everyday life. The ethnographic research was primarily carried out by three Ugandan social scientists (SN, CN and MK) with extensive experience conducting research in health facilities and in the community for the past decade. SN conducted 24 weeks of observations in rural households and the surrounding healthcare facilities. CN and MK each conducted 18 weeks of observations in places of residence and work of residents in the informal settlement and in the poultry and pig farms, respectively.

After the 12 weeks of participant-observations, we convened feedback meetings with selected participants and district officials for human health, veterinary medicine and agriculture in a convenient venue where we shared the findings from the observations and solicited feedback on our findings. We held ten participant feedback meetings across the three locations. The participant feedback meetings followed interim analysis by the team and allowed for richer discussions with participants and a better understanding of the study findings. Field notes were taken during the observations. These were later typed in detail in Microsoft Word documents which were uploaded to NVivo 12 for coding. Audio recordings of the participatory feedback meetings were transcribed directly in an MS Word document in English and later uploaded to NVivo for coding. An iterative approach was used for the analysis. Following the first three months of ethnographic fieldwork, an interim analysis was carried out and a summary of the initial findings produced. This analysis built on the previous analyses conducted and

informed the next phase of fieldwork. Themes were developed from the field notes and the participant feedback meeting transcripts.

## **Results**

We found that residents in rural Nagongera, urban Namuwongo and peri-urban Wakiso focused on the insecurities that they encountered in households, work places, and on farms. In the first part of this section, we describe the multiple dimensions of insecurity that people experienced every day including insecurity of livelihoods, food, and health. Then, we describe how antibiotics served to provide security in these insecure environments.

### **Insecurity of livelihoods**

People in Nagongera relied on agriculture for survival. Most families engaged in subsistence farming and grew food crops that could occasionally be sold. However, lack of safety for livestock, was a reality for people in Nagongera, Tororo. The local council village leader in Nagongera that we interacted closely with, explained that cases of stealing cows, goats and chicken were reported to his office every week. Similarly, the farmers from Wakiso reported their chickens were stolen in the night. They explained that because they kept exotic layer and broiler chickens in large numbers, they were at risk of being attacked by thieves who preferred to steal animals in bulk and sell them at a low price. Tororo residents reported that theft had increased because of the increased population amidst scarcity of jobs. The thefts were committed by people who were known in the village, but it was challenging to have them arrested and imprisoned given the corrupt justice system, which included the police and the local council. With very little hope in the justice system, people resorted to finding ways to secure their property. In an effort to make do and maximise the limited resources at their disposal, people adjusted their living arrangements by sharing their living spaces with their animals overnight to ensure their safety, turning themselves into a security infrastructure (Simone, 2004). Notably, residents were concerned about the spread of



diseases when sharing living spaces with animals and being exposed to their faecal matter. Despite these health-related concerns, and knowledge of the risks communicated by health professionals of these 'practices', people were left with no choice as they had to make do with the available options to secure an income for the household.

To supplement the income generated from agriculture, people engaged in different petty jobs such as construction, selling food, selling firewood, charging mobile phones at a fee, riding motorcycle taxis, ploughing using oxen, tailoring and keeping livestock for people in the city. Household incomes were generally low and people lived hand-to-mouth, often barely meeting the basic needs of food, education and healthcare. Many of the people that we interacted with had loans with the formal or informal saving groups in the village. Making deposits on their monthly loan repayments left them with no money to spare. With the uncertainty of the existing economic opportunities, people had to constantly reinvent themselves as a way of adapting. With very low household incomes and uncertain economic opportunities, healthcare competed with other basic needs of the home and sometimes health care had to be sacrificed to meet more pressing needs like buying food or pesticides for the crops. Access to good quality health care was limited and people depended on lower-level private health facilities, where they could access medicines at the lowest cost possible and sometimes on credit to enable them to get some relief and continue with their garden work despite being unwell.

The situation in Namuwongo, the urban study site, was similar to Nagongera. People's everyday lives were characterised by conditions of extreme poverty. Most people engaged in odd jobs available in the informal sector such as food vending and hawking assorted items, which meant they only made money if they worked; but even then they could hardly afford to provide a meal for their families, cover medical costs and pay school fees for their children. The pressure of surviving and making a living in the city was much more intense than in Nagongera. As such, people could not afford to miss a day of work for any

reason, not even if they were sick or had to take care of a sick family member. And yet, illness was common, especially given poor housing conditions, limited access to clean water and limited access to pay toilets. Residents of Namuwongo had to find ways to accelerate recovery when they were ill, or get relief so that they could continue to work even when they were not feeling well. Missing a day of work was often not an option, as it would have dire consequences such as losing one's job. The impact of losing their daily income would be disastrous for their families who depended on their daily wage to eat every day. Most work that these people engaged in was informal and based only on a verbal agreement, with nothing documented. Visiting a health care facility for a diagnosis, seemed like a luxury that people could not afford, both in terms of money and time. Most residents sought care in small private clinics, bought medicine from drug shops in small, affordable doses or took medicines stored at home left over from previous illnesses. Their choice of medicines was usually informed by previous experience: those medicines considered effective usually were taken to get through each day.

Amidst a drive by the Ugandan government encouraging people to create wealth through engaging in commercial agricultural activities, many people had invested in farming in hopes of joining the 'money economy'. Commercial poultry and piggery farmers in our peri-urban study site in Wakiso described the costs of starting and sustaining the farming business as being very high. After raising the initial capital to start the farming enterprise, they needed to ensure a constant supply of good quality farm products (such as medicines, disinfectants and feeds), identify genuine and reliable service providers (such as animal health workers and farm workers), and seek markets and sometimes secure credit to sustain their business. Farmers relied heavily on the private sector for farm products and animal health services. Notably, the private sector in Uganda is poorly regulated, which leaves many loopholes for substandard products to find their way to the market. To run a successful farming enterprise, farmers were required to draw on their past experiences and gain knowledge to differentiate good quality medicines and feeds from substandard products. Identifying genuine and qualified animal health workers was much more

complex, in a context where veterinary services were predominantly private. Given the cost of managing illnesses in animals, most farmers resorted to stocking up on antibiotics and other medicines and expanding their clinical knowledge by observing veterinary health workers and consulting veterinary health workers by phone and media talk shows focusing on animal health.

### **Food insecurity**

The shortage of food was a huge problem in Nagongera. Spending time in Harriet's home, we quickly learnt that it was *normal* to have just one meal in a day, which was usually *posho* (prepared with cassava flour and millet) taken with steamed vegetables. Anna our research assistant had told us earlier that one of the biggest challenges they faced today was buying food. A kilo of cassava (the cheapest food available when dried and not pounded) sold for 500 Uganda shillings (less than a quarter of one USD), while cassava flour (an improved version that was pounded and mixed with millet), which was the preferred option, sold for 1200 Uganda shillings (less than a half of one USD). Vegetables were usually gathered from the garden and not bought. While these food costs may seem low, many families had only one meal a day because they could not afford to buy enough food to cater for two meals. In addition, family sizes were large. For example, Harriet's family had over 10 members. This meant a huge amount of food was needed for each meal.

Food shortages worsened over the years due to the prolonged dry season, pests and infertile soils, which led to low crop yields. Residents expressed frustration with the prolonged dry season and the abrupt heavy rains. As an example, the rains were expected in July and so people planted their crops, but it failed to rain, and the crops died. Instead, the rains came at the end of the first planting season. When the rains came, they were very heavy and destroyed the new plants and washed away animals that were grazing in the wetlands. The prolonged dry season also negatively affected the fertility of the land, making it less productive. Residents reported harvesting less than half the bags of ground nuts

from the same pieces of land where they had harvested plenty the previous year. The low yields from agriculture arising from changes in the weather reinforced the problem of food insecurity in addition to the low household incomes – two factors that directly impacted healthcare and the way medicines were used in this area. As participants described it, it was a gamble these days as there seemed to be no rainy or dry seasons in Uganda anymore.

Furthermore, changes in the land ownership system and the subdivision of land down the generations had left many families with little or no land for growing crops. One participant, a retired agriculture teacher described some of the challenges with land in a community dialogue. He stated:

“So on the side of lack of food, there are many reasons that cause it. Like some of the colleagues have mentioned: the soil that has been over tilled, the number of people in an area has increased, the pests that are now attacking the crops. Also the number of people affects the availability of gardens like you don’t have more spaces to plant different types of crops. So you are forced to wait for a particular garden where you are planting say groundnuts, so you wait for that till they mature so that you can put a different type of crop. So you find that you don’t have enough food because there is scarcity of land caused by the number of people that have increased in the area and the pests.”

It was common for people to sell all the crops that they harvested to meet the competing needs in the home, leaving no food behind for home consumption. Attempts to address the problem of pests were frustrated by lack of money to buy pesticides and lack of knowledge on the right pesticides to buy. Some people had resorted to experimenting with different insecticides which sometimes failed and resulted in loss of all their crops. Information on how to deal with pests seemed scarce and confusing as described by one man in a community dialogue.

“Now, when we talk of food, we talk of pests. You can grow something then pests come and destroy it. You find other non-governmental organisations telling you the disadvantage of spraying. Other NGOs tell you to go on organic, so it is hard for us. We are being confused. We do not know what to do in order to get enough food.”

The scarcity of food directly affected the way medicines were taken, as medicines could only be taken when food was available. With people eating only one meal per day, they were required to tinker with the medicine and adjust dosing frequency. Some medicines were considered too strong given the poor feeding pattern in the area. As an example, Pross, a close friend of our research assistant Anna, adjusted the dose of medicines for her child’s epilepsy because Pross felt this child was underweight, since they did not have enough food to feed her well. Conditions of poverty make it challenging for patients to adhere to treatment regimens especially in cases where patients are on treatment for life. Challenges associated with limited access to food have affected peoples’ ability to adhere to treatment in the case of ARVs (Cousins, 2016). The practice of adjusting dosages based on the availability of food has been noted by Prince (2012) in her work among HIV patients in Kisumu Kenya (Prince, 2012). Kalofonos (2010) describes complaints of hunger among HIV patients enrolled in treatment programmes in Mozambique while on antiretroviral treatment with people claiming all they eat are ARVs (Kalofonos, 2010). Similarly, Marsland (2012) describes the struggles of HIV patients in rural Tanzania to fulfil the antiretroviral treatment requirements of feeding well and resting enough that contradict their everyday realities of limited access to food and garden work to make a living (Marsland, 2012). HIV patients associated their CD4 counts with their levels of hunger; a rise in the CD4 count was associated with being able to have meals.

## **Health insecurity amidst limited access to good quality healthcare for humans and animals**

Health for humans in Nagongera and Namuwongo was threatened by limited access to good quality health care. Residents in Nagongera relied on government health facilities for care and medicines. However, they reported long waiting times at the health facility, absence of health workers, frequent medicine stock outs, and lack of equipment and supplies. In addition, some of the participants described the health workers in government health facilities as inconsiderate and rude. Residents were often unable to afford to go to the health facilities where they were referred for further care. Many times, residents could not afford to buy the medicines that had been prescribed but were out of stock in the government health facilities.

People relied on private sources of care mostly drug shops in the villages usually run by a resident of the area that had received some form of medical training or been trained on the job. In the drug shops, people were able to buy medicines in small affordable amounts and it was possible to get medicines on credit. Participants described the phenomenon of 'mixing medicines' that happened in the private clinics and drugs shops where the attendant prescribed small amounts of different types of medicines for conditions like coughs and colds. This practice was popular with the residents as it was considered strong and effective. Residents often presented small amounts of money at the drug stores and demanded for a variety of medicines (including antibiotics) partly contributing to the practice of mixing medicines. In Namuwongo, the healthcare landscape was not much different from Nagongera.

Residents accessed health care from a broad range of sources including the government health facilities, private clinics, pharmacies and drug shops. However, most residents relied on the drug shops in the settlement where medicines could be purchased with the money that the patient had available. For instance, a strip of metronidazole was sold at 500 shillings (0.14 USD), while a tablet of amoxicillin could be purchased at 100 shillings (0.03 USD), and ampicillin at 200 shillings (0.05 USD). Legally, drug shops in Uganda are only authorised to sell class C drugs which are over the counter medications that do not

require a prescription, but in reality many drug shops extended beyond their formal roles and sold antibiotics (Mbonye AK et al., 2016).

Health care for animals was a challenge for both subsistence farmers in Nagongera and commercial farmers in Wakiso. Access to veterinary care in Nagongera was limited by high costs. One resident described the services offered by the animal health workers in the area saying: “They come and they treat at a very high cost, whether you like it or not those animals die and you have to do it at that cost. He needs whether 20,000shs (5.5 USD) per cow and if you have about 60 animals, how much money will you use?”. Residents often treated animals themselves. They described treating their animals with antibiotics meant for humans sometimes when the symptoms the animal had were similar to those experienced by humans. Many residents talked about treating cough in chicken and turkeys with amoxicillin. Among commercial pig and poultry farmers, one of the biggest challenges they faced was the costs that came with the care of exotic pig and poultry breeds. These exotic breeds were perceived to be vulnerable to infections. The cost of having an animal health worker visit the farm, and purchasing antibiotics to treat and prevent infections, and boost growth and production in livestock, was reported to be the biggest financial cost at the farms. Antibiotic costs ranged from 2 USD for a sachet of antibiotics to treat a flock of poultry for one day to approximately 1700 USD. In addition, commercial farmers in Wakiso had to try to discern genuine animal health workers from the pool of private veterinarians. Farmers established and maintained personal relationships with private animal health workers so that they could gain skills in veterinary medicine by observing them when they visited the farm and to enable phone consultations when they needed advice. In addition, farmers stocked a variety of medicines, mostly antibiotics at the farm that they could use with or without consulting an animal health worker for prevention and management of illnesses. Being a successful farmer required particular skills and maintenance of certain networks that would keep them informed and knowledgeable on best practices and new knowledge.

## **Antibiotics as security in an insecure environment**

Our findings across the three study sites indicate that antibiotics provide security in the insecure environments in which people live. In Namuwongo, antibiotics enabled daily survival. Beyond being used to manage illnesses, antibiotics are entangled with broader livelihood issues. Residents described taking antibiotics in a piecemeal way to enable them to recover quickly when they were unwell, and return to work to earn a living. One resident, a driver and community health worker, explained that, “medicine has helped to promote everyday life. When you get better, you run to the market to go and work for a living. That is why we give ourselves those doses. If I take 3 tablets and I go to sell food and I do not pass out, then next week I will do the same. That means [medicines] are a part of my life”. Another resident that worked as a motorcycle taxi driver described being able to continue working to ensure that his children got a meal, despite suffering from persistent stomach pains. Similarly, in Nagongera antibiotics had become a routine treatment for pain, enabling garden work to continue. Health workers said they prescribed antibiotics in addition to a pain killer in cases of pain to cover possible infection.

Taking antibiotics in a piecemeal way in most cases did not involve seeing a health worker first. Instead, people imitated health worker practices with previous treatments and drew on previous experiences using medicines that had been effective. Similarly, in Namuwongo residents described using antibiotics for pain relief. One woman described using metronidazole for persistent headaches that she experienced, saying she did not have the money and time to go through the process of visiting a health facility and seeing a health worker first. She continued to rely on metronidazole for pain relief because it worked and after taking it she was able to work each day. Getting back to work quickly was particularly important in Namuwongo because people engaged in temporary day wage work that was mostly available through the informal sector. Thus, missing a day at work not only meant being unable to pay for food and other basic necessities for the day, but it could also lead to termination of employment or being replaced. Residents involved in daily wage formal work often did not have access to work-related



benefits, including sick leave. In both Namuwongo and Nagongera, people knew that they needed to take the full course of treatment but with limited financial resources and competing needs, people had to make tough choices. As people continued to live in the conditions that predisposed them to illness, antibiotics and medicines in general made life tolerable in the insecure environment in which people lived.

### **Antibiotics as investment protection in farming**

Among commercial farmers in peri-urban Wakiso, amidst heavy financial investment in the business, antibiotic medicines were a solution for safeguarding this investment via therapy, prophylaxis, growth promotion and production. Conversations with farmers, veterinary officers and agricultural workers, suggested that an increase in commercially orientated meat production was associated with an increase in the use of antibiotic medicines in pig and poultry farming. This was consistent with a study carried out in Uganda in 2020 that showed high rates of antibiotic use among livestock keeping households with 58% reporting using antibiotics for curative treatment, 44% for disease prevention and 5% for growth promotion (Mikecz et al., 2020). Farmers stocked antibiotics on their farm premises mixing them periodically in the water tanks that directly fed into the drinkers for the chickens, and sometimes they purchased imported concentrate feeds that contained antibiotics. In this way, they optimized the profitability of the stock they had at the farm. Antibiotics made it possible for production to continue during 'peak' seasons and in low seasons as farmers explained that egg production among layer chicken tended to increase with use of antibiotics. In such a risky and insecure business environment within which farmers operated, antibiotics filled the gap of scarcity of treatment options while at the same time performing a protective function. Other forms of investment protection for the farming business such as agriculture insurance had very low uptake among the farmers that we engaged with many of whom were not aware of their existence while others perceived them to be very expensive and unaffordable. Insurance rates were charged per animal/bird insured at a rate of 7% of bird value and 6% of pig value at

proposed expiry of the insurance and to qualify for this insurance package a farmer needed to have at least 2000 birds or 50 pigs (Agro Consortium, 2020). With the marginal profits made by most individual farmers who ran small sized commercial farms, farmers preferred to manage the risk themselves.

Antibiotics had become a vehicle for ensuring productivity and profitability of animals.

Similarly, among subsistence farmers in Nagongera, where access to veterinary care was limited primarily due to costs, farmers had resorted to treating animals themselves. They usually purchased low-cost antibiotics, such as oxytetracycline hydrochloride which they gave their animals periodically for prevention of infection, but also used for treatment of infections. Farmers tried to gather as much information as they could about management of illnesses in animals to enable them to treat their animals correctly. Interestingly, in Nagongera residents described using the antibiotics prescribed for humans to treat their animals, especially when their animals developed symptoms similar to those experienced by humans. Antibiotics for humans were generally easier to access with a small amount of money. By giving antibiotics, people were able to ensure that they did not lose their animals to infection, which meant they could sell them and make an income for the household.

## **Discussion**

The discourse on AMR focuses on global health security which mainly involves protecting borders, bodies and antibiotics and securing populations from drug resistant infections. The concept of (in)security offers an opportunity to extend analyses to dimensions of security that receive less attention in the current discourse on antimicrobial resistance. By drawing on ethnographic research carried out in Tororo, Kampala and Wakiso, we bring to the fore dimensions of insecurity experienced by people in their daily lives including property insecurity, insecurity of livelihoods, climate insecurity, food insecurity, water insecurity, and health insecurity. Here, we describe the overall insecurity that people live in, recognising that not every dimension of insecurity directly influences antibiotic use. However,

considering the ways that widespread insecurity across multiple strands of life impacts antibiotic use is crucial. Our findings reveal that antibiotics have become a way of countering insecurities and the precarious conditions of life, suggesting that reliance on antibiotics cannot be addressed without addressing the insecure environment within which people live.

Our findings revealed the multiple layers of insecurity that people experience every day. Consistent with what we observed in our study, economic insecurity has been reported to be widespread globally. In 2020, global extreme poverty was reported to have risen, with an additional 120 million living in poverty and the number expected to rise to 150 million by the end of 2021 (Lackner et al., 2021). Employment insecurity is a problem globally with the global unemployment rate reported at 5.4 percent while 630 million workers worldwide live in extreme or moderate poverty (International Labour Organisation, 2020). Food security is getting worse in Africa due to climate shocks, conflict and economic challenges, with 277 million people reported to experience severe food insecurity (Food and Agricultural Organisation et al., 2020). About 400 million people in Sub Saharan Africa are facing water insecurity and have no access to basic drinking water supply (Mason and Corfee-Morlot, 2019).

The economic insecurity and inequalities that we observe today, have been described as rooted in a multitude of historical processes that shaped the institutions of different societies, one of the most important being European colonialism (Acemoglu and Robinson, 2017; Settles, 1996). While colonialism positively impacted development in some places, it also had negative impacts on the colonised states, where physical, human, and economic resources were extracted and economic systems that met the needs of the colonising states such as the commodity-based trading system and the cash crop agriculture system, were introduced. This created an unbalanced pattern of trade and economic inequalities that are still in evidence today, where the colonised states depended on goods manufactured by developed nations, despite being the primary source of raw materials. The

international economic order based on neoliberal ideas has re defined the role of the state and led to increased commercialisation of all sectors of society, resulting in the restructuring of the welfare state, increased precarity and inequality, increased unemployment and income disparities (Feldman, 2019; Obeng-Odoom, 2012). With globalisation, economic insecurity has further escalated as opportunities and rewards are unequally distributed, with wealth and power being concentrated among a small group of people and nations, while others are marginalised and suffer increased poverty, unemployment and inequality (Baru and Mohan, 2018; Gamage, 2015). With the implementation of economic and structural reforms that underly neoliberal policies, there has been an increase in fraud and corruption which have negatively impacted development programmes globally (Reinsberg et al., 2019; Wiegatz, 2010).

The prevalence of insecurities worldwide is observed by global actors and institutions such as the World Bank, World Health Organisation, the United Nations Development programme and the Food and Agricultural Organisation, as well as national actors at country level. However, action to address insecurity is often foreclosed, as responses taken tend to be fragmented and temporary resulting in marginal differences experienced in the lives of people affected. Since 2014, the Ugandan government has been running the Operation Wealth Creation Programme to address economic insecurity by transforming subsistence farmers into commercial farmers (Tabaro, 2018). Challenges inherent in the top bottom approach taken by the programme have limited its success (Parliament of Uganda, 2017). Much as poverty is reported to be reducing in Uganda, social indicators such as education and health continue to deteriorate in some parts of the country and economic uncertainty persists (Lubaale, 2019; Wiegatz et al., 2018). The global health security agenda has been critiqued for focusing on protecting high income countries while positioning LMICs as the source of public health threats (Flahault et al., 2016) Flahault (2016) and colleagues argue that values of equity and solidarity should be incorporated into the global health security agenda to overcome its current limitations. The dominant approach of the global North shaping the global health agenda and policies like we see with AMR reinforces power

dynamics and inequalities carried forward from colonial times in the global South (Anderson, 2014; Richardson, 2020). Notably, technical solutions embedded in the North-South relations that dictate antimicrobial resistance policy deliberately aim to depoliticise solutions and avoid state infrastructures (Mateos and Suárez-Díaz, 2020). As an example, despite models suggesting that improvement in water, sanitation and hygiene (WASH) infrastructure has the potential to promote large reductions in antibiotic use (Araya et al., 2016), WASH programmes continue to focus on correcting individual behaviour through interventions on handwashing and improving water quality through water treatment (Pickering et al., 2019). Evaluation of the behavioural models used in WASH has revealed poor uptake of hand washing and water treatment, limited sustainability and limited impacts on child diarrhoea (ibid). It is crucial to invest in water and sanitation infrastructure in order to see a decline in reliance on antibiotics as quick fixes (Denyer Willis and Chandler, 2019).

Behaviour change tools have the potential to effect negative unintended consequences because of their emphasis on individual responsibility and apportioning blame to individuals. The use of stigma for example may be effective in changing behaviours that are entrenched, but may also cause damage to those who are most vulnerable and reinforce health disparities (Brewis and Wutich, 2019). Antibiotics are entangled with our present day infrastructure, and they perform roles in society that enable particular forms of life (Chandler et al., 2016). Evidence from ethnographic research conducted in East Africa has highlighted how antimicrobials operate as a quick fix for healthcare, productivity, hygiene, and inequality (Denyer Willis and Chandler, 2019). Denyer Willis and Chandler propose a shift in focus from individual practices of antimicrobial use to the structural dimensions of antimicrobial use (ibid). They propose that emphasis be put on investment in health care, water and sanitation infrastructure in order to see a decline in reliance on antibiotics as quick fixes. Our findings from Tororo, Kampala and Wakiso underscore that addressing the insecurities and precarity that people experience daily, calls for systemic solutions such as investing in good quality health care systems and safe water systems. In

addition, anthropologists have called for tailoring of interventions to address the widespread use of antibiotics to the local context, to ensure that those bearing these multiple insecurities are not left more vulnerable by narrowly focused interventions (Chandler, 2019).

Lastly, Lakoff (2010) draws attention to the existence of conflicting rationales for intervening in the field of global health. Global health security allows the wealthy nations to protect themselves from disease threats that have the potential to spill over from other nations (Lakoff, 2010). On the other hand, humanitarian biomedicine offers the aid needed by nations lacking the public health infrastructure to efficiently manage existing health crises. While AMR is positioned within the global health security agenda, it shares particular characteristics that place it in tension with a more humanitarian dimension of global health, which is also part of the antimicrobial resistance discourse. Recognising and responding to the insecurities that people face enables both global health security and humanitarian biomedicine to exist as more complementary rather than conflicting aspects of global health governance.

This study had several limitations. First, our findings were based on observations of a few selected households and farms. However, we believe that our findings are an accurate representation of everyday life in these settings, as we spent 10 months with the residents and witnessed events first-hand. Second, the households and farms that we spent time in were selected conveniently based on expressed interest of residents to engage in the study following their participation in the antibiotic surveys. Although, the findings from these observations may not be generalisable to the wider Ugandan population, they provide insights into the ways that antibiotics are entangled with the multiple dimensions of insecurity that people encounter in their everyday lives.

In the AMR discourse, the focus of global health security is on potential future threats to nations, mainly the wealthy ones motivated by the desire to protect themselves and secure populations from drug

resistant infections. Our findings draw attention to insecurity, which points to what is lacking today in peoples' lives that threatens their very survival and livelihoods, shaping the way they use antibiotics. Addressing antibiotic use therefore requires going beyond our current focus on securing borders, bodies and medicines for the future, and addressing other dimensions of insecurity that people experience. This calls for widening of the focus of the global health security agenda to include the way that people experience health insecurity emerging from the wider insecurities that afflict their lives, and which do not make it onto that Global Health Security agenda. The multi-dimensional and complex nature of AMR and antibiotic use needs to be fully appreciated by all stakeholders engaging in efforts to optimise antimicrobial use. Addressing social, political and economic structures has the potential to produce solutions that can achieve equitable and sustained impact.

## **Acknowledgements**

We wish to thank our study participants in Tororo, Kampala and Wakiso for their contribution to the data presented in this article. We are grateful to the district health teams, district veterinary and production office teams, healthcare providers, local council leaders and village health team members that provided support and guidance during the data collection process.

## **Transparency declarations**

None to declare.

## **References**

- Aldis, W. (2008). "Health security as a public health concept: a critical analysis." Health Policy and Planning **23**: 369-375.
- Baldwin, D. (1997). "The concept of security." Review of International Studies **23**: 12-18.
- Butler, J. (2010). Frames of war: when is life grievable. London:Verso.
- Buzan, B., O. Waever and J. De Wilde (1998). Security: A New Framework for Analysis. . Boulder, CO: Lynne Rienner.
- Chandler, C. I. R. (2020). "Current accounts of antimicrobial resistance: stabilisation, individualisation and antibiotics as infrastructure." Palgrave Communications **5**(53).

Commission on Human Security (2003). Human security now: protecting and empowering people. New York., United Nations.

Denyer Willis, L. and C. I. R. Chandler (2019). "Quick fix for care, productivity, hygiene and inequality: reframing the entrenched problem of antibiotic overuse." BMJ Global Health **4**:e001590.

Global Health Security Agenda. Retrieved 07/05/2021, 2021, from <https://www.GHSAgenda.org/>.

Global Health Security Agenda (2015). Global health security agenda pilot assessment of Uganda.

Goldstein, D. M. (2010). "Toward a Critical Anthropology of Security." Current Anthropology **51**(4): 487-517.

Government of Uganda (2012). Uganda National Meteorological Authority Act 2012.

Lakoff, A. (2010). "Two Regimes of Global Health." Humanity: An International Journal of Human Rights, Humanitarianism, and Development **1**(1): 59-79.

Lancet (2007). "WHO fails to address health security." The Lancet Global Health **370**(9589): 714.

Mbonye AK, Buregyeya E, Rutebemberwa E, Clarke SE, Lal S, H. KS, Magnussen P and LaRussa P (2016). "Prescription for antibiotics at drug shops and strategies to improve quality of care and patient safety: a cross-sectional survey in the private sector in Uganda." BMJ Open **6**:e010632.

Millar, K. (2008). "Making Trash Into Treasure: Struggles for Autonomy on a Brazilian Garbage Dump." Anthropology of Work review **29**(2): 25-34.

Millar, M. K. (2014). "The precarious present: Wageless Labor and Disrupted Life in Rio de Janeiro, Brazil." Cultural Anthropology **29**(1): 32-53.

Penglase, B. (2009). "States of Insecurity: Everyday Emergencies, Public Secrets, and Drug Trafficker Power in a Brazilian Favela." Political and Legal Anthropology Review **32**(1): 47-63.

Uganda Ministry of Health, A. I. a. F. Uganda Ministry of Agriculture, Uganda Wildlife Authority and U. M. o. W. a. Environment. (2016). Framework to strengthen the One health approach to prevent and control zoonotic diseases in Uganda.

United Nations Children's Fund (1998). The State of the World's Children. Oxford, Oxford University Press.

United Nations Development Programme (1994). Human Development Report 1994 : New Dimensions of Human security. Oxford, Oxford University Press.

United Nations Development Programme (2016). From the MDGs to sustainable development for all: Lessons from 15 years of practice.

World Health Organisation (2002). Health and Human security. Regional committee for the Eastern Mediterranean. Forty ninth session. Agenda item 9.

World Health Organisation (2005a). Basic Documents (forty-fifth edition). Geneva, World Health Organization.

World Health Organisation (2007a). World Health Report 2007: a safer future: global public health security in the 21st century. Geneva, World Health Organization.

Yuk-ping, C. L. and N. Thomas (2010). "How is health a security issue? Politics, responses and issues." Health Policy and Planning **25**: 447-453.



### **8.3 Chapter summary**

This paper has described the multiple insecurities that characterize peoples' everyday lives and the ways that antibiotics have become a form of security. Chapter 9 draws on the insights from Chapters 5 to 8 to highlight the implications of this thesis for health social sciences, AMR policy and practice and public health research.



## **Chapter 9. Discussion**

### **9.1 Introduction**

This thesis has focused on how antibiotics intersect with life, livelihoods and healthcare for humans and animals in Uganda. It has provided new insights into the roles of antibiotics in everyday life in a rural setting, drawing comparisons with urban and peri-urban settings. In this chapter, I review the key findings from each of my chapters before exploring the implications of my findings for health social sciences, AMR policy and practice, and public health research. I highlight the strengths and limitations of my research and close the chapter with reflections on where my PhD journey has taken me.

### **9.2 Summary of findings**

In presenting the findings of my PhD work in this thesis, I began in **Chapter 5** by laying the foundation with an account of patterns of antibiotic use for human and animal treatment in Uganda focusing on households and farms in rural, urban and peri-urban settings. Based on data from antibiotic surveys, I described how the frequency of antibiotic use varies from place to place, as does the types of antibiotics being used in different areas – particularly between rural and urban areas. I highlighted the need for further research to understand why we see such heterogeneity between local geographies in the frequency and types of antibiotics used, and why particular antibiotics are so commonly used. I also highlighted that antibiotics are mainly acquired through the private sector for both human and animal use and the need to recognise the important role that the private sector plays today in providing access to antibiotics. I proposed that interventions to optimise antibiotic use would need to be tailored to specific sites and populations. This approach would mean that an intervention that may work in one setting or population may not necessarily work in another. Each setting or population would have to be

considered as unique and therefore requiring a specific intervention package to avoid unintended consequences.

**Chapter 6** drew upon ethnographic fieldwork to describe how taking antibiotics in rural households relates to the social milieu created through policies that follow President Museveni's vision for a population who 'tap wealth', in a context of every day precarity and discourse of betterment in today's competitive modern Ugandan society. I described how antibiotic use was one of the ways that people tapped opportunities in a landscape where clinical research and NGOs presenting medicines among other opportunities, has for decades become a way for people to better themselves. I highlighted that antibiotics had become essential in rural households for coping with the lack of good quality health services, inadequate sanitation, lack of clean water, and uncertain economic opportunities. I proposed that there was need for a closer connection to be made between medical and economic anthropology to push forward understanding of health, medicines and wellbeing in Africa.

**Chapter 7** drew upon ethnographic fieldwork to describe antibiotic prescription practices in lower-level government health centres at a time when health workers are under pressure to comply with clinical guidelines to implement narrower gateways to antibiotic prescription as a way to securing antibiotics. I described how clinical practice was shaped by availability of resources, and professional and patient expectations, as much as by the guidelines in a context of scarcity where 'care' is characterised by the delivery of medicines, and constituted beyond algorithmic outputs. I also highlighted how emphasising action to secure medicines seemed to conflict with the wider remit of health workers to provide care in context. In a context of scarcity, antibiotics are vehicles of care, enabling health workers to cope with gaps in laboratory capacity and health worker training, as well as managing possible infection. Therefore, beyond disseminating guidelines, antimicrobial stewardship programmes will also require

investment in general health infrastructure and human resources, and wider recognition and support for patient-centred rather than medicine-centred care.

In **Chapter 8**, I drew on a cross site analysis of ethnographic data gathered from the rural, urban and peri-urban sites of the AMIS Project, to render visible the insecurities that people live with every day including insecurity of livelihoods, food insecurity, and health insecurity. I reflected on the way security is thought about in the global AMR discourse where the focus is on emerging infectious diseases and preparedness of nations to act against outbreaks whose consequences may be catastrophic, and securing what is seen as currently available – borders, bodies, medicines – from a future threat. By contrast, everyday life in the rural, urban and peri-urban study sites focuses on managing insecurity, and this drives reliance on antibiotics and shapes the way medicines are used. I highlighted how antibiotics had become a way of countering the multiple insecurities and the precarious conditions that people live in. I proposed that addressing antibiotic use requires going beyond our current focus on securing nations, bodies and medicines for the future, and addressing the everyday insecurities that shape the way antibiotics are used. This calls for a shift in focus from individual antibiotic use practices to the structural dimensions of antibiotic use.

Taken together, these chapters illustrate that antibiotic use is at the centre of the way people sustain everyday life in modern Uganda. Antibiotic use is shaped by wider social, economic and political factors beyond individual actors, such as consumers and prescribers. Social factors shaping antibiotic use include the culture of opportunity where medicines are considered as a very particular kind of opportunity that people can take to better themselves. Economic factors include the need to keep alive and the way this is encountered through precarious living. Political factors include the way that infrastructure is systematically underinvested in in some places where people live with a paucity of good quality health services, clean water and sanitation facilities. In addition, antibiotic use is shaped by

ecological factors, such as climate uncertainty, that contributes to food scarcity and low household incomes in areas where people depend on agriculture for survival. At a time when stewardship programmes are emphasizing action to secure medicines, these findings highlight the current everyday realities within which antibiotics are used by consumers and prescribers within and beyond formal healthcare settings, clarifying why and how antibiotics are used. Therefore, an in-depth understanding of the relationships between people, animals and medicines is needed when considering alternative paths to intervention.

### **9.3 Implications for health social sciences**

In this section, I explore the potential contributions of this thesis to the field of social sciences in understanding the social, political and economic work that antibiotics do in society.

#### **9.3.1 Understanding the social, political and economic work that antibiotics do in society**

This research took place in the same district in Uganda as the long-term ethnographic work of Susan Reynolds Whyte. Whyte's influential work, including on the Social Lives of Medicines (Whyte et al., 2002), has provided critical insights about the different ways in which these objects have taken on meaning and power in different scenarios well beyond formal healthcare settings. Her research poses the question of what arrangements and forms of life are brought into being through medicines, and I followed this theme in my exploration of the work that antibiotics do in society – in social, political and economic life. I aimed to understand what sustains, or is sustained *by*, antibiotics in my study context. My analysis was informed by the anthropological literature on precarity, which was very helpful in understanding Nagongera as a rural area that has been socially and politically marginalized for decades. I contribute to the anthropological literature on precarity, through carefully analysed empirical material that shows how antibiotics mitigate the many risks encountered in everyday life, and how these relate to wider political and economic imperatives. I began this research and carried out ethnographic

fieldwork with a focus on how antibiotics were deployed as devices for supporting care. But, during the course of my fieldwork, it became apparent that antibiotics served as a more expansive infrastructure within and beyond meeting immediate health needs. The themes of tapping opportunities and entrepreneurialism recurred throughout my research, and antibiotics appeared interwoven with these social and economic trends. My focus then expanded to foreground this apparent cultural imperative and interrogate its links with everyday antibiotic use.

The literature on the anthropology of entrepreneurship has not been fully linked to the anthropological literature on use of medicines, and the contexts within which medicines are deployed have not been explored through the lens of entrepreneurialism and the culture of opportunity. In this research, I desired to understand and document antibiotic use 'in context'. When we think of context in medical anthropology, we often focus on 'political, economic, historic' aspects. Throughout this research I have found this framing lacking for me, and have been compelled instead to trace the ways that an economic imperative – *to tap wealth* – is experienced in everyday life, transforming even the ways medicines are understood and deployed. In finding that I could not describe antibiotic use without first rendering visible how economic narratives and aspiration constitute a distinctive social milieu in Tororo, I observed a gap in our typical analyses within the sub-discipline of medical anthropology. Whilst health related analysis frequently cites resource constraints as an influencing factor, it is less common to see an integrated economic-medical anthropological analysis developed. I propose that further research is required to take seriously the ways that health, medicine and wellness are entangled with emerging economic forms, to contribute to the development of our understandings of health.

## **9.4 Implications for AMR policy and practice**

In this section, I build on the recommendations for antimicrobial stewardship proposed in the preceding chapters by providing more detailed considerations. The use of social theory in this research has prompted me to question what may at first appear self-evident, which has enabled me to make recommendations that extend beyond changing the knowledge and behaviour of individuals through education – hitherto the focus of global health actors when it comes to addressing the overuse of antibiotics. While these recommendations are drawn from the study of everyday life in rural, urban and peri-urban settings in Uganda, they could be applied when considering antibiotic use among other populations living in precarity and in low-income settings.

### **9.4.1 Addressing antibiotic use drivers**

#### *Tailoring stewardship interventions to specific settings and populations*

Interventions aiming to optimise antibiotic use could learn from the detailed information provided in this research, that highlights the need to move away from ‘one-size-fits-all’ interventions. As an example, among subsistence farmers in rural households in Tororo, the main challenge was limited access to veterinarians as well as medicines for animals mainly because of cost while among commercial farmers in peri-urban Wakiso the main challenge was numerous risks that they shoulder solely with no safety nets. While providing safety nets for commercial farmers, such as affordable insurance schemes, might reduce their likelihood of turning to antibiotics to secure their financial investment and livelihoods in peri-urban Wakiso, this may not necessarily work among subsistence farmers in rural Tororo. Instead, addressing the current set-up of the veterinary sector to enable veterinarians employed by the government to extend their work beyond the provision of advisory and preventive services such as immunisation, to return to offering treatment services at a subsidised cost, may reduce residents’ experimental self-treatment of livestock.



During the course of the AMIS project, our study participants expressed interest in getting information on what conditions antibiotics should be used for, which antibiotics to use, and the dosing both for human and animal treatment. However, attempts to follow up with professionals in human and animal sectors on the possibility of sharing this information was met with resistance, as they believed this information should be restricted to fully trained professionals such as veterinarians and medical practitioners. This constitutes a barrier because, as our findings reveal, antibiotics themselves move outside of the professional boundaries. There is need to consider what information is feasible and acceptable for sharing with end users, for example in antibiotic package inserts about how and when to use these medicines. Grace (2008) and colleagues have shown the benefit of providing cattle farmers with information on the diagnosis and treatment of bovine trypanosomiasis (Grace et al., 2008). In a cluster-randomized trial that was conducted in south Mali in 2004, cattle farmers were given an information leaflet coupled with a practical session on treatment of presumed-sick cattle with trypanocides. Grace and colleagues reported higher improvements in knowledge and effectiveness of farmer treatment of trypanosomiasis and improved clinical outcomes in the test group. As a starting point, key stakeholders could be engaged through workshops to understand what they would consider acceptable and feasible information to share outside of the veterinary and medical encounters. Materials such as pictorial messages with simple language descriptions could be developed in the form of package inserts or posters that can easily be used by end users – as we have seen in the past in the case of coartem produced by Novartis for the treatment of malaria.

### *Investing in infrastructure*

In **Chapters 6 and 7**, I drew attention to the roles that antibiotics play in everyday life in rural households and in healthcare settings. Antibiotics played a key role in mitigating the many risks encountered in everyday life – such as inadequate sanitation facilities, limited access to clean water and good quality healthcare – enabling people to be able to tap opportunities. Addressing these social,

political and economic structures has the potential to produce solutions that can achieve equitable and sustained impact. For example, improving community infrastructure, including water and sanitation facilities, to improve waste disposal and hygiene, would likely reduce illness and infection and thus reduce reliance on antibiotics in the rural and peri urban settings of the study.

The findings from this research will be useful to policy-makers tasked to make decisions about addressing antibiotic resistance. With increasing concerns about protecting antibiotics to ensure that they remain effective, policy-makers have focused on changing the behaviour of individuals including patients, prescribers and farmers, in order to minimise the development and spread of AMR. My findings provide evidence of why and how people use antibiotics for humans and animals, highlighting different ways for people to consider antibiotic use and presenting insights on alternative paths to intervention. At the local level, my research provides a locally relevant perspective on the role of antibiotics for Ugandan society more generally.

Under the AMIS project, we have promoted the concept that antibiotics are 'infrastructure', meaning that they are a part of the fabric of our health systems but also our societies. This framing has been taken up widely, by policy makers, funders and other researchers globally. Locally, the concept of antibiotics as infrastructure has been interpreted in different ways. In one of our dissemination meetings, an official from the One Health Platform-Antimicrobial Access, Stewardship and Optimal Use technical working committee, highlighted efforts by the Ministry of Health and other players in the area of infection prevention and control, as strides in improving infrastructure. On the other hand, my findings have also drawn attention to the ways that antibiotics become a 'quick fix' to make up for a shortfall in other things, such as the provision of good hygiene and good care, and this means that if we want to reduce our use of antibiotics, we need to focus on improving hygiene and care (Denyer Willis and Chandler, 2019). This framing has also been taken up by others in research, policy and practice, and

better understood as compared to the concept of infrastructure. For these findings to be better taken on board by key stakeholders, we need to find ways to talk about antibiotics as part of the fabric of our society that can be understood by policy-makers. One approach that could be undertaken, could be using case studies as examples that vividly explain the linkages between the multiple factors that shape the way antibiotics are used.

### *Securing people rather than medicines*

In **Chapter 8**, I described the ways in which antibiotics provided some form of security in the insecure environments that people lived in. I proposed that antimicrobial stewardship interventions seeking to optimise antimicrobial use needed to incorporate efforts to provide security for people on an everyday level if medicines are to be secured. One way of doing this, would be by addressing economic insecurity across all the study settings. Doing so could help achieve health security and other forms of security, preventing people from turning to antibiotics to counter the everyday insecurities that affect them in different ways. As a starting point, there is need for a shift in how we talk about security in the AMR discourse. As I highlighted in Chapter 8, the way that anthropologists and other scholars have interrogated Global Health security is centred on borders, violence and resistant bugs. The Global Health Security agenda is framed in such a way that it implies that things are already available, and we want to secure them for the future. In contrast, my findings draw attention to the existence of multiple dimensions of insecurity in peoples' daily lives, underscoring the need for a global health insecurity agenda. In my study settings, it is about dealing with insecurity and antibiotics play a key role in countering insecurity. Until we deal with the reality of insecurity in people's everyday lives, we are not going to be able to resolve AMR and reliance on antibiotics. This calls for widening of the focus of the global health security agenda to include the way that people experience health insecurity emerging from the wider insecurities that afflict their lives, and which do not make it onto that Global Health Security agenda.

The problem of insecurities that people experience daily is observed by national and global actors and institutions but taking action to counter these is often foreclosed. In cases where responses are taken, however, they tend to be fragmented or a temporary fix by patching things up. This is observed with the Operation Wealth Creation Programme in Uganda that has a goal of getting peasants into the money economy by encouraging them to take up opportunities such as farming without addressing the wider conditions of the uncertain economic environment in which they operate. The challenges of the top to bottom approach taken by the Operation Wealth Creation programme, were highlighted in a report from an assessment that was carried out by the parliamentary sectoral committee on Agriculture, Animal Industry and Fisheries in 2017 (Parliament of Uganda, 2017).

The other issue is the limitations that come with the technical solutions that are embedded in the North-South relations that dictate AMR policy, deliberately aiming to depoliticise solutions and avoid state infrastructures (Cañada, 2021; Mateos and Suárez-Díaz, 2020). As an example, we can consider the water, sanitation and hygiene (WASH) programme, where despite models suggesting that improvement in WASH infrastructure has the potential for large reductions in antibiotic use (Araya et al., 2016), the focus has been put on correcting behaviour through interventions on handwashing and improving water quality through water treatment (Pickering et al., 2019). Evaluation of the behavioural models indicated that after the period of intense intervention activities, hand washing behaviours were not sustained sufficiently to maintain an impact on child diarrhoea. There was poor uptake of the water treatment programme, significant decline in use when programme activities became less intense, and no effect on diarrhoea. There is need to put emphasis on investment in water and sanitation infrastructure in order to see a decline in reliance on antibiotics as quick fixes (Denyer Willis and Chandler, 2019). In addition, some scholars have noted the down side of some behaviour change tools, such as the use of stigma which may be effective in changing hard-to-shift behaviours but may also have the unintended consequences of causing damage to those who are most vulnerable and reinforcing health disparities

(Brewis and Wutich, 2019). They emphasise the need for a shift from individual responsibility that comes with apportioning blame to individuals, but recognise that this shift may be difficult to attain as beliefs of individual responsibility are deeply embedded in the values of neoliberalism, which have been adapted in public policy and health practice but also in society in general (ibid).

As part of the AMIS study dissemination activities, we had the opportunity to share our findings with key stakeholders including members of the One-health technical working committee on Antimicrobial Stewardship, Optimal Access and Use of Antimicrobials, that is mandated to coordinate antimicrobial stewardship activities in Uganda. We highlighted the need to address economic insecurity and also invest in community infrastructure to reduce infection and the need for people to rely on antibiotics. This recommendation was found to be broad, and the AMIS team was tasked with breaking it down into immediate, short-term and long-term recommendations. One of the reasons that this recommendation has been challenging for stakeholders to take up, is that it cuts across many sectors – such as health, water and environment, agriculture, finance, and economic development – and would require coordination and inputs from each sector. It is important to note that some sectors, such as finance and economic development, have no representation on the One Health Platform that oversees all issues related to AMR in Uganda. The complexities of engaging different sectors that have traditionally worked independently and have differences in available resources and facilities becomes a challenge that has rendered the One Health approach difficult to implement (Cañada, 2021). The multi-dimensional and complex nature of AMR and antibiotic use is yet to be fully appreciated by all stakeholders. This adds a layer of complexity in taking up some of my recommendations.

#### **9.4.2 Expanding the One health approach to AMR**

My findings focus on humans and animals, consistent with the One Health approach that has been preferred as an integrated and holistic approach for achieving objectives related to tackling AMR. In

**Chapter 2**, I highlighted one of the shortcomings of the One Health approach: the prioritising of scientific evidence produced by biomedical professionals, over other forms of knowledge that are equally important. This research demonstrates the value of an ethnographic approach to studying the ways antibiotics are incorporated into the lives of both humans and animals. My findings are an example of careful consideration of the complex social, cultural and economic relations that people have with animals. In **Chapter 8**, I described climate instability as one of the insecurities that people encountered, contributing to low yields from agriculture, food insecurity and low household incomes and directly impacting healthcare and the way medicines were used in the local area. Notably, climate instability falls under the environment pillar of the One Health approach to AMR. However, the environment pillar of One Health often receives less attention as compared to the human and animal pillars (Humboldt-Dachroeden and Mantovani, 2021). There is need to consider AMR as an anthropogenic problem that might better be addressed within a planetary health framework, that focuses on understanding and addressing challenges emerging from human caused disruptions of the earth's natural systems. Most importantly, we need to recognise the limitations of restricting ourselves to frameworks and consider other important factors that become obscured when our focus is on frameworks. Instead, we should continue to 'follow' our research objects or subjects, in this case antibiotics as advocated by Marcus (1995), so that we can be less restrained in what we see and in a better position to understand complicated research subjects and objects that move across multiple sites (Marcus, 1995).

#### **9.4.3 Improving regulation of antibiotics outside of the public sector**

In **Chapter 5**, I reported that antibiotics were mainly acquired through the private sector for both human and animal use in all three study areas. In **Chapter 6**, I described how residents relied on local drug shops and private clinics, where medicines were available at the lowest cost possible. In **Chapter 8**, I talked about challenges that farmers faced in discerning genuine animal health workers from the pool of private veterinarians, and genuine farm products including medicines on the market in a context where

all veterinary clinical services are provided by the private sector (Ilukor et al., 2012). These findings render visible the important role of the private sector in providing access to antibiotics in Uganda. Policy makers need to recognize the role of the private sector and the importance of addressing the roles of antimicrobial markets within and beyond the formal health sector, when developing programmes to optimise antibiotic use.

In a country like Uganda with a predominant private health sector, improving how regulation of the private sector is implemented would be helpful in addressing who handles antibiotics and what antibiotics are sold. Most importantly, the sale of antibiotics on the Watch and Reserve lists of the World Health Organisation would be controlled. There have been efforts by the NDA to regulate pharmaceuticals in the private sector. These have included operations that involve closing drug outlets that are run by unqualified personnel and drug outlets found trading in expired drugs or re labelling drug packages. The NDA has also conducted operations to curb the selling and hawking of human and veterinary drugs in shift markets in Uganda. The punitive measures usually taken include arresting the culprits and having their medicines impounded. Despite these efforts, antibiotics continue to be handled by health professionals and end users, that are not legally allowed to do so and to be sold in drug shops and markets.

The Uganda National Action Plan on AMR 2018 specifies measures that will be undertaken to regulate the use of antibiotics outside the public sector. The plan proposes to start by carrying out a situational analysis of the existing regulations and their implementation and enforcement. To strengthen regulation of antimicrobials, the NAP proposes to increase support to the NDA and sensitise private providers of antibiotics of NDA regulations to increase compliance. In addition, enforcement of compliance to over-the-counter dispensing guidelines and sensitization of the public on the NDA regulations are proposed to increase compliance. Much as these plans are useful for regulation, there is need to understand the

different stakeholders and networks involved in the private sector and how they influence the medicine markets. Key stakeholders and networks need to be brought into the conversation when thinking of improving the regulation of antibiotics. Some researchers doing work on regulating medicine markets in Uganda have highlighted the various actors, organisations and networks that influence the medicine market, such as the Pharmaceutical Society of Uganda, the Pharmacy Board and the National Drug Advocacy Initiative (Hutchinson et al., 2020). They have proposed the establishment of dialogue between the NDA and these different actors to come up with collective solutions that might improve regulation in the market. They advocate for bottom-up interventions to regulate the medicines market more effectively, such as forming new partnerships and engaging key actors in the design of new regulation interventions.

Miller and Goodman (2016) have highlighted the role of regulation in shaping pharmacy provider practices in low and middle income Asian settings (Miller and Goodman, 2016). In their systematic review, they show that in an intervention conducted in Lao PDR involving inspection visits, punishments for violation of sanctions, supply of updated regulatory documents and reinforcement of the rules led to improved practices, such as less mixing of different drugs in the same package and order in the pharmacy. In Bangkok, Thailand, the regulatory component of the intervention led to a reduction of dispensing of prescription only steroids. However, enforcing regulation is costly and logistically challenging, which calls for leveraging on existing structures such as those set up by the organisational model of chain pharmacies to deal with the fragmented nature of pharmacy retail and improve regulation (Miller et al., 2018). They emphasise the need to address corruption in the health sector if regulation is to be improved (ibid). With dynamic medicine markets and emerging trends in LMICs such as e-Pharmacy, scholars have highlighted the need to ride on the opportunities for traceability and transparency provided by e-pharmacy to improve regulation (Miller et al., 2021). This would call for investment in expertise to manage the system and adaptation of regulatory processes.



#### **9.4.4 Repositioning systems as stewards of antibiotics**

In **Chapter 7**, I highlighted that clinical practice in primary care health facilities was shaped by availability of resources, and professional and patient expectations, as much as by the clinical guidelines. In addition, in **Chapter 7**, I wrote about the ways that health workers suspected resistance when a patient seemed to have failed on an antibiotic, informing their decision to prescribe what they considered to be a stronger antibiotic. The continued focus on resistance by stewardship programmes may have an unintended consequence of reinforcing this practice if not addressed (Pearson and Chandler, 2019). As such, this disconnect in understanding needs to be carefully considered when designing antimicrobial stewardship interventions, such as health worker awareness campaigns, to avoid negative unintended consequences. In addition, other scenarios that antibiotics have become a solution to addressing such as the management of infections with bacteria that are not covered by the originally prescribed antibiotic and management of non-bacterial infections as well as non-infectious causes of infection, would have to be addressed as part of stewardship intervention packages.

In Uganda, the main stewardship intervention so far in healthcare settings has been updating and disseminating of clinical guidelines. Clinical guidelines have been adopted throughout the health system aiming to optimise antibiotic use. With limited resources, high level health facilities such as hospitals have been prioritized for dissemination of the revised guidelines. Indeed, lower-level health facilities such as HC IIs in Tororo had not received the updated 2016 clinical guidelines when I did my fieldwork in 2020. It is still unclear how a combination of various stewardship interventions beyond clinical guidelines, would be received and implemented in Ugandan health facilities where the existing structures of healthcare continue to rotate around the giving of medicines. Removing antibiotics from health care encounters is likely to be a challenge.

Being a member of the Uganda One-health technical working committee on Antimicrobial Stewardship, Optimal Access and Use of Antimicrobials gave me an opportunity to listen to ongoing work and plans for antimicrobial stewardship focusing on healthcare settings. One research group that often gave progress reports on antimicrobial stewardship work in public health centres, was the Infectious Diseases Institute supported by the Global Health Security Partnership Engagement. Their scope of activities involved supporting the National Medicine and Therapeutic Committee and activating as well as training medicine and therapeutic committees, infection prevention and control committees and antimicrobial stewardship committees in six regional referral hospitals in Uganda, to promote rational use of antibiotics. There was an emphasis on disseminating the updated 2016 clinical guidelines which were reported to be available in all 6 regional hospitals following the intervention of the project. Other activities carried out by this project included strengthening laboratory capacity in the six regional referral hospitals, training prescribers on best practices, and sharing data on antimicrobial resistance and antimicrobial use and consumption. These activities taken together were expected to lead to improved antibiotic prescription practices and optimal use of antibiotics. In the National antimicrobial stewardship meetings, some stakeholders shared findings focusing on consumption of antibiotics in public health facilities revealing noncompliance with Ugandan clinical guidelines and recommending that there was need to strengthen national antimicrobial stewardship programs (Nambasa et al., 2020; Namugambe et al., 2021). With a focus on training and educating health workers on antibiotic use and infection prevention and control, what seemed to be missing from the conversations was a consideration of and plans to address gaps in the general health infrastructure such a limited human resource, equipment and supplies that impact on healthcare provider prescription practices.

There is need for a shift in thinking among key stakeholders to go beyond correcting prescribing behaviour if antibiotic use is to be optimised. One step in that direction could be for antimicrobial stewardship interventions to consider *systems* as well as *individuals* to be stewards of antibiotics.

Beyond disseminating guidelines, antimicrobial stewardship programmes should invest in the general health infrastructure such as equipment, medicines and supplies; as well as training of healthcare practitioners to improve health workers' ability to deliver quality care beyond the provision of medicines. Some scholars have drawn attention to the need for antimicrobial stewardship programmes to incorporate efforts to address context specific structural conditions to which antibiotic use has become a solution. Tarrant, in her study of factors that influence the overuse of broad spectrum antibiotics in high and low income, public and private healthcare settings, highlights system level factors that conflict with stewardship goals, such as inadequate material resources in hospitals (Tarrant et al., 2021). She recommends that stewardship programmes include a focus on identifying solutions to structural issues, such as investment in diagnostic facilities and healthcare facilities in general. Recognising that addressing structural issues requires extensive investment, she suggests some low-cost solutions, such as committing the limited available microbiology resources to patient groups where they have the highest impact. Focusing on structural factors shaping antibiotic use in healthcare settings, allows us to ask different questions such as 'How can we design infection control interventions that are feasible in suboptimal hospital environments?'(Tarrant et al., 2021). The need for a paradigm shift to incorporate the multiple dimensions, ranging from personal, interpersonal and institutional factors, that shape the way antibiotics are used, is essential if antimicrobial stewardship programmes are to be successful (Broom et al., 2019).

#### **9.4.5 Sharing lessons on antibiotic use emerging from different fields of study**

As reported in **Chapter 6**, residents had resorted to using antibiotics in a piecemeal manner to cope with persistent illnesses. However, the burden of antibiotic resistance already being faced by our study population in the rural Tororo and urban Kampala, is not clear. During the course of this project, this was a question that was raised by some stakeholders that I engaged with on platforms where I shared my research findings from rural households, as well as those from the urban study site in the AMIS

study. The findings from the antibiotic surveys presented in **Chapter 5** showing frequent use of antibiotics across the rural, urban and peri-urban study sites, suggest that antibiotic resistance is likely to be a problem now and in the future. For many people if there is resistance to first line treatments as has been reported in some settings in Uganda (Kabugo et al., 2017; Katongole et al., 2019; Katongole et al., 2020), then access to the next line of treatment may be challenging making AMR a critical problem.

Very few studies have combined an ethnographic approach to understanding the everyday realities of particular antibiotics, including why and how antibiotics are used in different settings, with the collection of microbiology data. One ongoing study in Uganda, Kenya and Tanzania has taken on a multidisciplinary approach to investigate the social, biological and community level drivers of AMR (Asiimwe et al., 2021). This study involves the use of qualitative methods to understand antibiotic provision practices and attitudes, knowledge and experiences of patients diagnosed with urinary tract infections, carrying out cultures and antibiotic sensitivity testing of urine samples collected from clinically diagnosed patients with urinary tract infections, and collecting samples from the environment for patients that are urinary tract infection positive. The findings from this multidisciplinary work on drivers of antimicrobial resistance are yet to be published. Most importantly, the findings presented in this thesis vividly explaining the ways in which people rely on antibiotics, underscores the importance of understanding the potential impacts of AMR, such as driving further use of antibiotics as well as long term ill health if the antibiotics are not working. Being able to look at the ethnographic data alongside medical microbiological data would be helpful for understanding the impacts that short- and longer-term trends of antibiotic use may have on microbial populations and drug resistant infections.

## **9.5 Implications for public health research**

In this section I bring together the areas for further research emerging from my findings in the following areas: strengthening evidence on antibiotic use outside formal healthcare settings and the need for evidence and evaluations of antimicrobial stewardship programmes.

### **9.5.1 Strengthening evidence on antibiotic use outside formal healthcare settings**

Current information on antibiotic consumption is drawn from aggregated data sources such as imports or wholesaler data, health insurance data, or hospital pharmacy dispensing or procurement data at the healthcare facility level (World Health Organisation, 2021). This data is considered a proxy estimate of antimicrobial use, but it does not reflect use of these medicines by the patients who receive it and why they use it. While antibiotic use outside of hospitals is substantial, relatively little is known about community-level use of antibiotics in LMICs. The studies that have looked at antibiotic use in the community have focused on specific populations and time periods such as children under five years of age, recently hospitalised patients or households reporting acute illness in the recent past, and particular conditions such as respiratory infections (Kibuule et al., 2016; Vialle-Valentin et al., 2012). These studies have also focused on knowledge, attitudes and practices regarding antibiotic use. It is important to understand antibiotic use practices beyond specific conditions, populations, defined periods of time and knowledge. There is still need for detailed information, including the geographic distribution of antibiotic use amongst households and farms, and the frequency and types of antibiotics. This information is crucial for informing the design of interventions to optimise antibiotics that are locally relevant and tailored to specific populations and settings. In addition, detailed information on the geographic distribution of antibiotic use as well as frequency and types of antibiotics use, could inform relevant questions that would need further exploration by other disciplines such as social sciences, microbiology, history and geography among others.

In **Chapter 6**, the evidence presented on use of medicines reflects how challenging it is to uncover the ways in which antibiotics are actually used in practice, even with extended observational fieldwork. People talked about taking medicines and showed me the medicines that they used, but I rarely saw residents actually taking medicines. Similarly, for animal treatment I did not witness the use of antibiotics in households first-hand during my fieldwork. However, residents described their practices when it came to management of illnesses in animals. This gap is also reflected in the literature on medicine use in real life settings, especially in LMICs which is limited, with very few African anthropologists studying this topic. Improving the evidence base on use of antibiotics in everyday life would add to the detailed evidence required to design locally relevant stewardship programmes.

In addition, understanding alternatives to antibiotic use for humans and animals was an area that was not explored in this thesis. Much as complementary and alternative medicine including a range of products such as natural compounds, dietary supplements and probiotics is increasingly being recognised globally as an effective approach for managing infections (Baker et al., 2018; Khameneh et al., 2019), it was rarely discussed in the Uganda national antimicrobial stewardship meetings. During the Uganda national AMR conferences that were organised annually, a few researchers doing work in the veterinary sector made presentations about phages that could be harnessed as alternative therapy to antibiotic resistant pathogens (Ssekatawa et al., 2021). However, a concern that was raised by one of the key actors in veterinary medicine in Uganda was that phages could have the detrimental effects of clearing all microbes, including the good ones.

In Uganda, the use of herbal remedies has not be widely promoted in part because there have been limited studies that have been carried out on them, raising concerns of potential public health risks (Ssempijja et al., 2020). However, the use of herbal remedies would be a particular area of interest for researchers given the wide circulation of information emphasizing the benefits of herbs in giving relief

for patients with COVID-19 in Uganda. In June 2021, the Uganda National Drug Authority approved a locally made herbal treatment for COVID-19 called Covidex following a scientific evaluation of its safety and efficacy (Athumani, 2021). The approval of Covidex was received with mixed feelings by the World Health Organisation who raised concerns that they had not approved the drug. However, locally it has been perceived as a local solution to a global challenge of COVID-19 amidst limited access to vaccines and medicines approved for emergency use.

### **9.5.2 The need for evidence and evaluations of antimicrobial stewardship programmes**

Much of the existing literature on stewardship programmes, as described in **Chapter 7**, is drawn from hospital settings, mostly in high income countries focusing on specific formal healthcare providers such as doctors in well organised human health systems (Davey et al., 2017; Wilkinson et al., 2018a).

Evidence on stewardship is generated through research studies including randomised controlled trials and non-randomised studies, controlled before and after studies, interrupted time series studies, cohort studies, and qualitative studies. These studies measure behavioural and clinical outcomes, analyse variation in effects and identify unintended consequences. Few stewardship programmes have been piloted in low and middle income countries (Akpan et al., 2020; D'Arcy et al., 2021), where there is a variety of health system arrangements including public, private, traditional, biomedical, formal and informal providers (Wilkinson et al., 2018a).

Wilkinson (2018) carried out a systematic review of 102 studies involving interventions to reduce antibiotic prescribing in LMICs. This review included primary care settings, hospitals and pharmacies. The interventions that were considered were categorised under norms and standards, knowledge interventions, decision support, supply chain, economic, and organisational/management. She highlighted that interventions in hospitals were the most commonly evaluated which could be explained by the fact that audit/feedback and stewardship programmes are most often implemented in hospitals

as compared to other healthcare settings. The evidence base she drew on was uneven, with only educational interventions and the essential medicine policy evaluated in all settings. Most of the evidence was from hospital and urban settings. There was much less evidence from formal and informal private providers and no evidence involving drug retailers or pharmaceutical companies. She concludes that the evidence base is limited with the strongest evidence coming from knowledge interventions. No study, however had looked at veterinary prescribing of antibiotics. Consistent with what I report in **Chapter 7**, Wilkinson (2018) points out the factors shaping healthcare provider prescribing as including the quality of the health system, education, patient demands and cultures of care among others. There is need for evidence drawn from different kinds of healthcare settings that go beyond hospitals and involving different kinds of healthcare providers. To go beyond educational and knowledge interventions, an ethnographic approach would be appropriate for exploring the lived realities of health care provision in different healthcare settings to provide locally relevant evidence to inform antimicrobial stewardship programmes.

## **9.6 Strengths and limitations**

The insights from this thesis illustrate the benefits of undertaking an ethnographic approach for understanding complex problems, such as antibiotic use in everyday life. Spending an extended period of time in my study setting made it possible to observe first-hand everyday life in rural households and the ways in which antibiotics are entangled with different aspects of life, and not rely only on self-reported experiences. This thesis builds on insights from research that has been conducted in the same setting in Eastern Uganda focusing on medicines as social objects (Whyte et al., 2002). Previous research has not examined how medicines are used to make certain kinds of social, political and economic life possible. Throughout this study, I was committed to unveiling the ways in which antibiotics are deployed to do social and economic work, as well as simple curative work. This research has demonstrated the



feasibility of becoming embedded in rural households, to gain a holistic understanding of the realities of life, contributing to the limited evidence available on antimicrobial use in rural settings.

The value of participatory research and comparative analysis in facilitating richer discussions with participants and enabling a better understanding of the study findings, cannot be emphasised enough. Being very familiar with my study setting, attending participant feedback dialogues where key study findings were discussed with study participants in the urban and peri-urban study sites, allowed me to reflect on findings from Tororo and ask questions about my study setting in comparison to the other study sites. In addition, the participant feedback meetings offered a platform to cross-check that I had adequately captured and reflected study participant experiences within my analysis, which was crucial for a complex topic such as medicine use in a setting where I rarely saw residents take medicines even when observing them for hours at home during my ethnographic fieldwork.

The antibiotic surveys conducted in this study were an effective way to initiate conversations about medicines through a series of interviews, make contacts for more in-depth ethnographic fieldwork, and gain insight on topics to pursue using other research methods. In a setting where people rarely distinguished antibiotics from other medicines, the use of physical samples with the drug bag method in homes and farms, was instrumental in avoiding errors in classification of antibiotics. In addition, seeing and touching the physical samples facilitated in-depth conversations and stories on medicines use. This stage of fieldwork laid a strong foundation for more in-depth ethnographic fieldwork in the local area.

The ethnographic study involved spending 12 weeks in the field during each phase of fieldwork. During my household ethnography, I was only able to spend time in three households and the health facility ethnography also involved spending most of my time in two government health facilities. While it is common in anthropological work to engage with small samples and an in-depth understanding is preferred over generalisability of findings, it has to be acknowledged that the conclusions that can be

drawn from this sample are limited. As an example, the two lower-level government health facilities where I carried out participant observations may not be typical of other government health facilities and private healthcare settings, where much of the antimicrobial dispensing happens. In addition, the three households that I observed were selected conveniently based on expressed interest of residents to engage in longer term research following their participation in the medicines survey. However, with the amount of time that I spent in the field, I was able to provide a detailed account and engage in in-depth analysis focusing on these specific sites that adds to the limited evidence available on antibiotic use in rural settings, most of which has been based on non-anthropological approaches. The COVID-19 pandemic meant that I had to gather some of the data remotely; for instance, interviews with health workers were conducted through phone calls.

My fieldwork involved participant observations in healthcare settings to understand the context of prescribing and dispensing antibiotics for humans and animals. While my non-medical background enabled me to capture fresh insights without judging whether antibiotics were being used appropriately or not, sometimes this was a limitation hindering further exploration of pertinent issues from a clinical perspective. Therefore, in presenting the findings from healthcare settings, I have focused on describing everyday life in these spaces and the challenges of providing healthcare in a resource limited setting. In this way, I offer new insights that might otherwise have been missed, to better understand the factors that shape clinical practice in these settings.

## **9.7 Reflections: Ending the PhD journey**

As my PhD journey comes to an end, I reflect on what has been an exciting few years. It has been a journey that I would describe as filled with breaking boundaries – in terms of the people I engaged with and places that I visited on the journey of learning more on antibiotic use. My position as a co-investigator on the AMIS programme and PI on the AMIS Uganda study gave me access to data from the

urban and peri-urban sites, it allowed me to be part of the national technical working committee handling issues on AMR and gave me access to a team of experts from different disciplines that are part of the team of mentors for the AMIS Hub and the advisory committee to the AMIS Uganda study. I have engaged with people that I would never have crossed paths with if it was not for our shared interests in AMR and antimicrobial use such as people from the fields of agriculture, veterinary medicine and medical microbiology. Doing research in the field of antimicrobial use calls for careful attentiveness, flexibility and innovativeness. It called for a great deal of people skills and being open to learning new things that go beyond the field of social science. It was a life journey like I have never experienced in Uganda. A journey that in many ways was made easier by my familiarity with the study site, which meant I already had a strong relationship with the district health leadership and access to local contacts that helped me build rapport with local residents. Being based in Uganda and doing fieldwork at home made my research a broader project about Uganda, and in a sense I was always in the field even when I was not in Nagongera.

Studying antibiotic use from rural households was an eye opener. It came with insights on gender and cultural dynamics, political and social marginalisation, models of development and how they play out for the ordinary Ugandan, and efforts for survival and betterment among others. I have found that positioning myself in rural households worked really well when it came to using a holistic approach to understand how antimicrobials intersect with life, livelihoods and healthcare for humans and animals in Uganda as well as appreciating the wider social, economic and political factors that shape the ways antimicrobials are deployed in Ugandan society today. I hope that this thesis has contributed to a growing literature that connects everyday pharmaceutical practices with national and global systems.

Being part of the AMIS programme provided an opportunity for me to co-publish with colleagues during the PhD on topics related to antibiotics. I present the papers that I contributed to during the PhD in the table below.

#### List of papers I contributed to during the PhD

Paper	Journal	Status
<b>The 'Drug Bag' Method: Lessons from Anthropological Studies of Antibiotic Use in Africa and South-East Asia. <i>Global Health Action</i> 12(1): 1639388. (2019)</b> Justin Dixon, Eleanor MacPherson, Salome Manyau, <b>Susan Nayiga</b> , Yuzana Khine Zaw, Miriam Kayendeke, Christine Nabirye, Laurie Denyer Willis, Coll de Lima Hutchison and Clare IR Chandler.	Global Health Action	Published
<b>Use of antibiotics to treat humans and animals in Uganda: a cross-sectional survey of households and farmers in rural, urban and peri-urban settings. <i>JAC-Antimicrobial Resistance</i>. 2(4):5925476. (2020)</b> <b>Susan Nayiga</b> , Miriam Kayendeke, Christine Nabirye, Laurie Denyer-Willis, Clare IR Chandler, <b>Sarah G Staedke</b> .	JAC-Antimicrobial Resistance.	Published
<b>Taking opportunities, taking medicines: antibiotic use in rural Eastern Uganda</b> <b>Susan Nayiga</b> , Laurie Denyer Willis, Sarah G Staedke, and Clare IR Chandler.	Medical Anthropology	Accepted for publication
<b>Antibiotic 'Entanglements': Health, labour and everyday life in an urban informal settlement in Kampala, Uganda. <i>Critical Public Health</i></b> Christine Nabirye, Laurie Denyer-Willis, <b>Susan Nayiga</b> , Miriam Kayendeke, Sarah Staedke and Clare IR Chandler.	Critical Public Health	Published
<b>Reconciling imperatives: Clinical guidelines, antibiotic prescribing and the enactment of good care in lower-level health facilities in Tororo, Uganda</b> <b>Susan Nayiga</b> , Laurie Denyer Willis, Sarah Staedke, and Clare IR Chandler.	Global Public Health	Published
<b>Pharmaceuticalised livelihoods: Antibiotics and the Rise of Quick Farming in peri-urban Uganda</b> Miriam Kayendeke, Laurie Denyer-Willis, <b>Susan Nayiga</b> , Christine Nabirye, Nicolas Fortané, Sarah Staedke and Clare IR Chandler.	Journal of Biosocial Sciences	Not yet submitted
<b>Antibiotic Stories: A Mixed-Methods, Multi-Country Analysis of Household Antibiotic Use in Eastern Africa. <i>BMJ Global Health</i> 6(11) e006920. (2021)</b> Justin Dixon, Eleanor MacPherson, <b>Susan Nayiga</b> , Salome Manyau, Christine Nabirye, Miriam Kayendeke, Esnart Sanudi, Alex Nkoambe, Portia Mareke, Kenny Sithole, Coll de Lima Hutchinson, John Bradley, Shunmay Yeung, Rashida Abbas Ferrand, Sham Lal, Chrissy Roberts, Edward Green, Laurie Denyer-Willis, Sarah Staedke and Clare IR Chandler.	BMJ Global Health	Published
<b>Antibiotic arrivals in Africa: case study of yaws and syphilis in Uganda, Malawi and Zimbabwe</b> Paula Palanco Lopez, Salome Manyau, Justin Dixon, Eleanor MacPherson,	Medical Anthropology Theory	Accepted for publication

<b>Susan Nayiga, John Manton, Claas Kirchhelle and Clare IR Chandler.</b>		
<b>Securing everyday life: Antibiotics countering risks in rural, urban and peri-urban settings in Uganda</b> <b>Susan Nayiga, Christine Nabirye, Miriam Kayendeke, Laurie Denyer Willis, Sarah Staedke and Clare IR Chandler.</b>	Globalisation and Health	Not yet submitted

Finally, I acknowledge the opportunity that I had to be able to complete my fieldwork during the COVID-19 pandemic. Unfortunately, with the ongoing pandemic and restrictions on movement and gatherings, it has been impossible to hold face to face meetings with my study participants and key stakeholders to share findings from the research. Together with colleagues working on the AMIS study, we have disseminated our study findings to district officials, national and international stakeholders through virtual meetings. We have also been able to deliver summaries leaflets and reports of our findings as well as a thank you gift to all our study participants. Conversations with study participants have revealed the ongoing challenges with food scarcity and paucity of healthcare, with and no hope of things improving. I wonder about the impact that the COVID-19 pandemic has had on use of pharmaceuticals in everyday life, during a time when the Ugandan health system is overwhelmed, and people are encouraged to manage mild cases of the disease from home. It has been interesting to hear stories of different concoctions of herbal remedies that the people I engage with, including my study participants, have come up with and recommend for the prevention and treatment of the COVID-19. The use of pharmaceuticals in everyday life will certainly not remain the same after the COVID-19 pandemic.

Over the next few months, I plan to continue disseminating findings from my PhD and the AMIS study in general to key actors in AMR, including among others, the Ministry of Health national technical working committee who have expressed interest in hearing the immediate, short term and long-term recommendations emerging from our research. I have also submitted my findings for presentation in upcoming conferences like the American Society of Tropical Medicine and Hygiene and the Royal Society

of Tropical Medicine and Hygiene. I will be leading a collaborative research project involving workshops with policy makers and drug regulators in Uganda, Tanzania, and Malawi to understand what would be considered acceptable and feasible information on antibiotics to share with end-users. This offers an opportunity to respond to the gap in information among end-users in my study, who expressed interest in getting information about what conditions antibiotics should be used for, which antibiotics, and the dosing. I also plan to build on the ideas emerging from my PhD with a postdoctoral scholarship, looking at existing programmes to revitalise cities that might also benefit AMR and consider how we can measure impact on antibiotic use and AMR, and make the case for infrastructural investment.

## References

- Abdulraheem, I. S., Adegboye, A., & Fatiregun, A. A. (2016). Self-medication with Antibiotics: Empirical Evidence from a Nigerian Rural Population. *British Journal of Pharmaceutical Research* 11(5), 1-13.
- Abraham, J. (2010). Pharmaceuticalization of Society in Context: Theoretical, Empirical and Health Dimensions. *Sociology*, 44(4), 603-622. <https://doi.org/10.1177/0038038510369368>
- Acemoğlu, D., & Robinson, J. (2017). The economic impact of colonialism. <https://voxeu.org/article/economic-impact-colonialism>
- Adams, R. (2017). Michel Foucault: Biopolitics and Biopower. <https://criticallegalthinking.com/2017/05/10/michel-foucault-biopolitics-biopower/>
- Adams, V. (2013). *Evidence-Based Global Public Health*. In *When people come first. Critical studies in Global Health* edited by J.Biehl and A.Petryna. Princeton University Press.
- Adesokan, H. K., Akanbi, I. O., Akanbi, I. M., & Obaweda, R. A. (2015). Pattern of antimicrobial usage in livestock animals in south-western Nigeria: The need for alternative plans. *Onderstepoort Journal of Veterinary Research*, 82(1), Article 816.
- Aellah, G., & Geissler, P. W. (2016). Seeking exposure: conversions of scientific knowledge in an African city. *Journal of Modern African Studies*, 54(3), 389-417. <https://doi.org/https://doi.org/10.1017/S0022278X16000240>
- Africa Research Institute. (2017). The “silent crisis” of food price inflation in Africa. <https://www.africaresearchinstitute.org/newsite/blog/silent-crisis-food-price-inflation-africa/>
- Aggarwal, R. (1995). Shadow work: Women in the market place in Ladakh, India. *Anthropology of Work review*, 16(1-2), 33.
- Agro Consortium. (2020). *Our Services: Weather Based Index Insurance, Multi-Peril Livestock Insurance and Poultry Insurance*. Retrieved 01 February 2022 from <https://aic.ug/our-services/>
- Akpan, M. R., Isemin, N. U., Udoh, A. E., & Ashiru-Oredope, D. (2020). Implementation of antimicrobial stewardship programmes in African countries: a systematic literature review. *Journal of Global Antimicrobial Resistance*, 22, 317-324. <https://doi.org/https://doi.org/10.1016/j.jgar.2020.03.009>
- Alauzet, C., Aujoulat, F., Lozniewski, A., & Marchandin, H. (2019a). A sequence database analysis of 5-nitroimidazole reductase and related proteins to expand knowledge on enzymes responsible for metronidazole inactivation. *Anaerobe*, 55, 29-34. <https://doi.org/10.1016/j.anaerobe.2018.10.005>
- Alauzet, C., Lozniewski, A., & Marchandin, H. (2019b). Metronidazole resistance and nim genes in anaerobes: A review. *Anaerobe*, 55, 40-53. <https://doi.org/10.1016/j.anaerobe.2018.10.004>
- Aldis, W. (2008). Health security as a public health concept: a critical analysis. *Health Policy and Planning*, 23, 369-375. <https://doi.org/10.1093/heapol/czn030>
- Alele, D., Musoke, P., & Nabukeera, D. (2015). Self-Medication Practices by Caretakers for Children Underfive Years in a Rural District of Eastern Uganda. *International Invention Journal of Medicine and Medical Sciences*, 2, 2408-7246.
- Allison, A. (2013). *Precarious Japan*. Duke University Press.
- Allison, A. (2016). Precarity: commentary by Anne Allison. Curated Collections, Cultural Anthropology website.
- Amaechi, N. (2014). A survey on antibiotic usage in pigs and poultry birds in Abia State, Nigeria. *Global Journal of Biology, Agriculture and Health Sciences*, 3(3), 38-43.

- Anderson, W. (2014). Making Global Health History: The Postcolonial Worldliness of Biomedicine. *Social History of Medicine* 27(2), 372-384.
- Angina, C. (2019). Operation Wealth Creation. <https://www.nrmnationalchairman.com/wp-content/uploads/2019/06/Speech-At-Wealth-Creation-Ambassdor.pdf>
- Ansah, E. K., Narh-Bana, S., Epokor, M., Akanpigiabiam, S., Quartey, A. A., Gyapong, J., & Whitty, C. J. M. (2010). Rapid testing for malaria in settings where microscopy is available and peripheral clinics where only presumptive treatment is available: a randomised controlled trial in Ghana. *BMJ*, 340:c930.
- Antimicrobials In Society Hub. (2017). *Antimicrobials In Society (AMIS): Fresh approaches to the study of antimicrobials in society*. Retrieved January 26th 2022 from <https://antimicrobialsinsociety.org/>
- Araya, P., Hug, J., Joy, G., Oschmann, F., & Rubinstein, S. (2016). *The impact of water and sanitation on diarrhoeal disease burden and over-consumption of antibiotics* (<https://amr-review.org/sites/default/files/LSE%20AMR%20Capstone.pdf>)
- Aryn, M., Myers, N., & Vis, A. (2015). The politics of care in technoscience. *Social Studies of Science* 45(5), 625-641.
- Asiimwe, B. B., Kiiru, J., Mshana, S. E., Neema, S., Keenan, K., Kesby, M., Mwanga, J. R., Sloan, D. J., Mmbaga, B. T., Smith, V. A., Gillespie, S. H., Lynch, A. G., Sandeman, A., Stelling, J., Elliott, A., Aanensen, D. M., Kibiki, G. E., Sabiiti, W., & Holden, M. T. G. (2021). Protocol for an interdisciplinary cross-sectional study investigating the social, biological and community-level drivers of antimicrobial resistance (AMR): Holistic Approach to Unravel Antibacterial Resistance in East Africa (HATUA). *BMJ Open*, 11(3), e041418. <https://doi.org/10.1136/bmjopen-2020-041418>
- Association for Social Anthropologists of the UK and the Commonwealth. (2011). *Ethical Guidelines for Good Research Practice*. Retrieved 1st Feb from <https://www.theasa.org/ethics.shtml>
- Athumani, H. (2021). Uganda Approves Herbal Treatment for COVID-19. <https://www.voanews.com/covid-19-pandemic/uganda-approves-herbal-treatment-covid-19>
- Auta, A., Banwat, S. B., Shalkur, D., Dangiwa, D. A., Ogbole, E., & Tor-anyiin, A. (2013). Antibiotic use in some Nigerian communities: Knowledges and Attitudes of consumers. *Tropical Journal of Pharmaceutical Research*, 12(6), 1087-1092.
- Baer, H. A. (1982). On the political economy of health. *Medical Anthropology Newsletter*, 14(1), 1-17.
- Baer, H. A. (1989). The American dominative medical system as a reflection of social relations in the larger society. *Social Science and Medicine*, 28(11), 1103-1112.
- Baer, H. A., Singer, M., & Johnsen, J. H. (1986). Toward a critical medical anthropology. *Social Science and Medicine*, 23(2), 95-98. [https://doi.org/https://doi.org/10.1016/0277-9536\(86\)90358-8](https://doi.org/https://doi.org/10.1016/0277-9536(86)90358-8)
- Bailey, J., & Cavallito, C. (1948). Antibiotics. *Annual Review of Microbiology*, 2, 143-182.
- Baker, J. H., Qiu, J., & Grine, K. (2018). Role of Complementary and Alternative Therapies in Infectious Disease. *Primary Care*, 45(3), 533-539. <https://doi.org/10.1016/j.pop.2018.05.009>
- Baldwin, D. (1997). The concept of security. *Review of International Studies*, 23, 12-18.
- Baru, R. V., & Mohan, M. (2018). Globalisation and neoliberalism as structural drivers of health inequities. *Health Research Policy and Systems*, 16(1), 91. <https://doi.org/10.1186/s12961-018-0365-2>
- Bashahun, D., & Odoch, T. (2015). Assessment of antibiotic usage in intensive poultry farms in Wakiso District, Uganda. *Livestock Research for Rural Development* 27(12), Article 247. <http://www.lrrd.org/lrrd27/12/bash27247.html>
- Batwala, V., M., P., & N., F. (2010). Challenges to implementation of artemisinin combination therapy policy in uganda. *International Health*, 2(4), 262-268.
- Batwala, V., Magnussen, P., & Nuwaha, F. (2011). Antibiotic use among patients with febrile illness in a low malaria endemicity setting in Uganda. *Malaria Journal*, 10(377).



- Bebell, L. M., Ngonzi, J., Bazira, J., Fajardo, Y., Boatman, A. A., Siedner, M. J., Bassett, I. V., Nyehangane, D., Nanjebe, D., Jacquemyn, Y., van Geertruyden, J. P., Mwanga-Amumpaire, J., Bangsberg, D. R., Riley, L. E., & Boum, Y., 2nd. (2017). Antimicrobial-resistant infections among postpartum women at a Ugandan referral hospital. *PloS One*, *12*(4), e0175456. <https://doi.org/10.1371/journal.pone.0175456>
- Beisel, U., Umlauf, R., Hutchinson, E., & Chandler, C. I. R. (2016). The complexities of simple technologies: re-imagining the role of rapid diagnostic tests in malaria control efforts *Malaria Journal*, *15*(64). <https://doi.org/https://doi.org/10.1186/s12936-016-1083-2>
- Bernard, H., Russell. (2011a). *Research methods in anthropology: Qualitative and quantitative approaches* (Fifth ed.). Rowman & Littlefield.
- Bernard, H. R. (2011b). *Research methods in anthropology: qualitative and quantitative approaches*. Altamira Press.
- Bertelsmann, S. (2018). BTI 2018 Country Report: Uganda. [https://www.ecoi.net/en/file/local/1427478/488359\\_en.pdf](https://www.ecoi.net/en/file/local/1427478/488359_en.pdf)
- Biehl, J. (2007). Pharmaceuticalisation: AIDS treatment and Global Health Politics. *Anthropological Quarterly*, *80*(4), 1083-1126. <https://doi.org/10.1353/ang.2007.0056>
- Biehl, J. (2009). *Will to Live : Aids Therapies and the Politics of Survival*. Princeton University Press.
- Biehl, J. (2016). Theorising global health. *Medical Anthropology Theory*, *3*(2), 127-142.
- Biehl, J., & Petryna, A. (2013). *When people come first. Critical studies in Global Health* Princeton University Press, 41 William Street, Princeton, New Jersey 08540.
- Birn, A. (2009). The stages of international (global) health: Histories of success or successes of history? *Global Public Health*, *4*(1), 50-68. <https://doi.org/10.1080/17441690802017797>
- Birungi, H., Mugisha, F., Nsabagasani, X., Okuonzi, S., & Jeppsson, A. (2001). The Policy on Public-Private Mix in the Ugandan Health Sector: Catching up with reality. *Health Policy and Planning*, *16*(2), 80-87.
- Bisoffi, Z., Sirima, B. S., Angheben, A., Lodesani, C., Gobbi, F., Tinto, H., & Van den Ende, J. (2009). Rapid malaria diagnostic tests vs. clinical management of malaria in rural Burkina Faso: safety and effect on clinical decisions. A randomized trial. *Tropical Medicine and International Health*, *14*(5), 491-498.
- Blaser, M. (2011). Stop the killing of beneficial bacteria. *Nature*, *476*(7361), 393-394.
- Boamah, V. E., Agyare, C., Odoi, H., & Dalsgaard, A. (2016). Practices and Factors Influencing the Use of Antibiotics in Selected Poultry Farms in Ghana. *Journal of antimicrobial agents*, *2*(2), Article 1000120. <https://doi.org/10.4172/2472-1212.1000120>
- Boonen, M. J., Vosman, F. J., & Niemeijer, A. R. (2017). Tinker, tailor, deliberate. An ethnographic inquiry into the institutionalized practice of bar-coded medication administration technology by nurses. *Applied Nursing Research*, *33*, 30-35.
- Bourdieu, P. (1999). *The Weight of the World: Social Suffering in Contemporary Life*. Cambridge Polity Press.
- Bowker, G. C., & Star, S. L. (2000). *Sorting Things Out. Classification and Its Consequences*. MIT Press.
- Breckenridge, K. (2021). What happened to the theory of African capitalism? *Economy and society*, *50*, 9 - 35.
- Breckenridge, K., & James, D. (2021). Recentring the margins: Theorizing African capitalism after 50 years. *Economy and society*, *50*(1), 1-8. <https://doi.org/10.1080/03085147.2021.1854540>
- Brewis, A., & Wutich, A. (2019). Why we should never do it: stigma as a behaviour change tool in global health. *BMJ Global Health*, *4*(5), e001911. <https://doi.org/10.1136/bmjgh-2019-001911>
- Broom, A., & Doron, A. (2020). Antimicrobial Resistance, Politics, and Practice in India. *Qualitative Health Research*, *30*(11), 1684-1696. <https://doi.org/10.1177/1049732320919088>

- Broom, A., Kenny, K., Prainsack, B., & Broom, J. (2020). Antimicrobial resistance as a problem of values? Views from three continents. *Critical Public Health*, 1-13.  
<https://doi.org/10.1080/09581596.2020.1725444>
- Broom J, Broom A, Kenny K, & M., C. (2020). Antimicrobial overuse in India: A symptom of broader societal issues including resource limitations and financial pressures. *Global Public Health*, 16(7), 1079-1087. <https://doi.org/10.1080/17441692.2020.1839930>.
- Broom, J., Broom, A., & Kirby, E. (2019). The drivers of antimicrobial use across institutions, stakeholders and economic settings: a paradigm shift is required for effective optimization. *Journal of Antimicrobial Chemotherapy*, 74(9), 2803-2809. <https://doi.org/10.1093/jac/dkz233>
- Brown, H. (2015). Global health partnerships, governance, and sovereign responsibility in western Kenya. *American Ethnologist*, 42(2), 340-355.
- Brown, N., & Nettleton, S. (2016). There is worse to come': the biopolitics of traumatism in antimicrobial resistance (AMR). *The Sociological Review*, 00, 1-18. <https://doi.org/10.1111/1467-954X.12446>
- Bruxvoort, K. J., Leurent, B., Chandler, C. I. R., Ansah, E. K., Baiden, F., Bjorkman, A., Burchett, H. E. D., Clarke, S., Cundill, B., Di Liberto, D., Elfving, K., Goodman, C., Hansen, K. S., Kachur, S. P., Lal, S., Lalloo, D. G., Leslie, T., Magnussen, P., Mangham-Jefferies, L., Martensson, A., Mayan, I., Mbonye, A. K., Msellem, M. I., Onwujekwe, O. E., Owusu-Agyei, S., Rowland, M. W., Shakely, D., Staedke, S. G., Vestergaard, L. S., Webster, J., Whitty, C. J. M., Wiseman, V. L., Yeung, S., Schellenberg, D., & H., H. (2017). The Impact of Introducing Malaria Rapid Diagnostic Tests on Fever Case Management: A Synthesis of Ten Studies from the ACT Consortium. *American Journal of Tropical Medicine and Hygiene*, 97(4), 1170-1179.
- Bud, R. (2006). *From epidemic to scandal: the politicization of antibiotic resistance, 1957–1969*. In: Timmermann C, Anderson J, editors. *Devices and designs. medical technologies in historical perspectives*. Palgrave Macmillan.
- Burchett, H. E. D., Leurent, B., Baiden, F., Baltzell, K. A., Björkman, A., Bruxvoort, K. J., Clarke, S., DiLiberto, D., Elfving, K., Goodman, C., Hopkins, H., Lal, S., Liverani, M., Magnussen, P., Mårtensson, A., Mbacham, W., Mbonye, A. K., Onwujekwe, O. E., Roth Allen, D., Shakely, D., Staedke, S. G., Vestergaard, L. S., Whitty, C. J. M., Wiseman, V. L., & Chandler, C. I. R. (2017). Improving prescribing practices with rapid diagnostic tests (RDTs): synthesis of 10 studies to explore reasons for variation in malaria RDT uptake and adherence. *BMJ Open*, 7(3), e012973. <https://doi.org/10.1136/bmjopen-2016-012973>
- Butler, J. (2010). *Frames of war: when is life grievable*. Verso.
- Buzan, B., Waeber, O., & De Wilde, J. (1998). *Security: A New Framework for Analysis*. Lynne Rienner.
- Byarugaba, D. K., Kisame, R., & Olet, S. (2011a). Multi-drug resistance in commensal bacteria of food of animal origin in Uganda. *African Journal of Microbiology Research*, 5(12), 1539-1548. <https://doi.org/10.5897/AJMR11.202>
- Byarugaba, D. K., Minga, U. M., Gwakisa, P. S., Katungukarwakishaya, E., Bisgaard, M., Christensen, H., & Olsen, J. E. (2011b). Demonstration of antibiotic resistance genes *strA*, *blaTEM*, *tetA*, *tetC* and *sul2* in *Avibacterium paragallinarum*. *African Journal of Microbiology Research* 5, 3624-3627.
- Cañada, J. (2021). *Scalability and partial connections in tackling antimicrobial resistance in West Africa*. In *With Microbes*, (Eds.) Brives, C., Rest, M. & Sariola, S. . Mattering Press. <https://doi.org/10.28938/9781912729180>
- Center for Disease Dynamics Economics and Policy. (2015). *State of the world's antibiotics* ([https://cddep.org/publications/state\\_worlds\\_antibiotics\\_2015/](https://cddep.org/publications/state_worlds_antibiotics_2015/))
- Centers for Disease Control. (2004). The Manhattan principles: Building interdisciplinary bridges to health in a globalized world.

- Chandler, C. I. R. (2019). Current accounts of antimicrobial resistance: stabilisation, individualisation and antibiotics as infrastructure. *Palgrave Communications*, 5(53).  
<https://doi.org/https://doi.org/10.1057/s41599-019-0263-4>
- Chandler CIR, Webb EL, Maiteki-Sebuguzi C, Nayiga S, Nabirye C, DiLiberto DD, Ssemmondo E, Dorsey G, Kanya MR, & SG., S. (2017). The impact of an intervention to introduce malaria rapid diagnostic tests on fever case management in a high transmission setting in Uganda: A mixed-methods cluster randomized trial (PRIME). *Plos One*, 12(3).
- Chandler, C. I. R., DiLiberto, D., Nayiga, S., Taaka, L., Nabirye, C., Kayendeke, M., Hutchinson, E., Kizito, J., Maiteki-Sebuguzi, C., Kanya, M., & Staedke, S. (2013). The PROCESS study: a protocol to evaluate the implementation, mechanisms of effect and context of an intervention to enhance public health centres in Tororo, Uganda *Implementation Science* 8(113).
- Chandler, C. I. R., & Hutchinson, C. (2016). Anthropology and Antimicrobial Resistance. Brief for ESRC AMR Social Science Champion.
- Chandler, C. I. R., Hutchinson, E., & Hutchinson, C. (2016). *Addressing antimicrobial resistance through social theory: An anthropologically oriented report*  
<https://researchonline.lshmt.ac.uk/id/eprint/3400500/1/Addressing%20Antimicrobial%20Resistance%20Through%20Social%20Theory%20GOLD%20VoR.pdf>
- Chandler, C. I. R., Jones, C., Boniface, G., Juma, K., Reyburn, H., & Whitty, C. J. M. (2008). Guidelines and mindlines: why do clinical staff over-diagnose malaria in Tanzania? A qualitative study. *Malaria Journal*, 7(53). <https://doi.org/10.1186/1475-2875-7-53>
- Chandler, C. I. R., Webb, E. L., Maiteki-Sebuguzi, C., Nayiga, S., Nabirye, C., DiLiberto, D., Ssemmondo, E., Dorsey, G., Kanya, M., & Staedke, S. (2017). The impact of an intervention to introduce malaria rapid diagnostic tests on fever case management in a high transmission setting in Uganda: A mixed-methods cluster randomized trial (PRIME). *PloS One*, 12(3).  
<https://doi.org/10.1371/journal.pone.0170998>
- Charani, E., & Holmes, A. (2019). Antibiotic Stewardship-Twenty Years in the Making. *Antibiotics*, 8(1), 7.  
<https://doi.org/10.3390/antibiotics8010007>
- Charoenboon, N., Haenssgen, M. J., Warapikuptanun, P., Xayavong, T., & Khine Zaw, Y. (2019). Translating antimicrobial resistance: a case study of context and consequences of antibiotic-related communication in three northern Thai villages. *Palgrave Communications*, 5(1), 23.  
<https://doi.org/10.1057/s41599-019-0226-9>
- Chauhan, A. S., George, M. S., Chatterjee, P., Lindahl, J., Grace, D., & Kakkar, M. (2018). The social biography of antibiotic use in smallholder dairy farms in India. *Antimicrobial Resistance & Infection Control*, 7(1), 60. <https://doi.org/10.1186/s13756-018-0354-9>
- Chen, M., Kadetz, P., Cabral, C., & Lambert, H. (2020a). Prescribing Antibiotics in Rural China: The Influence of Capital on Clinical Realities. *Frontiers in sociology* 5(66).  
<https://doi.org/https://doi.org/10.3389/fsoc.2020.00066>
- Chen, M., Kadetz, P., Cabral, C., & Lambert, H. (2020b). Prescribing Antibiotics in Rural China: The Influence of Capital on Clinical Realities [Original Research]. *Frontiers in Sociology*, 5(66).  
<https://doi.org/10.3389/fsoc.2020.00066>
- Chinkhumba, J., Skarbinski, J., Chilima, B., Campbell, C., Ewing, V., San Joaquin, M., Sande, J., Ali, D., & Mathanga, D. (2010). Comparative field performance and adherence to test results of four malaria rapid diagnostic tests among febrile patients more than five years of age in Blantyre, Malawi. *Malaria Journal*, 9(209).
- Chouliarki, L. (2006). *The Spectatorship of Suffering*. Sage Publications.
- Christiansen, C. (2009 ). *Conditional Certainty: Ugandan Charismatic Christians Striving for Health and Harmony*. In *dealing with uncertainty in contemporary African lives* edited by Haram, L and Bawa Yamba, C. GML

- Commission on Human Security. (2003). *Human security now: protecting and empowering people*. United Nations.
- Cotter, P. D. (2012). The impact of antibiotics on the Gut Microbiota as revealed by High Throughput DNA sequencing. *Discovery Medicine*, 13(70), 193-199.
- Cousins, T. (2016). Antiretroviral Therapy and Nutrition in Southern Africa: Citizenship and the Grammar of Hunger *Medical Anthropology*, 35(5), 433-446.  
<https://doi.org/10.1080/01459740.2016.1141409>
- Craddock, S., & Hinchliffe, S. (2015). One world, one health? Social science engagements with the one health agenda. *Social Science and Medicine*, 129, 1-4.
- Crayton, E., Richardson, M., Fuller, C., Smith, C., Liu, S., Forbes, G., Anderson, N., Shallcross, L., Michie, S., Hayward, A., & Lorencatto, F. (2020). Interventions to improve appropriate antibiotic prescribing in long-term care facilities: a systematic review. *BMC Geriatrics*, 20(1), 237.  
<https://doi.org/10.1186/s12877-020-01564-1>
- Cueto, M. (2013). *A return to the magic bullet? Malaria and Global Health in the Twenty-First Century. In When people come first. Critical studies in global Health. Edited by Biehl J and Petryna A.* Princeton University Press.
- Cuong, N. V., Padungtod, P., Thwaites, G., & Carrique-Mas, J. J. (2018). Antimicrobial Usage in Animal Production: A Review of the Literature with a Focus on Low- and Middle-Income Countries. *Antibiotics*, 7(3), 75.
- D'Arcy, N., Ashiru-Oredope, D., Olaoye, O., Afriyie, D., Akello, Z., Ankrah, D., Asima, D. M., Banda, D. C., Barrett, S., Brandish, C., Brayson, J., Benedict, P., Dodoo, C. C., Garraghan, F., Hoyelah, J., Sr., Jani, Y., Kitutu, F. E., Kizito, I. M., Labi, A. K., Mirfenderesky, M., Murdan, S., Murray, C., Obeng-Nkrumah, N., Olum, W. J., Opintan, J. A., Panford-Quainoo, E., Pauwels, I., Sefah, I., Sneddon, J., St Clair Jones, A., & Versporten, A. (2021). Antibiotic Prescribing Patterns in Ghana, Uganda, Zambia and Tanzania Hospitals: Results from the Global Point Prevalence Survey (G-PPS) on Antimicrobial Use and Stewardship Interventions Implemented. *Antibiotics (Basel)*, 10(9).  
<https://doi.org/10.3390/antibiotics10091122>
- Daily Monitor. (2020). Museveni re-echoes focus on science courses, research. *Daily Monitor*.  
<https://www.monitor.co.ug/uganda/news/national/museveni-re-echoes-focus-on-science-courses-research-1869500>
- Daily Monitor. (2021). Can the 11th Parliament help revive Uganda's economy? *Daily Monitor*.  
<https://www.monitor.co.ug/uganda/business/prosper/can-the-11th-parliament-help-revive-uganda-s-economy--3430562>
- Das, J., Hammer, J., & Sanchez-Paramo, C. (2011). The impact of recall periods on reported morbidity and health seeking behavior (English). *Impact Evaluation series IE 51*.  
<http://documents.worldbank.org/curated/en/154581468260357974/The-impact-of-recall-periods-on-reported-morbidity-and-health-seeking-behavior>
- Das, V. (2007). *Life and words. Violence and the descent into the ordinary*.
- Das, V. (2015). *Affliction: Health, Disease, Poverty*. Fordham University Press.
- Das, V., & Das, R. K. (2006). *Pharmaceutical in urban ecologies. The register of the local. Veena Das & Ranendra K. Das. In Global Pharmaceuticals: Ethics, Markets, Practices, ed. A. Petryna, A. Lakoff, and A. Kleinman*. Duke University Press.
- Davey, P., Marwick, C. A., Scott, C. L., Charani, E., McNeil, K., Brown, E., Gould, I. M., Ramsay, C. R., & Michie, S. (2017). Interventions to improve antibiotic prescribing practices for hospital inpatients. *Cochrane Database of Systematic Reviews* (2), CD003543.  
<https://doi.org/10.1002/14651858.CD003543.pub4>.
- Ddumba-Ssentamu, J. (2002). *Economic liberalisation in Uganda: The recent experience and challenges*. In N. B. Musisi and C. P. Dodge (eds) *Transformations in Uganda MISR*.

- Denyer Willis, L., & Chandler, C. I. R. (2018). Anthropology's contribution to AMR control. *AMR Control*.
- Denyer Willis, L., & Chandler, C. I. R. (2019). Quick fix for care, productivity, hygiene and inequality: reframing the entrenched problem of antibiotic overuse. *BMJ Global Health*, 4:e001590.
- Didier, F. (2012). 'That Obscure Object of Global Health'. In *Medical Anthropology at the Intersections: Histories, Activisms, and Futures*, edited by M. Inhorn and E. Wentzell. Duke University Press.
- Dixon, J., & Chandler, C. I. R. (2019). Opening up 'fever', closing down medicines: algorithms as blueprints for global health in an era of antimicrobial resistance. *Medicine Anthropology Theory*, 6(4), 53-79.
- Dixon, J., MacPherson, E., Manyau, S., Nayiga, S., Zaw, Y. K., Kayendeke, M., Nabirye, C., Willis, L. D., Hutchison, C., & Chandler, C. I. R. (2019). The 'Drug Bag' method: lessons from anthropological studies of antibiotic use in Africa and South-East Asia. *Global Health Action*, 12, Article 1639388 <https://doi.org/https://doi.org/10.1080/16549716.2019.1639388>
- East African Community. (2021). *Republic of Uganda* <https://www.eac.int/eac-partner-states/uganda>
- Ecks, S. (2014). *Eating Drugs. Psychopharmaceutical Pluralism in India*. New York University Press.
- Edelman, M., & Haugerud, A. (2005). *The Anthropology of Development and Globalization. From Classical Political Economy to Contemporary Neoliberalism*. Blackwell publishing Ltd.
- Erku, D. A., Mekuria, A. B., & Belachew, S. A. (2017). Inappropriate use of antibiotics among communities of Gondar town, Ethiopia: a threat to the development of antimicrobial resistance. *Antimicrobial resistance and infection control*, 6(112). <https://doi.org/DOI 10.1186/s13756-017-0272-2>
- Farmer, P. (1997). *On Suffering and Structural Violence: A View from Below* in Kleinman, A. Das, V. and Lock, M. (eds) (1997) *Social Suffering*. University of California Press.
- Farmer, P. (2011). *Haiti after the Earthquake*. Public Affairs.
- Farmer, P. E. (2005). *Pathologies of Power. Health, human rights, and the new war on the poor*. University of California Press.
- Farmer, P. E., Nizeye, B., Stulac, S., & Keshavjee, S. (2006). Structural violence and clinical medicine. *PLoS Medicine*, 3(10), e449. <https://doi.org/doi: 10.1371/journal.pmed.0030449>
- Feierman, S. (1981). Therapy as a system-in-action in Northeastern Tanzania. *Social Science & Medicine. Part B: Medical Anthropology*, 15(3), 353-360. [https://doi.org/https://doi.org/10.1016/0160-7987\(81\)90060-0](https://doi.org/https://doi.org/10.1016/0160-7987(81)90060-0)
- Feldman, G. (2019). *Neoliberalism and poverty: An unbreakable relationship*. In *Routledge International Handbook of Poverty*. Routledge.
- Ferguson, J. (1994). *The Anti-Politics Machine. Development, Depoliticization, and Bureaucratic Power in Lesotho*. University of Minnesota Press.
- Ferguson, J. (2006). *Global Shadows: Africa in the Neoliberal World Order*. Duke University Press.
- Flahault, A., Wernli, D., Zylberman, P., & Tanner, M. (2016). From global health security to global health solidarity, security and sustainability. *Bulletin of the World Health Organization*, 94(12), 863. <http://dx.doi.org/10.2471/BLT.16.171488>
- Fleming, A. (1945). Penicillin Nobel Lecture, December 11, 1945. <https://www.nobelprize.org/prizes/medicine/1945/fleming/lecture/>
- Food and Agricultural Organisation. (2009). The state of food and agriculture. <http://www.fao.org/3/a-i0680e.pdf>
- Food and Agricultural Organisation, Economic Commission for Africa, & African Union. (2020). *Africa Regional Overview of Food Security and Nutrition 2019* ( <https://doi.org/10.4060/CA7343EN>
- Food and Agriculture Organisation of the United Nations. (2016). Drivers, dynamics and epidemiology of antimicrobial resistance in animal production. <http://www.fao.org/feed-safety/resources/resources-details/en/c/452608/>
- Foster, S., Sosa, A., Najjuka, C. F., & Mwenya, D. (2008). *Drivers of antibiotic use in Uganda and Zambia* (

- Freeman, C. (2014). *Entrepreneurial selves: Neoliberal respectability and making of a Caribbean Middle Class*. Duke University Press.
- Gamage, S. (2015). Globalization, Neoliberal Reforms and Inequality: A Review of Conceptual Tools, Competing Discourses, Responses, and Alternatives. *Journal of Developing Societies*, 31(1), 8-27. <https://doi.org/10.1177/0169796x14562126>
- Gaudilliere, J., & Sunder Rajan, K. (2021). Making valuable health: pharmaceuticals, global capital and alternative political economies. *BioSocieties*, 16, 313-332.
- Geertz, C. (1973). *The interpretation of cultures* (Vol. 5019). Basic books.
- Gibbs, E. P. J. (2014). The evolution of One Health: a decade of progress and challenges for the future. *Veterinary Record*, 174(4), 85-91.
- Global Entrepreneurship Monitor. (2014). <https://www.gemconsortium.org/report/gem-2014-global-report>
- Global Health Security Agenda. Retrieved 07/05/2021 from <https://www.GHSAgenda.org/>
- Global Health Security Agenda. (2015). *Global health security agenda pilot assessment of Uganda* (<https://stm.fi/documents/1271139/1356256/Uganda+GHSA+Pilot+Assessment+Report+16.3.2015.pdf/bf38b607-1b5b-4f46-9af0-6a996ea677f3>)
- Glover, R. E., Dangoor, M., & Mays, N. (2019). Antibiotic resistance: don't blame patients. *BMJ (Clinical research ed.)*, 364, l1218-l1218. <https://doi.org/10.1136/bmj.l1218>
- Goldstein, D. M. (2010). Toward a Critical Anthropology of Security. *Current Anthropology*, 51(4), 487-517. <https://www.jstor.org/stable/10.1086/655393>
- Gonzaga, B. (1999). *Health System Profile: Decentralisation of the health care system. A study of Tororo and Busia districts* (
- Government of Uganda. (2018). Uganda National Action Plan for Antimicrobial Resistance.
- Government of Uganda, International Monetary Fund, & World Bank. (1997). *Enhanced Structural Adjustment Facility Policy Framework Paper, 1997/98–1999/2000*. <https://www.imf.org/external/NP/PFP/UGANDA/uganda.pdf>
- Grace, D., Randolph, T., Diall, O., & Clausen, P. (2008). Training farmers in rational drug-use improves their management of cattle trypanosomosis: A cluster-randomised trial in south Mali. *Preventive Veterinary Medicine*, 83, 83-97. <https://doi.org/10.1016/j.prevetmed.2007.06.005>
- Greene, J. A. (2015). *Vital Objects: Essential Drugs and Their Critical Legacies*. In: Bell SE, Figert AE (eds) *Reimagining (bio)medicalisation, pharmaceuticals and genetics. Old critiques and new engagements*. Routledge.
- Guloba, M. M., Kakuru, M., Ssewanyana, S. N., & Rauschendorfer, J. (2021). *Employment creation potential, labor skills requirements and skill gaps for young people. A Uganda case study* (<https://www.brookings.edu/wp-content/uploads/2021/07/21.08.02-Uganda-IWOSS.pdf>)
- Guyer, J. I. (1981). Household and Community in African Studies. *African Studies Review*, 24(2/3), 87-137. <https://doi.org/10.2307/523903>
- Haenssger, M., Xayavong, T., Charoenboon, N., Warapikuptanun, P., & Zaw, Y. K. (2018). The Consequences of AMR Education and Awareness Raising: Outputs, Outcomes, and Behavioural Impacts of an Antibiotic-Related Educational Activity in Lao PDR. *Antibiotics*, 7(4), 95. <https://doi.org/10.3390/antibiotics7040095>
- Haenssger, M. J., Charoenboon, N., Xayavong, T., & Althaus, T. (2020). Precarity and clinical determinants of healthcare-seeking behaviour and antibiotic use in rural Laos and Thailand. *BMJ Global Health*, 5(12), e003779. <https://doi.org/10.1136/bmjgh-2020-003779>
- Halpern, C. (2002). *Suffering, Politics and Power: A Genealogy in Modern Political Theory*. State University of New York Press.

- Hamers, R. L., & Rogier van Doorn, H. (2018). Antibiotic consumption in low-income and middle-income countries. *The Lancet Global Health*, 6, e732-e732. [https://doi.org/10.1016/s2214-109x\(18\)30270-5](https://doi.org/10.1016/s2214-109x(18)30270-5)
- Han, C. (2011). Symptoms of Another Life: Time, Possibility, and Domestic Relations in Chile's Credit Economy. *Cultural Anthropology*, 25(1), 7-33.
- Harrison, G. (2006). Neoliberalism and the Persistence of Clientelism in Africa', in R. Robison (ed.), *The Neoliberal Revolution: Forging the Market State* (London: Palgrave). 98-113.
- Hayder, A. (2012). A Kidnapping in Basra: the Struggles and Precariousness of Life in Postinvasion Iraq *Cultural Anthropology*, 27(4), 597-614.
- Haynes, C., & McLeod, C. (2015). A review of reviews of educational interventions designed to change the public's knowledge and behaviour in relation to antimicrobial use and antimicrobial resistance that target healthcare professionals and patients. <https://www.nice.org.uk/guidance/ng63/documents/antimicrobial-stewardship-changing-riskrelated-behaviours-in-the-general-population-review-3-protocol2>
- Hedden, S., Rafa, M., & Moyer, J. D. (2018). *Achieving food security in Uganda* ([https://s3-us-west-2.amazonaws.com/drupalwebsitepardee/pardee/public/Pardee\\_Food\\_Security\\_report\\_v1.pdf](https://s3-us-west-2.amazonaws.com/drupalwebsitepardee/pardee/public/Pardee_Food_Security_report_v1.pdf))
- Herrick, C. (2016). The (non)charisma of non communicable diseases *Social Theory and Health*, 15, 99-116.
- Hinchliffe, S. (2015). More than one world, more than one health: Re-configuring interspecies health. *Social Science and Medicine*, 129(28-35).
- Hinchliffe, S. (2021). Postcolonial Global Health, Post-Colony Microbes and Antimicrobial Resistance. *Theory, Culture & Society*, 0(0), 1-24. <https://doi.org/10.1177/0263276420981606>
- Holloway, K. A., Rosella, L., & Henry, D. (2016). The Impact of WHO Essential Medicines Policies on Inappropriate Use of Antibiotics. *PloS One*, 11(3), e0152020. <https://doi.org/doi:10.1371/journal.pone.0152020>
- Honda, H., Ohmagari, N., Tokuda, Y., Mattar, C., & Warren, D. K. (2017). Antimicrobial Stewardship in Inpatient Settings in the Asia Pacific Region: A Systematic Review and Meta-analysis. *Clinical infectious diseases* 64(suppl\_2), S119-S126. <https://doi.org/10.1093/cid/cix017>
- Hopkins, H., Bruxvoort, K. J., Cairns, M. E., Chandler, C. I. R., Leurent, B., Ansah, E. K., Baiden, F., Baltzell, K. A., Björkman, A., Burchett, H. E. D., Clarke, S., DiLiberto, D., Elfving, K., Goodman, C., Hansen, K. S., Kachur, S. P., Lal, S., Lalloo, D. G., Leslie, T., Magnussen, P., Jefferies, L. M., Mårtensson, A., Ismail, M., Mbonye, A. K., Msellem, M. I., Onwujekwe, O. E., Owusu-Agyei, S., Reyburn, H., Rowland, M. W., Shakely, D., Vestergaard, L. S., Webster, J., Wiseman, V. L., Yeung, S., Schellenberg, D., Staedke, S. G., & Whitty, C. J. M. (2017). Impact of introduction of rapid diagnostic tests for malaria on antibiotic prescribing: analysis of observational and randomised studies in public and private healthcare settings. *BMJ*, 356:j1054. <http://dx.doi.org/10.1136/bmj.j1054>
- Humboldt-Dachroeden, S., & Mantovani, A. (2021). Assessing Environmental Factors within the One Health Approach. *Medicina*, 57(240). <https://doi.org/https://doi.org/10.3390/>
- Hutchinson, E., Kitutu, F., Mundua, S., & Ocherro, L. (2020). Regulating medicine markets in Uganda: Do developments in anti-corruption research provide a solution? *Regulating medicine markets in Uganda: Do developments in anti-corruption research provide a solution? To realise UHC and stem anti-microbial resistance, we need to govern medicine markets better.* <https://healthsystemsglobal.org/news/regulating-medicine-markets-in-uganda-do-developments-in-anti-corruption-research-provide-a-solution/>
- Huttner, B., Saam, M., Moja, L., Mah, K., Sprenger, M., Harbarth, S., & Magrini, N. (2019). How to improve antibiotic awareness campaigns: findings of a WHO global survey. *BMJ Global Health*, 4(3), e001239. <https://doi.org/10.1136/bmjgh-2018-001239>

- Ilukor, J., Birner, R., Rwamigisa, P. B., & Nantima, N. (2012). Analysis of veterinary service delivery in Uganda: An application of the process net-map tool. [https://www.researchgate.net/publication/272021503\\_Analysis\\_of\\_veterinary\\_service\\_delivery\\_in\\_Uganda\\_An\\_application\\_of\\_the\\_process\\_net-map\\_tool](https://www.researchgate.net/publication/272021503_Analysis_of_veterinary_service_delivery_in_Uganda_An_application_of_the_process_net-map_tool)
- International Food Policy Research Institute. (2022). *Food Security*. Retrieved 28th January 2022 from <https://www.ifpri.org/topic/food-security>
- International Labour Organisation. (2020). *World employment and social outlook- Trends 2020* (<https://www.ilo.org/global/research/global-reports/weso/2020/lang--en/index.htm>)
- International Monetary Fund. (2019). Six Charts on How Elevated Global Uncertainty Is Creating Challenges for Sub-Saharan Africa. <https://www.imf.org/en/News/Articles/2019/10/17/na1819six-charts-on-how-elevated-global-uncertainty-is-creating-challenges-for-sub-saharan-africa>
- Kabugo, D., Kizito, S., Ashok, D., Kiwanuka, A., Nabimba, R., Namunana, S., Kabaka, R., Achan, B., & Najjuka, C. (2017). Factors associated with community-acquired urinary tract infections among adults attending assessment centre, Mulago Hospital Uganda. *African Health Sciences*, 16, 1131. <https://doi.org/10.4314/ahs.v16i4.31>
- Kajumbula, H., Fujita, A. W., Mbabazi, O., Najjuka, C., Izale, C., Akampurira, A., Aisu, S., Lamorde, M., Walwema, R., Bahr, N. C., Meya, D. B., Boulware, D. R., & Manabe, Y. C. (2018). Antimicrobial Drug Resistance in Blood Culture Isolates at a Tertiary Hospital, Uganda. *Emerging Infectious Diseases*, 24(1). <https://doi.org/https://doi.org/10.3201/eid2401.171112>
- Kalofonos, I. A. (2010). "All I Eat Is ARVs": The Paradox of AIDS Treatment Interventions in Central Mozambique. *Medical Anthropology Quarterly*, 24(3), 363-380. <https://doi.org/10.1111/j.1548-1387.2010.01109>
- Kamat, V. R. (2006). "I thought it was only ordinary fever!" cultural knowledge and the micropolitics of therapy seeking for childhood febrile illness in Tanzania. *Social Science and Medicine*, 62(12), 2945-2959. [https://doi.org/S0277-9536\(05\)00647-7](https://doi.org/S0277-9536(05)00647-7)
- Kamat, V. R. (2013). *Silent violence: Global health, Malaria, and child survival in Tanzania*. The University of Arizona Press.
- Kamradt-Scott A, Dominey-Howes D, & Labbate M. (2017). On the value of viewing antimicrobial resistance as a threat to international security. *AMR Control*. <http://resistancecontrol.info/2017/on-the-value-of-viewing-antimicrobial-resistance-as-a-threat-to-international-security/>
- Kamuhabwa, A. A. R., & Silumbe, R. (2013). Knowledge among drug dispensers and antimalarial drug prescribing practices in public health facilities in Dar es Salaam. *Drug Healthcare Patient Safety*, 5, 181-189.
- Kanya, M., Arinaitwe, E., Wanzira, H., Katureebe, A., Barusya, C., Kigozi, S. P., Kilama, M., Tatem, A. J., Rosenthal, P., Drakeley, J. C., Lindsay, S. W., Staedke, S., Smith, D. L., Greenhouse, B., & Dorsey, G. (2015). Malaria Transmission, Infection, and Disease at Three Sites with Varied Transmission Intensity in Uganda: Implications for Malaria Control. *American Journal of Tropical Medicine and Hygiene*, 92(5), 903-912.
- Kasozi, K. I., Tingiira, J. B., & Vudriko, P. (2014). High Prevalence of Subclinical Mastitis and Multidrug Resistant Staphylococcus aureus. Are a Threat to Dairy Cattle Production in Kiboga District (Uganda). *Open Journal of Veterinary Medicine*, 4, 35-43.
- Kateete, D. P., Asimwe, B. B., Mayanja, R., Najjuka, C. F., & Rutebemberwa, E. (2020). Species and drug susceptibility profiles of staphylococci isolated from healthy children in Eastern Uganda *PLoS ONE* 15(2), e0229026. <https://doi.org/> <https://doi.org/10.1371/journal.pone.0229026>
- Katongole, P., Bulwadda, K. D., Kyobe, B. H., Kateete, D. P., & Najjuka, C. F. (2019). Phylogenetic groups and antimicrobial susceptibility patterns of uropathogenic Escherichia coli clinical isolates from



- patients at Mulago National Referral Hospital, Kampala, Uganda [version 1; peer review: 2 approved with reservations]. *F1000Research*, 8(1828).  
<https://doi.org/10.12688/f1000research.20930.1>
- Katongole, P., Nalubega, F., Najjuka, C. F., Asiimwe, B., & Andia, I. (2020). Biofilm formation, antimicrobial susceptibility and virulence genes of Uropathogenic *Escherichia coli* isolated from clinical isolates in Uganda. *BMC Infectious Diseases*, 20(1), 453. <https://doi.org/10.1186/s12879-020-05186-1>
- Kayendeke, M., Denyer Willis, L., Nayiga, S., Nabirye, C., Fortane, N., Staedke, S. G., & Chandler, C. I. R. Quick farming, a recipe for antibiotic use in pig and poultry production: an ethnographic study on farms in Wakiso district, Uganda. *In preparation*.
- Kayla, D. (2019). *Perceptions and Precarity of the Urban Poor in Kampala, Uganda*. " Master's Thesis, University of Tennessee ([https://trace.tennessee.edu/utk\\_gradthes/5429](https://trace.tennessee.edu/utk_gradthes/5429))
- Kerr, F., Sefah, I. A., Essah, D. O., Cockburn, A., Afriyie, D., Mahungu, J., Mirfenderesky, M., Ankrah, D., Aggor, A., Barrett, S., Brayson, J., Muro, E., Benedict, P., Santos, R., Kanturegye, R., Onegwa, R., Sekikubo, M., Rees, F., Banda, D., Kalungia, A. C., Alutuli, L., Chikatula, E., & Ashiru-Oredope, D. (2021). Practical Pharmacist-Led Interventions to Improve Antimicrobial Stewardship in Ghana, Tanzania, Uganda and Zambia. *Pharmacy*, 9(3), 124. <https://www.mdpi.com/2226-4787/9/3/124>
- Khameneh, B., Iranshahy, M., Vahdati-Mashhadian, N., Sahebkar, A., & Fazly Bazzaz, B. S. (2019). Non-antibiotic adjunctive therapy: A promising approach to fight tuberculosis. *Pharmacological Research*, 146, 104289. <https://doi.org/10.1016/j.phrs.2019.104289>
- Kibuule, D., Kagoya, H. R., & Godman, B. (2016). Antibiotic use in acute respiratory infections in under-fives in Uganda: findings and implications. *Expert Review of Anti-Infective Therapy*, 14(9), 863-872. <https://doi.org/10.1080/14787210.2016.1206468>
- Kiguba, R., Karamagi, C., & Bird, S. M. (2016). Extensive antibiotic prescription rate among hospitalized patients in Uganda: but with frequent missed-dose days. *Journal of Antimicrobial Chemotherapy*, 71, 1697-1706.
- Kirunga Tashobya, C., Ssenkooba, F., & Cruz, V. O. (2006). *Health systems reforms in Uganda: Processes and Outputs* ([https://assets.publishing.service.gov.uk/media/57a08c2940f0b652dd00115a/Uganda\\_book.pdf](https://assets.publishing.service.gov.uk/media/57a08c2940f0b652dd00115a/Uganda_book.pdf))
- Kjaer, A. M., & Muhumuza, F. (2009). *The new poverty agenda in Uganda* (<https://www.econstor.eu/bitstream/10419/44655/1/610155164.pdf>)
- Kleiman, A. (2006). *What Really Matters: Living a Moral Life Amidst Uncertainty and Danger*. Oxford University Press.
- Klein, E. Y., Van Boeckel, T. P., Martinez, E. M., Pant, S., Gandra, S., Levin, S. A., Goossens, H., & Laxminarayan, R. (2018). Global increase and geographic convergence in antibiotic consumption between 2000 and 2015. *Proceedings of the National Academy of Sciences of the United States of America*, 115(15), E3463–E3470.
- Kleinman, A., Das, V., & Lock, M. (1997). *Social Suffering*. University of California Press.
- Kuteesa, F., Tumusiime-Mutebile, E., & Whitworth, A. (2009). *Uganda's economic reforms – insider accounts*. Oxford: Oxford University Press.
- Lackner, C., Yonzan, N., Mahler, D. G., Aguilar, R. A. C., & Wu, H. (2021). Updated estimates of the impact of COVID-19 on global poverty: Looking back at 2020 and the outlook for 2021. <https://blogs.worldbank.org/opendata/updated-estimates-impact-covid-19-global-poverty-looking-back-2020-and-outlook-2021>
- Laing, R. O. (1990). International Network for the Rational Use of Drugs (INRUD). *Tropical Doctor*.
- Lakoff, A. (2010). Two Regimes of Global Health. *Humanity: An International Journal of Human Rights, Humanitarianism, and Development*, 1(1), 59-79. <https://doi.org/doi:10.1353/hum.2010.0001>

- Lakoff, A., & Collier, S. J. (2008). *Biosecurity Interventions : Global Health & Security in Question*. Columbia University Press.
- Lancet. (2007). WHO fails to address health security. *The Lancet Global Health*, 370(9589), 714. [https://doi.org/https://doi.org/10.1016/S0140-6736\(07\)61350-6](https://doi.org/https://doi.org/10.1016/S0140-6736(07)61350-6)
- Landecker, H. (2016). Antibiotic Resistance and the Biology of History. *Body and Society*, 22(4), 19-52.
- Larkin, B. (2013). The Politics and Poetics of Infrastructure. *Annual Review of Anthropology*, 42, 327-343.
- Life Water. (2020). The Uganda water crisis: Facts, Progress, and how to help. <https://lifewater.org/blog/uganda-water-crisis/>
- Lock, M., & Kaufert, A. P. (2006). *Pragmatic women and body politics*. Cambridge University Press.
- London School of Economics and Political Science Blog. (2015). Namuwongo: Key to Kampala's present and future development. <https://blogs.lse.ac.uk/africaatlse/2015/05/28/namuwongo-key-to-kampalas-present-and-future-development/>
- Lubaale, G. (2019). Poverty in Uganda: Causes and Strategies for Reduction with Great Emphasis on Ethics and Ecological Justice. *Sociology and anthropology*, 7(1), 9-19. <https://doi.org/10.13189/sa.2019.070102>
- Lucas, P. J., Uddin, M. R., Khisa, N., Akter, S. M. S., Unicomb, L., Nahar, P., Islam, M. A., Nizame, F. A., & Rousham, E. K. (2019). Pathways to antibiotics in Bangladesh: A qualitative study investigating how and when households access medicine including antibiotics for humans or animals when they are ill. *PLoS One*, 14(11), e0225270. <https://doi.org/10.1371/journal.pone.0225270>
- Lukolyo, C. (2019). What happened during the Kampala Innovation Week 2019? <https://www.unCDF.org/article/5142/what-happened-during-the-kampala-innovation-week-2019>
- Lwanga-Ntale, C. (2015). Inequality in Uganda: Issues for discussion and further research. *Development*, 57(3-4), 601-617. <https://doi.org/10.1057/dev.2015.44>
- Maanen, J. V. (1988). *Tales of the field. On writing Ethnography*. University of Chicago Press.
- Mabala, R. (2018). Where Ugandans are making the money. *Daily Monitor*. <https://www.monitor.co.ug/News/National/Where-Ugandans-are-making-the-money/688334-4913048-58ysh9/index.html>
- MacPherson, E. E., Reynolds, J., Sanudi, E., Nkaombe, A., Phiri, C., Mankhomwa, J., Dixon, J., & Chandler, C. I. R. (2021). Understanding antimicrobial resistance through the lens of antibiotic vulnerabilities in primary health care in rural Malawi. *Global Public Health*, 1-17. <https://doi.org/10.1080/17441692.2021.2015615>
- Mamdani, M. (1983). *Imperialism and Fascism in Uganda*. Heinemann Educational Books.
- Manderson, L. (2020). Prescribing, care and resistance: antibiotic use in urban South Africa. *Humanities and Social Sciences Communications*, 7(1), 77. <https://doi.org/10.1057/s41599-020-00564-1>
- Manishimwe, R., Nishimwe, K., & Ojok, L. (2017). Assessment of antibiotic use in farm animals in Rwanda. *Tropical Animal Health and Production*, 49, 1101-1106.
- Manyando, C., Njunju, E., Chileshe, J., Siziya, S., & Shiff, C. (2014). Rapid diagnostic tests for malaria and health workers' adherence to test results at health facilities in Zambia. 13, 166.
- Marcus, G. E. (1995). Ethnography in/of the World System: The Emergence of Multi-Sited Ethnography. *Annual Review of Anthropology*, 24(1), 95-117. <https://doi.org/10.1146/annurev.an.24.100195.000523>
- Marsland, R. (2012). (Bio)Sociality and HIV in Tanzania: Finding a Living to Support a Life. *Medical Anthropology Quarterly*, 26(4), 470-485.
- Mason, N., & Corfee-Morlot, J. (2019). *Climate Change Is Hurting Africa's Water Sector, but Investing in Water Can Pay Off* (<https://www.wri.org/insights/climate-change-hurting-africas-water-sector-investing-water-can-pay>)

- Masud, A. A., Rousham, E. K., Islam, M. A., Alam, M. U., Rahman, M., Mamun, A. A., Sarker, S., Asaduzzaman, M., & Unicomb, L. (2020). Drivers of Antibiotic Use in Poultry Production in Bangladesh: Dependencies and Dynamics of a Patron-Client Relationship. *Frontiers in Veterinary Science*, 7(78). <https://doi.org/https://doi.org/10.3389/fvets.2020.00078>
- Mateos, G., & Suárez-Díaz, E. (2020). Development interventions: science, technology and technical assistance. *History and Technology*, 36(3-4), 293-309. <https://doi.org/10.1080/07341512.2020.1859774>
- Mbonye AK, Buregyeya E, Rutebemberwa E, Clarke SE, Lal S, KS, H., Magnussen P, & LaRussa P. (2016). Prescription for antibiotics at drug shops and strategies to improve quality of care and patient safety: a cross-sectional survey in the private sector in Uganda. *BMJ Open*, 6:e010632.
- Mbonye, A. K., Buregyeya, E., Rutebemberwa, E., Clarke, S. E., Lal, S., Hansen, K. S., Magnussen, P., & LaRussa, P. (2016). Prescription for antibiotics at drug shops and strategies to improve quality of care and patient safety: a cross-sectional survey in the private sector in Uganda. *BMJ Open*, 6(3), e010632. <https://doi.org/10.1136/bmjopen-2015-010632>
- Mboya, E. A., Sanga, L. A., & Ngocho, J. S. (2018). Irrational use of antibiotics in the Moshi Municipality Northern Tanzania: a cross sectional study. *Pan African Medical Journal*, 31(165), Article 15991. <https://doi.org/doi:10.11604/pamj.2018.31.165.15991>
- McKay, R. (2018). *Medicine in the meantime. The work of care in Mozambique*. Duke University Press.
- Medicines and health service delivery monitoring unit. (2014). *Report on monitoring activities in Tororo district* <http://docplayer.net/39293977-Report-on-monitoring-activities-tororo-district-may-clean-and-tidy-ward-in-rubongi-military-hospital.html>
- Meinert, L., & Whyte, S. R. (2020). *Legacies of Violence: The Communicability of Spirits and Trauma in Northern Uganda*. In *Biosocial worlds. Anthropology of health environments beyond determinised* by J. Seeberg, A. Roepstorff and L. Meinert. UCL Press. [www.uclpress.co.uk](http://www.uclpress.co.uk)
- Mikecz, O., Pica-Ciamarra, U., Felis, A., Nizeyimana, G., Okello, P., & Brunelli, C. (2020). Data on antimicrobial use in livestock: Lessons from Uganda. *One Health*, 10, 100165. <https://doi.org/https://doi.org/10.1016/j.onehlt.2020.100165>
- Millar, K. (2008). Making Trash Into Treasure: Struggles for Autonomy on a Brazilian Garbage Dump. *Anthropology of Work review*, 29(2), 25-34.
- Miller, G. (1962). 'Airs, Waters, and Places' in History. *Journal of the History of Medicine and Allied Sciences*, 17(1), 129-140.
- Miller, K. M. (2014). The precarious present. Wageless labor and disrupted life in Rio de Janeiro, Brazil. *Cultural Anthropology*, 29(1), 33-53. <https://doi.org/https://doi.org/10.14506/ca29.1.04>
- Miller, R., & Goodman, C. (2016). Performance of retail pharmacies in low- and middle-income Asian settings: a systematic review. *Health Policy and Planning*, 31(7), 940-953. <https://doi.org/10.1093/heapol/czw007>
- Miller, R., Hutchinson, E., & Goodman, C. (2018). 'A smile is most important.' Why chains are not currently the answer to quality concerns in the Indian retail pharmacy sector. *Social Science and Medicine*, 212, 9-16. <https://doi.org/https://doi.org/10.1016/j.socscimed.2018.07.001>
- Miller, R., Wafula, F., Onoka, C. A., Saligram, P., Musiega, A., Ogira, D., Okpani, I., Ejughemre, U., Murthy, S., Garimella, S., Sanderson, M., Ettelt, S., Allen, P., Nambiar, D., Salam, A., Kweyu, E., Hanson, K., & Goodman, C. (2021). When technology precedes regulation: the challenges and opportunities of e-pharmacy in low-income and middle-income countries. *BMJ Global Health*, 6(5). <https://doi.org/10.1136/bmjgh-2021-005405>
- Mol, A. (2008). *The logic of care: Health and the problem of patient choice*. New Jersey: Routledge.
- Mol, A., Moser, I., & Pols, J. (2010). *Care in Practice: On Tinkering in Clinics, Homes and Farms* (Vol. 8). <https://doi.org/10.14361/transcript.9783839414477>

- Moran-Thomas, A. (2013). *A Salvage Ethnography of the Guinea Worm. Witchcraft, Oracles and Magic in a Disease Eradication Program*. In *When people come first. Critical studies in global Health*. Edited by Biehl J and Petryna A. Princeton University Press
- Mubito, E. P., Shahada, F., Kimanya, M. E., & Buza, J. J. (2014). Antimicrobial use in the poultry industry in Dar-es-Salaam, Tanzania and public health implications. *American Journal of Research Communication*, 2(4), 51-63.
- Muchadenyika, D., & Waiswa, J. (2018). Policy, politics and leadership in slum upgrading: A comparative analysis of Harare and Kampala. *Cities*, 82. <https://doi.org/10.1016/j.cities.2018.05.005>
- Mugisha, R. (2019). A look at Uganda's investment environment, high rate of businesses failure. *Daily Monitor*. <https://www.monitor.co.ug/uganda/oped/commentary/a-look-at-uganda-s-investment-environment-high-rate-of-businesses-failure-1832322?view=htmlamp>
- Mukasa, D., Mugasa, C., & Nakavuma, J. (2012). Antibiotic misuse by farmers in Ngoma subcounty Nakaseke district, Uganda. *Africa Journal of Animal and Biomedical Sciences*, 7, 108-116.
- Mukonzo, J. K., Namuwenge, P. M., Okure, G., Mwesige, B., Namusisi, O. K., & Mukanga, D. (2013). Over-the-counter suboptimal dispensing of antibiotics in Uganda. *Journal of Multidisciplinary health care*, 6, 303-310.
- Murray Li, T. (2007). *The Will to Improve: Governmentality, Development, and the Practice of Politics*. Duke University Press.
- Murray, M., Holmes, P., Wright, N., Jarrett, O., & Kennedy, P. (2014). History of One Health and One Medicine. *Veterinary Record*, 174(9), 227-227.
- Nabirye, C., Denyer Willis, L., Nayiga, S., Kayendeke, M., Staedke, S. G., & Chandler, C. I. R. (2021). Antibiotic 'entanglements': health, labour and everyday life in an urban informal settlement in Kampala, Uganda. *Critical Public Health*, 1-10. <https://doi.org/10.1080/09581596.2021.1994526>
- Nahar, P., Unicomb, L., Lucas, P. J., Uddin, M. R., Islam, M. A., Nizame, F. A., Khisa, N., Akter, S. M. S., & Rousham, E. K. (2020). What contributes to inappropriate antibiotic dispensing among qualified and unqualified healthcare providers in Bangladesh? A qualitative study. *BMC Health Services Research*, 20(1), 656. <https://doi.org/10.1186/s12913-020-05512-y>
- Namaganda, G., Oketcho, V., Maniple, E., & Viadro, C. (2015). Making the transition to workload-based staffing: using the Workload Indicators of Staffing Need method in Uganda. *Human Resources for Health*, 13(1), 89. <https://doi.org/10.1186/s12960-015-0066-7>
- Nambasa, V., Ndagije, H. B., Serwanga, A., Manirakiza, L., Atuhaire, J., Nakitto, D., Kiguba, R., & Figueras, A. (2020). Prescription of Levofloxacin and Moxifloxacin in Select Hospitals in Uganda: A Pilot Study to Assess Guideline Concordance. *Antibiotics*, 9(8), 439. <https://www.mdpi.com/2079-6382/9/8/439>
- Namugambe, J. S., Delamou, A., Moses, F., Ali, E., Hermans, V., Takarinda, K., Thekkur, P., Nanyonga, S., Koroma, Z., Mwoga, J. N., Akello, H., Imi, M., & Kitutu, F. E. (2021). National Antimicrobial Consumption: Analysis of Central Warehouses Supplies to In-Patient Care Health Facilities from 2017 to 2019 in Uganda. *Tropical Medicine and Infectious Disease*, 6(2), 83. <https://www.mdpi.com/2414-6366/6/2/83>
- Napoli, M. (2011). *Towards a Food Insecurity Multidimensional Index (FIMI)* (<https://www.fao.org/fileadmin/templates/ERP/uni/FIMI.pdf>)
- Nayiga, S., Di Liberto, D., Taaka, L., Nabirye, C., Haaland, A., Staedke, S., & Chandler, C. I. R. (2014). Strengthening patient-centred communication in rural Ugandan health centres: A theory-driven evaluation within a cluster randomized trial. *Evaluation: The International Journal of Theory, Research and Practice*, 20(4), 471-491.
- Nayiga, S., Kayendeke, M., Nabirye, C., Denyer Willis, L., Chandler, C. I. R., & Staedke, S. (2020). Use of antibiotics to treat humans and animals in Uganda: a cross-sectional survey of households and

- farmers in rural, urban and peri-urban settings. *Journal of Antimicrobial Resistance*, 2(4), dlaa082. <https://doi.org/10.1093/jacamr/dlaa082>
- New Vision. (2020). Museveni outlines six priority areas. <https://www.newvision.co.ug/news/1514074/museveni-outlines-priority>
- Nguyen, V. K. (2005). Antiretroviral Globalism, Biopolitics, and Therapeutic Citizenship. In: Ong, Aihwa; Collier, Stephen J., eds. *Global Assemblages: Technology, Politics, and Ethics as Anthropological Problems*. Malden, MA: Blackwell Pub.; 2005: 124-144. ((pp. 124-144). Blackwell.
- Nguyen, V. K. (2010). *The republic of therapy. Triage and sovereignty in West Africa's time of AIDS*. Duke University Press.
- Nichter, M. (2001). *Risk, Vulnerability, and Harm Reduction: Preventing STIs in Southeast Asia by Antibiotic Prophylaxis, a Misguided Practice*. In Carla Makhoul Obermeyer (Ed.), *Cultural Perspectives on Reproductive Health*. Oxford University Press.
- Nichter, M. (2008). *Global Health. Why cultural perceptions, social representations, and biopolitics matter*. University of Arizona Press.
- Nichter, M. (2016). Comorbidity: Reconsidering the Unit of Analysis. *Medical Anthropology Quarterly*, 0(0), 1-9. <https://doi.org/10.1111/maq.12319>
- O'Neill, B. (2014). Cast Aside: Boredom, Downward Mobility, and Homelessness in Post-Communist Bucharest. *Cultural Anthropology*, 29(1), 8-31.
- O'Neill, J. (2016). *Tackling drug resistant infections globally: Final report and recommendations* ([https://amr-review.org/sites/default/files/160518\\_Final%20paper\\_with%20cover.pdf](https://amr-review.org/sites/default/files/160518_Final%20paper_with%20cover.pdf))
- Obakiro, S. B., Kiyimba, K., Paasi, G., Napyo, A., Anthierens, S., Waako, P., Royen, P. V., Iramiot, J. S., Goossens, H., & Kostyanov, T. (2021). Prevalence of antibiotic-resistant bacteria among patients in two tertiary hospitals in Eastern Uganda. *Journal of Global Antimicrobial Resistance*, 25, 82-86. <https://doi.org/https://doi.org/10.1016/j.jgar.2021.02.021>
- Obeng-Odoom, F. (2012). Neoliberalism and the Urban Economy in Ghana: Urban Employment, Inequality, and Poverty. *Growth and Change*, 43(1), 85-109.
- Ocan, M., Bwanga, F., Bbosa, G. S., Bagenda, D., Waako, P., Ogwal-Okeng, J., & Obua, C. (2014). Patterns and Predictors of Self-Medication in Northern Uganda. *PloS One*, 9(3), e92323.
- Okwaro, F. M., Chandler, C. I. R., Hutchinson, E., Nabirye, C., Taaka, L., Kayendeke, M., Nayiga, S., & Staedke, S. (2015). Challenging logics of complex intervention trials: community perspectives of a health care improvement intervention in rural Uganda. *Social Science and Medicine*, 131, 10-17.
- Oluwasile, B. B., Agbaje, M., Ojo, O. E., & Dipeolu, M. A. (2014). Antibiotic usage pattern in selected poultry farms in Ogun state. *Sokoto Journal of Veterinary Sciences*, 12(1), 45-50.
- Omulo, S., Thumbi, S. M., Lockwood, S., Verani, J. R., Bigogo, G., Masyongo, G., & Call, D. R. (2017). Evidence of superficial knowledge regarding antibiotics and their use: Results of two cross sectional surveys in an urban informal settlement in Kenya. *PloS One*, 12(10), Article e0185827. <https://doi.org/https://doi.org/10.1371/journal.pone.0185827>
- Palanco Lopez, P., & Chandler, C. I. R. (2020). *Histories of Antibiotics: A One Health account of the arrival of antimicrobial drugs to Zimbabwe, Malawi and Uganda. Report for the Improving Human Health Flagship Initiative, Agriculture for Nutrition and Health research programme, CGIAR. Project Report* (<https://doi.org/10.17037/PUBS.04658867>)
- Pandian, A. (2019). *A possible anthropology: Methods for uneasy times*. Duke University Press.
- Pariyo, G. W., Ekirapa-Kiracho, E., Okui, O., Rahman, M. H., Peterson, S., Bishai, D. M., Lucas, H., & Peters, D. H. (2009). Changes in utilization of health services among poor and rural residents in Uganda: are reforms benefitting the poor? *International Journal for Equity in Health*, 8(1), 39. <https://doi.org/10.1186/1475-9276-8-39>

- Parliament of the republic of Uganda. (2019). Bill to regulate veterinary drugs in the offing. Accessed at <https://www.parliament.go.ug/news/3738/bill-regulate-veterinary-drugs-offing> on the 10th March 2020 at 14:59.
- Parliament of Uganda. (2017). *Report of the sectoral committee on agriculture, animal industry and fisheries on the implementation of the Operation Wealth Creation Programme in Uganda* (<http://parliamentwatch.ug/wp-content/uploads/2017/05/AAIF-17-Report-on-the-implementation-of-the-operation-wealth-creation-programme-in-Uganda.pdf>)
- Patton, A. (2016). Uganda is a land of entrepreneurs, but how many startups survive? *The guardian*. <https://www.theguardian.com/global-development-professionals-network/2016/feb/16/uganda-is-a-land-of-entrepreneurs-but-how-many-startups-survive>
- Pearson, M., & Chandler, C. I. R. (2019). Knowing antimicrobial resistance in practice: a multi-country qualitative study with human and animal healthcare professionals. *Global Health Action*, 12(1599560). <https://doi.org/10.1080/16549716.2019.1599560>
- Pelto, J., & Pelto, G. (1996). Research Designs in Medical Anthropology. In C. Sargent & T. Johnson (Eds.), *Medical Anthropology. Comtemporary theory and method, revised edition* (pp. 293-324). Praeger.
- Peterson, K. (2014). *Derivative Life: Nominalization and the Logic of the Hustle*. In *Speculative Markets: Drug circuits and Derivative Life in Nigeria*. Duke University Press
- Petryna, A., & Kleiman, A. (2006). The Pharmaceutical Nexus. In *Global Pharmaceuticals: Ethics, Markets, Practices*, ed. A. Petryna, A. Lakoff, and A. Kleinman (Duke University Press.
- Pfeiffer, J. (2013). *The struggle for a public sector. PEPFAR in Mozambique*. In: Biehl, J., Petryna, A. *When people come first. Critical studies in Global Health*. Princeton University Press.
- Pharmaceuticals export promotion council of India. Regulatory and market profile of Uganda. <https://pharmexcil.com/uploads/countryreports/uganda.pdf>
- Pickering, A. J., Null, C., Winch, P. J., Mangwadu, G., Arnold, B. F., Prendergast, A. J., Njenga, S. M., Rahman, M., Ntozini, R., Benjamin-Chung, J., Stewart, C. P., Huda, T. M. N., Moulton, L. H., Colford, J. M., Luby, S. P., & Humphrey, J. H. (2019). The WASH Benefits and SHINE trials: interpretation of WASH intervention effects on linear growth and diarrhoea. *The Lancet Global Health*, 7(8), e1139-e1146. [https://doi.org/https://doi.org/10.1016/S2214-109X\(19\)30268-2](https://doi.org/https://doi.org/10.1016/S2214-109X(19)30268-2)
- Pinto J, C., Keestra, S., Tandon, P., & Chandler, C. I. R. (2020). *WASH and biosecurity interventions for reducing burdens of infection, antibiotic use and antimicrobial resistance in animal agricultural settings: a One Health mixed methods systematic review*. Project Report (<https://doi.org/10.17037/PUBS.04658914>)
- Preston-Werner, T. (2008). Valuing the “Professional” in an International Direct-Selling Organization: The Commodification of Class Identity in Southern Costa Rica. *Anthropology of Work Review*, 28(2), 22-27.
- Price, L., Gozdzielewska, L., Young, M., Smith, F., MacDonald, J., McParland, J., Williams, L., Langdrige, D., Davis, M., & Flowers, P. (2018). Effectiveness of interventions to improve the public’s antimicrobial resistance awareness and behaviours associated with prudent use of antimicrobials: a systematic review. *Journal of Antimicrobial Chemotherapy*, 73, 1464–1478.
- Prince, R. J. (2012). HIV and the Moral Economy of Survival in an East African City. *Medical Anthropology Quarterly*, 26(4), 534-556. <https://doi.org/10.1111/maq.12006>
- Prince, R. J. (2014a). *Navigating “Global Health” in an East African City*. In *Making and Unmaking Public Health in Africa: Ethnographic and Historical Perspectives*. Edited by R.J. Prince and R. Marsland. Ohio University Press.
- Prince, R. J. (2014b). Precarious Projects: Conversions of (Biomedical) Knowledge in an East African City. *Medical Anthropology*, 33(1), 68-83. <https://doi.org/10.1080/01459740.2013.833918>

- Prince, R. J., & Otieno, P. (2014). In the shadowlands of global health: Observations from health workers in Kenya. *Global Public Health*, 9(8), 927-945.
- Public Health England, & Department of Health. (2015). Behaviour change and antibiotic prescribing in healthcare settings Literature review and behavioural analysis. <https://www.gov.uk/government/publications/antibiotic-prescribing-and-behaviour-change-in-healthcare-settings>
- Queenan, K., Chandler, C. I. R., & Goodman, C. (2017). Meeting report: Metrics and methods for assessing antibiotic use at the granular level in humans and livestock in LMICs. Working Paper. London School of Hygiene & Tropical Medicine, London, UK. (Unpublished). <https://researchonline.lshtm.ac.uk/id/eprint/4650709>
- Queenan, K., Redmond, L., & Rushton, J. (2016). *Rapid assessment of antimicrobial use in animals and antimicrobial resistance in low and middle income countries - contribution to World Bank global report on the Economic Cost of Antimicrobial Resistance (P150321). Country report - Uganda for the World Organisation for Animal Health (OIE) to contribute to analyses of impacts on animal health, drug use, and production* (
- Rabinow, P. (1977). *Reflections on fieldwork in Morocco*. University of California Press.
- Rajan, S. K. (2017). *Pharmocracy: Value, Politics and Knowledge in Global Medicine*. Duke University Press.
- Reinsberg, B., Kentikelenis, A., & Stubbs, T. (2019). Creating crony capitalism: neoliberal globalization and the fueling of corruption. *Socio-Economic Review*, 19(2), 607-634. <https://doi.org/10.1093/ser/mwz039>
- Reubi, D. (2018a). Epidemiological accountability: philanthropists, global health and the audit of saving lives. *Economy and society*, 47(1), 83-110. <https://doi.org/10.1080/03085147.2018.1433359>
- Reubi, D. (2018b). A genealogy of epidemiological reason: Saving lives, social surveys and global population. *BioSocieties*, 13(1), 81-102. <https://doi.org/10.1057/s41292-017-0055-2>
- Reyburn, H., Mbakilwa, H., Mwangi, R., Mwerinde, O., Olomi, R., Drakeley, C., & Whitty, C. M. (2007). Rapid diagnostic tests compared with malaria microscopy for guiding outpatient treatment of febrile illness in Tanzania: randomised trial. *BMJ*, 334(7590).
- Richardson, E. T. (2020). *Epidemic Illusions. On the Coloniality of Global Public Health*. MIT Press.
- Rodrigues, C. F. (2020). Self-medication with antibiotics in Maputo, Mozambique: practices, rationales and relationships. *Palgrave Communications*, 6(1), 6. <https://doi.org/10.1057/s41599-019-0385-8>
- Rosaldo, R. (1989). *Culture and Truth: The Remaking of Social Analysis*. Beacon Press.
- Rubongoya, J. B. (2007). *Regime hegemony in Museveni's Uganda*. Palgrave Macmillan
- Russell, B. H. (2011). *Research methods in anthropology: Qualitative and quantitative approaches*. Rowman & Littlefield.
- Sabiiti, E. N., & Katongole, C. B. (2016). Role of Peri-Urban areas in the food system of Kampala, Uganda. In: Maheshwari B, Singh V, Thoradeniya B. (eds) (*Balanced Urban Development: Options and Strategies for liveable cities* (Vol. 72, pp. 387-392). Springer, Cham. [https://doi.org/https://doi.org/10.1007/978-3-319-28112-4\\_23](https://doi.org/https://doi.org/10.1007/978-3-319-28112-4_23)
- Saethre, E. J., & Stadler, J. (2010). Gelling medical knowledge: innovative pharmaceuticals, experience, and perceptions of efficacy. *Anthropology and Medicine*, 17(1), 99-111.
- Schaumann, R., Petzold, S., Fille, M., & Rodloff, A. C. (2005). Inducible metronidazole resistance in nim-positive and nim-negative bacteroides fragilis group strains after several passages metronidazole containing columbia agar plates. *Infection*, 33(5-6), 368-372. <https://doi.org/10.1007/s15010-005-5061-9>
- Schuts, E. C., Hulscher, M. E. J. L., Mouton, J. W., Verduin, C. M., Stuart, J. W. T. C., Overdiek, H. W. P. M., D van der Linden, P., Natsch, S., Hertogh, C. M. P. M., Wolfs, T. F. W., Schouten, J. A., Kullberg, B.

- J., & Prins, J. M. (2016). Current Evidence on Hospital Antimicrobial Stewardship Objectives: A Systematic Review and Meta-Analysis. *Lancet Infectious Diseases*, 16(7), 847-856.
- Schwabe, C. (1984). *Veterinary Medicine and Human Health*. Williams and Wilkins.
- Sejjaaka, S. (2004). A Political and Economic History of Uganda, 1962–2002. In: Frederick Bird and Stewart W. Herman (eds) *International Businesses and the Challenges of Poverty in the Developing World*. Palgrave Macmillan.
- Settles, J. D. (1996). The Impact of Colonialism on African Economic Development. *Chancellor's Honors Program Projects*. [https://trace.tennessee.edu/utk\\_chanhonoproj/182](https://trace.tennessee.edu/utk_chanhonoproj/182)
- Simone, A. (2004). People as Infrastructure: Intersecting Fragments in Johannesburg. *Public Culture* 16(3), 407-429.
- Singer, M. (1996). Farewell to adaptationism: unnatural selection and the politics of biology. *Medical Anthropology Quarterly*, 10(4), 496-515.
- Singer, M. (2010). 'Ecosyndemics: Global warming and the coming plagues of the twenty-first century'. In *Plagues and Epidemics: Infected spaces past and present*, edited by D. A. Herring and A. C. Swedlund. Routledge. <https://doi.org/10.5040/9781474215343.ch-002>
- Singer, M., & Baer, H. (1995). *Critical Medical Anthropology (1st ed.)*. Routledge. <https://doi.org/https://doi.org/10.4324/9781315224862>
- Singer, M., Baer, H., Long, D., & Pavlotski, A. (2019). *Introducing Medical Anthropology. A discipline in Action, Third Edition*.
- Singer, M., Bulled, N., & Ostrach, B. (2012). Syndemics and human health: Implications for prevention and intervention. *Annals of anthropological practice*, 36(2), 205-211.
- Singer, M., Bulled, N., Ostrach, B., & Mendenhall, E. (2017). Syndemics and the biosocial conception of health. *The Lancet*, 389.
- Singer, M., & Clair, S. (2003). Syndemics and Public Health: Reconceptualizing Disease in Bio-Social Context. *Medical Anthropology Quarterly*, 17(4), 423-441. <https://doi.org/10.1525/maq.2003.17.4.423>
- Snively-Martinez, A. E. (2019). Ethnographic Decision Modeling to Understand Smallholder Antibiotic Use for Poultry in Guatemala *Medical Anthropology*, 38(3), 295-310. <https://doi.org/10.1080/01459740.2018.1550755>
- Sontag, S. (2003). *Regarding the Pain of Others*. Hamish Hamilton.
- Spelman, E. V. (1998). *Fruits of Sorrow: Framing Our Attention to Suffering*. Beacon.
- Ssekatawa, K., Byarugaba, D. K., Kato, C. D., Wampande, E. M., Ejobi, F., Tweyongyere, R., & Nakavuma, J. L. (2021). A review of phage mediated antibacterial applications. *Alexandria Journal of Medicine*, 57(1), 1-20. <https://doi.org/10.1080/20905068.2020.1851441>
- Ssempijja, F., Iceland Kasozi, K., Daniel Eze, E., Tamale, A., Ewuzie, S. A., Matama, K., Ekou, J., Bogere, P., Mujinya, R., Musoke, G. H., Atusiimirwe, J. K., Zirintunda, G., Kalange, M., Lyada, J., Kiconco, R., Pius, T., Nandala, C., Kamugisha, R. M., Hamira, Y., Fernandez, E. M., & Musinguzi, S. P. (2020). Consumption of Raw Herbal Medicines Is Associated with Major Public Health Risks amongst Ugandans. *Journal of Environmental and Public Health*, 2020, 8516105. <https://doi.org/10.1155/2020/8516105>
- Ssenyonjo, A., Namakula, J., Kasyaba, R., Orach, S., Bennett, S., & Ssengooba, F. (2018). Government resource contributions to the private-not-for-profit sector in Uganda: evolution, adaptations and implications for universal health coverage. *International Journal for Equity in Health*, 17(1), Article 130. <https://doi.org/10.1186/s12939-018-0843-8>
- Sserwanga, A., Sears, D., Kapella, B. K., Kigozi, R., Rubahika, D., Staedke, S. G., Kanya, M. R., Yoon, S., Chang, M. A., Dorsey, G., & Mpimbaza, A. (2015). Anti-malarial prescription practices among children admitted to six public hospitals in Uganda from 2011 to 2013. *Malaria Journal*, 14, 331.



- Stadler, J., & Saethre, E. J. (2010). Rumours about blood and reimbursements in a microbicide gel trial. *African Journal of AIDS Research*, 9(4), 345-353.
- Staedke, S., Chandler, C. I. R., DiLiberto, D., Maiteki-Sebuguzi, C., Nankya, F., Webb, E., Dorsey, G., & Kanya, M. (2013). The PRIME trial protocol: evaluating the impact of an intervention implemented in public health centres on management of malaria and health outcomes of children using a cluster-randomised design in Tororo, Uganda. *Implementation Science*, 8(1), 114. <https://doi.org/10.1186/1748-5908-8-114>
- Staedke, S., Maiteki-Sebuguzi, C., DiLiberto, D., Webb, E., Mugenyi, L., Mbabazi, E., Gonahasa, S., Kigozi, S. P., Willey, B. A., Dorsey, G., Kanya, M., & Chandler, C. I. R. (2016). The Impact of an Intervention to Improve Malaria Care in Public Health Centers on Health Indicators of Children in Tororo, Uganda (PRIME): A Cluster-Randomized Trial *The American journal of tropical medicine and hygiene*, 95(2), 358-367. <https://doi.org/https://doi.org/10.4269/ajtmh.16-0103>
- Stevenson, L. (2014). *Life beside itself: Imagining care in the canadian arctic*. Oakland:University of California Press.
- Street, A. (2014). *Biomedicine in an Unstable Place: Infrastructure and Personhood in a Papua New Guinean Hospital*. Duke University Press.
- Tabaro, R. (2018). Public Sector Provision of Free Agricultural Inputs in Uganda: The Rationale and Challenges of Operation Wealth Creation Programme. *Journal of Public Administration and Governance*, 8(2). <https://doi.org/10.5296/jpag.v8i2.13196>
- Tarrant, C., Colman, A. M., Jenkins, D. R., Chattoe-Brown, E., Perera, N., Mehtar, S., Nakkawita, W. M. I. D., Bolscher, M., & Krockow, E. M. (2021). Drivers of Broad-Spectrum Antibiotic Overuse across Diverse Hospital Contexts—A Qualitative Study of Prescribers in the UK, Sri Lanka and South Africa. *Antibiotics*, 10(1), 94. <https://www.mdpi.com/2079-6382/10/1/94>
- Tarrant, C., Krockow, E. M., Nakkawita, W. M. I. D., Bolscher, M., Colman, A. M., Chattoe-B, E., Perera, N., Mehtar, S., & Jenkins, D. R. (2020). Moral and Contextual Dimensions of “Inappropriate” Antibiotic Prescribing in Secondary Care: A Three-Country Interview Study [Original Research]. *Frontiers in Sociology*, 5(7). <https://doi.org/10.3389/fsoc.2020.00007>
- Tashobya, C. K., & Ogwang Ogwal, P. (2004). *Primary health care and health sector reforms in Uganda* (<http://www.bioline.org.br/pdf?hp04006>)
- The New Vision. (2008). The rising cost of living is unbearable. <https://www.newvision.co.ug/news/1192595/rising-cost-living-unbearable>
- The New Vision. (2018). Commodity prices increase. <https://www.newvision.co.ug/news/1485594/commodity-prices-increases>
- The state house of Uganda. (2012). President urges Sheema people on wealth creation. <https://doi.org/https://www.statehouse.go.ug/media/news/2012/07/01/president-urges-sheema-people-wealth-creation>
- The state house of Uganda. (2016). H.E Yoweri Kaguta Museveni Insists on Wealth Creation at Household Level. <https://kabangocoffee.wordpress.com/2016/05/18/h-e-yoweri-kaguta-museveni-insists-on-wealth-creation-at-household-level/>
- The state house of Uganda. (2017). President's statement on the state of the environment. <https://www.statehouse.go.ug/media/presidential-statements/2017/07/07/presidents-statement-state-environment>
- Thieme, T. A. (2018). The hustle economy: Informality, uncertainty and the geographies of getting by. *Progress in Human Geography*, 42(4), 529-548.
- Ticktin, M. I. (2011). *Casualties of care: Immigration and the politics of humanitarianism in france*. Berkeley: University of California Press.
- Tompson, A. C., & Chandler, C. I. (2021). *Addressing antibiotic use: insights from social science around the world*. Project Report (<https://doi.org/10.17037/PUBS.04659562>)

- Tompson, A. C., Manderson, L., & Chandler, C. I. R. (2021). Understanding antibiotic use: practices, structures and networks. *JAC-Antimicrobial Resistance*, 3(4).  
<https://doi.org/10.1093/jacamr/dlab150>
- Tororo District Local Government. (2015). *Tororo District Development Plan 2015-2020*.
- Tsing, A. L. (2005). *Friction. An Ethnography of Global Connection*. Princeton University Press.
- Tsing, A. L. (2015). *The Mushroom at the End of the World: On the Possibility of Life in Capitalist Ruins*. . Princeton University Press.
- Uganda Bureau of Statistics. (2016). *The National Population and Housing Census 2014 – Main Report* ([https://www.ubos.org/wp-content/uploads/publications/03\\_20182014\\_National\\_Census\\_Main\\_Report.pdf](https://www.ubos.org/wp-content/uploads/publications/03_20182014_National_Census_Main_Report.pdf))
- Uganda Bureau of Statistics. (2017a). *The National Population and Housing Census 2014 - Area Specific Profile Series, Kampala, Uganda*. <https://www.ubos.org/wp-content/uploads/publications/2014CensusProfiles/KAMPALA-KCCA.pdf>
- Uganda Bureau of Statistics (Producer). (2017b). *National population and housing census 2014. Areas specific profiles. Wakiso District*. <https://www.ubos.org/wp-content/uploads/publications/2014CensusProfiles/WAKISO.pdf>
- Uganda Bureau of Statistics. (2019). *Poverty maps of Uganda: Mapping the Spatial Distribution of Poor Households and Child Poverty Based on Data from the 2016/17 Uganda National Household Survey and the 2014 National Housing and Population Census* ([https://www.ubos.org/wp-content/uploads/publications/02\\_2020Poverty\\_Map\\_report\\_Oct\\_2019.pdf](https://www.ubos.org/wp-content/uploads/publications/02_2020Poverty_Map_report_Oct_2019.pdf))
- Uganda Bureau of Statistics, & Ministry of Agriculture, Animal Industry and Fisheries,. (2010). *Uganda Census of Agriculture* ([https://www.ubos.org/wp-content/uploads/publications/03\\_2018UCACrop.pdf](https://www.ubos.org/wp-content/uploads/publications/03_2018UCACrop.pdf))
- Uganda Media Centre (Producer). (2021). *Speech by H.E Yoweri Kaguta Museveni President of the republic of Uganda at the swearing-in ceremony at Kololo ceremonial grounds*.  
<https://statehouse.go.ug/sites/default/files/attachments/speeches/swearing-speech-2021-converted.pdf>
- Uganda Ministry of Finance Planning and Economic Development. (2015). *Millenium Development Goals Report for Uganda 2015: Results, reflections and the way forward* ([https://ug.usembassy.gov/wp-content/uploads/sites/42/2016/07/UGANDA-MDG\\_2015-FINAL-REPORT.pdf](https://ug.usembassy.gov/wp-content/uploads/sites/42/2016/07/UGANDA-MDG_2015-FINAL-REPORT.pdf))
- Uganda Ministry of Health. (2011a). *Guidelines for designation, Establishment and upgrading of health units* (<https://health.go.ug/docs/guidelines.pdf>)
- Uganda Ministry of Health. (2011b). Uganda Pharmaceutical Country Profile.  
[https://www.who.int/medicines/areas/coordination/Uganda\\_PharmCountryProfilefulldoc.pdf?ua=1](https://www.who.int/medicines/areas/coordination/Uganda_PharmCountryProfilefulldoc.pdf?ua=1)
- Uganda Ministry of Health. (2015). *Health Sector Development Plan 2015/2016-2019/2020*.  
[https://health.go.ug/sites/default/files/Health%20Sector%20Development%20Plan%202015-16\\_2019-20.pdf](https://health.go.ug/sites/default/files/Health%20Sector%20Development%20Plan%202015-16_2019-20.pdf)
- Uganda Ministry of Health. (2016a). *Essential Medicines and Health Supplies List for Uganda (EMHSLU) 2016* <http://library.health.go.ug/publications/medicines/essential-medicines-and-health-supplies-list-uganda-emhslu-2016>
- Uganda Ministry of Health. (2016b). *Uganda Clinical Guidelines 2016: National guidelines for management of common conditions*.  
<http://library.health.go.ug/publications/guidelines/uganda-clinical-guidelines-2016>
- Uganda Ministry of Health (Producer). (2017). *UCG and EMHSLU 2016*

- Uganda Ministry of Health, Uganda Ministry of Agriculture Animal Industry and Fisheries, Uganda Wildlife Authority, & Environment., U. M. o. W. a. (2016). *Framework to strengthen the One health approach to prevent and control zoonotic diseases in Uganda* (Uganda National Academy of Sciences. (2015). Antibiotic Resistance in Uganda: Situation Analysis and Recommendations. [https://www.cddep.org/wp-content/uploads/2017/06/uganda\\_antibiotic\\_resistance\\_situation\\_reportgarp\\_uganda\\_0-1.pdf](https://www.cddep.org/wp-content/uploads/2017/06/uganda_antibiotic_resistance_situation_reportgarp_uganda_0-1.pdf)
- Uganda National Bureau of Statistics. (2017). Uganda National Household Survey 2016/2017. [https://www.ubos.org/wp-content/uploads/publications/03\\_20182016\\_UNHS\\_FINAL\\_REPORT.pdf](https://www.ubos.org/wp-content/uploads/publications/03_20182016_UNHS_FINAL_REPORT.pdf)
- Uganda National NGO Forum. (2016). *Museveni's first 100 days. Report Card* (<https://www.glissafrica.org/storage/publications/March2020/m4lxupl3vCU29zNbKU5Z.pdf>)
- Uganda National Planning Authority. (2015). *The Second National Development Plan (NDP II) 2015/16-2019/20*. <http://npa.go.ug/wp-content/uploads/NDPII-Final.pdf>
- Uganda National Planning Authority. (2020). *Third National Development Plan (NDP III) 2020/21-2024/25*. [http://www.npa.go.ug/wp-content/uploads/2020/08/NDPIII-Finale\\_Compressed.pdf](http://www.npa.go.ug/wp-content/uploads/2020/08/NDPIII-Finale_Compressed.pdf)
- Uganda Office of the Prime Minister. (2016). Tororo district: Hazard, risk and vulnerability profile. <https://www.necoc-opm.go.ug/HzEastern2/Tororo%20District%20HRV%20Profile.pdf>
- UN-Habitat. (2015). *Slum Almanac 2015-2016*.
- United Nations. (2015a). Conference on Housing and Sustainable Urban Development – Habitat III, Issue Paper No. 22 on Informal Settlements.
- United Nations. (2015b). *The Millenium Development Goals Report 2015* ([https://www.un.org/millenniumgoals/2015\\_MDG\\_Report/pdf/MDG%202015%20rev%20\(July%201\).pdf](https://www.un.org/millenniumgoals/2015_MDG_Report/pdf/MDG%202015%20rev%20(July%201).pdf))
- United Nations Children's Fund. (1998). *The State of the World's Children* (<https://www.unicef.org/reports/state-worlds-children-1988>)
- United Nations Development Programme. (1994). *Human Development Report 1994 : New Dimensions of Human security* (<http://www.hdr.undp.org/en/content/human-development-report-1994>)
- United Nations Development Programme. (2016). *From the MDGs to sustainable development for all: Lessons from 15 years of practice* (<https://www.undp.org/publications/mdgs-sustainable-development-all>)
- United Nations Industrial Development Organisation. (2010). *Pharmaceutical Sector Profile: Uganda. Global UNIDO Project: Strengthening the local production of essential generic drugs in the least developed and developing countries*. <https://open.unido.org/api/documents/4699932/download/Pharmaceutical%20Sector%20Profile%20-%20Uganda>
- UNU -WIDER. (2013). *The Impact of Foreign Aid on the Fiscal Behaviour of the Ugandan Government* (<https://www.wider.unu.edu/publication/impact-foreign-aid-fiscal-behaviour-ugandan-government>)
- Van Boeckel, T. P., Brower, C., Gilbert, M., Grenfell, B. T., Levin, S. A., Robinson, T. P., Teillant, A., & Laxminarayan, R. (2015). Global trends in antimicrobial use in food animals. *Proceedings of the National Academy of Sciences of the United States of America*, 112(18), 5649-5654. <https://doi.org/10.1073/pnas.1503141112>
- Van Boeckel, T. P., Gandra, S., Ashok, A., Caudron, Q., Grenfell, B. T., Levin, S. A., & Laxminarayan, R. (2014). Global antibiotic consumption 2000 to 2010: an analysis of national pharmaceutical sales data. *Lancet Infectious Diseases*, 14(8), 742-750.
- Van Boeckel, T. P., Glennon, E., Chen, D., Gilbert, M., Robinson, T., Grenfell, B., Levin, S., Bonhoeffer, S., & Laxminarayan, R. (2017a). Reducing antimicrobial use in food animals. *Science*, 357(6358), 1350-1352. <https://doi.org/10.1126/science.aao1495>

- Van Boeckel, T. P., Glennon, E. E., Chen, D., Gilbert, M., Robinson, T. P., Grenfell, B. T., Levin, S. A., Bonhoeffer, S., & Laxminaraya, N. R. (2017b). Reducing antimicrobial use in food animals. *Insights. Policy Forum: Global Health*, 357(6358).
- Van der Geest, S., & Whyte, S. R. (1989). The Charm of Medicines: Metaphors and Metonyms. *Medical Anthropology Quarterly*, 3(4), 345-367.
- Van der Geest, S., Whyte, S. R., & Hardon, A. (1996). The Anthropology of pharmaceuticals: A biographical Approach. *Annual Review of Anthropology* 25, 153-178.
- Van Dijk, C., Vlieghe, E., & Cox, J. A. (2018). Antibiotic stewardship interventions in hospitals in low-and middleincome countries: a systematic review *Bulletin World Health Organisation*, 96, 266-280.
- Vialle-Valentin, C. E., LeCates, R. F., Zhang, F., Desta, A. T., & Ross-Degnan, D. (2012). Predictors of antibiotic use in African communities: evidence from medicines household surveys in five countries. *Tropical Medicine and International Health*, 17(2), 211-222.
- Wakiso District Local government. Wakiso District profile. <https://wakiso.go.ug/about-us/district-profile/>
- Wakiso District Local government (Producer). (2016). *Wakiso District Development Profile/Investment Plan. Investment opportunities and doing business in Wakiso District*. <https://www.wakiso.go.ug/sites/default/files/Wakiso%20District%20Profile.pdf>
- Wakiso District Local government (Producer). (2018). *Wakiso District Investment Profile 2018*. <https://wakiso.go.ug/download/wakiso-district-investment-profile-2018/>
- Weaver, L. J. (2016). Transactions in Suffering: Mothers, Daughters, and Chronic Disease Comorbidities in New Delhi, India. *Medical Anthropology Quarterly*, 30(4), 498-514. <https://doi.org/10.1111/maq.12283>
- Whyte, S. R. (2009). *Epilogue*. In *Dealing with uncertainty in contemporary african lives*. Edited by L. Haram and C. Bawa Yamba. GML Print.
- Whyte, S. R., & Siu, G. E. (2015). *Contingency: Interpersonal and Historical Dependencies in HIV Care*. In *Ethnographies of uncertainty edited by Cooper, E, and Pratten, D*. Palgrave Macmillan.
- Whyte, S. R., van der Geest, S., & Hardon, A. (2002). *Social Lives of Medicines*. Cambridge University Press.
- Whyte, S. R., Whyte, M. A., Meinert, L., & Kyaddondo, B. (2006). *Treating AIDS. Dilemmas of unequal access in Uganda*. In *Global Pharmaceuticals: Ethics, Markets, Practices*, ed. A. Petryna, A. Lakoff, and A. Kleinman. Duke University Press.
- Whyte, S. R., Whyte, M. A., Meinert, L., & Twebaze, J. (2013). *Therapeutic Clientship. Belonging in Uganda's Projectified Landscape of AIDS Care*. In J. Biehl & A. Petryna (Eds.). *When People Come First: Critical Studies in Global Health*. Princeton University Press.
- Wiegratz, J. (2010). Fake capitalism? The dynamics of neoliberal moral restructuring and pseudo-development: the case of Uganda. *Review of African Political Economy*, 37(124), 123-137.
- Wiegratz, J., & Cesnulyte, E. (2016). Money Talks: Moral Economies of Earning a Living in Neoliberal East Africa. *New Political Economy*, 21(1), 1-25. <https://doi.org/http://dx.doi.org/10.1080/13563467.2015.1041479>
- Wiegratz, J., Martiniello, G., & Greco, E. (2018). *Uganda: The dynamics of neoliberal transformation*. Zed Books Ltd
- Wilkinson, A., Ebata, A., & MacGregor, H. (2018a). Interventions to Reduce Antibiotic Prescribing in LMICs: A Scoping Review of Evidence from Human and Animal Health Systems. *Antibiotics*, 8(2). <https://doi.org/doi:10.3390/antibiotics8010002>
- Wilkinson, A., Ebata, A., & MacGregor, H. (2018b). Interventions to Reduce Antibiotic Prescribing in LMICs: A Scoping Review of Evidence from Human and Animal Health Systems. *Antibiotics (Basel)*, 8(1), 2. <https://doi.org/10.3390/antibiotics8010002>
- Wilkinson, I. (2005). *Suffering: A Sociological Introduction*. Polity Press.

- Will, C. M. (2018). Editorial: Beyond behavior? Institutions, interactions, and inequalities in the response to antimicrobial resistance. *Sociology of Health and Illness*, 40(3), E1-E9.  
<https://onlinelibrary.wiley.com/toc/14679566/2018/...>
- Wise, R., Hart, T., Cars, O., Streulens, M., Helmuth, R., Huovinen, P., & Sprenger, M. (1998). Antimicrobial resistance. Is a major threat to public health. *BMJ (Clinical research ed.)*, 317(7159), 609-610. <https://doi.org/10.1136/bmj.317.7159.609>
- Witty, C. J. M., & Watt, F. M. (2020). Map clusters of diseases to tackle multimorbidity. *Nature*, 579, 494-496.
- World Bank. (2017). Drug resistant infections: A threat to our economic future.  
<https://www.worldbank.org/en/topic/health/publication/drug-resistant-infections-a-threat-to-our-economic-future>
- World Health Organisation (Producer). (1985). *The rational use of drugs : report of the Conference of Experts, Nairobi, 25-29 November 1985*. <https://apps.who.int/iris/handle/10665/37174>
- World Health Organisation. (2002a). *Health and Human security*  
<https://apps.who.int/iris/handle/10665/135435>
- World Health Organisation. (2002b). Promoting rational use of medicines-WHO Policy perspectives on Medicines. 05.
- World Health Organisation. (2003). Drug therapeutic committees. A practical guide.  
<https://apps.who.int/iris/handle/10665/68553>
- World Health Organisation. (2005). Basic Documents (forty-fifth edition). <https://apps.who.int/gb/bd/>
- World Health Organisation. (2007). *World Health Report 2007: a safer future: global public health security in the 21st century* (<https://apps.who.int/iris/handle/10665/43713>)
- World Health Organisation. (2015). Global Action Plan on Antimicrobial Resistance.  
<https://www.who.int/antimicrobial-resistance/publications/global-action-plan/en/>
- World Health Organisation. (2017). World Health Organisation model list of essential medicines. 20th list. <https://apps.who.int/iris/handle/10665/273826>
- World Health Organisation. (2018a). Antimicrobial resistance (WHO Fact sheet).  
<http://www.who.int/en/news-room/fact-sheets/detail/antimicrobial-resistance>
- World Health Organisation. (2018b). Country Cooperation strategy at a glance : Uganda.  
[https://apps.who.int/iris/bitstream/handle/10665/136975/ccsbrief\\_uga\\_en.pdf;jsessionid=D91E0486D1ED7C67C500862DD7FF2FEC?sequence=1](https://apps.who.int/iris/bitstream/handle/10665/136975/ccsbrief_uga_en.pdf;jsessionid=D91E0486D1ED7C67C500862DD7FF2FEC?sequence=1)
- World Health Organisation. (2018c). WHO Critically Important Antimicrobials for Human Medicine 6th revision. <https://www.who.int/foodsafety/publications/antimicrobials-sixth/en/>
- World Health Organisation. (2018d). WHO Report on surveillance of antibiotic consumption:2016-2018 early implementation. [https://www.who.int/medicines/areas/rational\\_use/who-amr-amc-report-20181109.pdf?ua=1](https://www.who.int/medicines/areas/rational_use/who-amr-amc-report-20181109.pdf?ua=1)
- World Health Organisation. (2021). *Global Antimicrobial Resistance and Use Surveillance System (GLASS) Report* (
- World Health Organisation, & Food and Agricultural Organisation. (2010). *Biosecurity: An integrated approach to manage risk to human, animal and plant life and health*  
[https://www.who.int/foodsafety/fs\\_management/No\\_01\\_Biosecurity\\_Mar10\\_en.pdf](https://www.who.int/foodsafety/fs_management/No_01_Biosecurity_Mar10_en.pdf)
- World Health Organization. (2007). Country Pharmaceutical Situations. Factbook on WHO Level 1 indicators 2007. Available at <https://apps.who.int/medicinedocs/en/m/abstract/Js16874e/>  
 Accessed March 5, 2020.
- World Health Organization, Food and Agriculture Organization, & World Organisation for Animal Health. (2015). WHO, FAO, and OIE unite in the fight against Antimicrobial Resistance. (Flyer).  
[https://www.who.int/foodsafety/areas\\_work/antimicrobial-resistance/amr\\_tripartite\\_flyer.pdf?ua=1](https://www.who.int/foodsafety/areas_work/antimicrobial-resistance/amr_tripartite_flyer.pdf?ua=1)

- World Organisation for Animal Health. (2015). OIE Standards, Guidelines and Resolution on antimicrobial resistance and the use of antimicrobial agents. [https://web.oie.int/delegatweb/eng/ebook/AF-book-AMR-ANG\\_FULL.pdf?WAHISPHPESSID=03152ead00d06990fa9066b7b71fcabc](https://web.oie.int/delegatweb/eng/ebook/AF-book-AMR-ANG_FULL.pdf?WAHISPHPESSID=03152ead00d06990fa9066b7b71fcabc)
- Xinhua. (2019). Uganda's economic growth slows down in 2019, uncertainty persists. [http://www.xinhuanet.com/english/2019-12/11/c\\_138623863.htm](http://www.xinhuanet.com/english/2019-12/11/c_138623863.htm)
- Yantzi, R., Van de Walle, G., & Lin, J. (2019). 'The disease isn't listening to the drug': The socio-cultural context of antibiotic use for viral respiratory infections in rural Uganda. *Global Public Health*, 14(5), 750-763. <https://doi.org/10.1080/17441692.2018.1542017>
- Yuk-ping, C. L., & Thomas, N. (2010). How is health a security issue? Politics, responses and issues. *Health Policy and Planning*, 25, 447-453.
- Zinsstag, J., MacKenzie, J. S., Jeggo, M., Heymann, D. L., Patz, J. A., & Daszak, P. (2012). Mainstreaming one health. *Ecohealth*, 9, 107-110.
- Zinsstag, J., Schelling, E., Waltner-Toews, D., & Tanner, M. (2011). From "one medicine" to "one health" and systemic approaches to health and well-being *Preventive Veterinary Medicine*, 101, 148-156.

## Appendices

### Appendix 1. Medicines survey questionnaire

VARIABLE	FREQUENCY/PERCENTAGE
1. Interviewer name:	
2. Date of interview:	
3. Household Number:	
4. Parish Katajula Namwaya Maundo	
5. Village <i>(To be typed in)</i>	
6. Are you able to locate adult in the household? Yes/No	If no, end here
7. Has the adult consented to the survey? Yes/No	If no, end here
8. GPS coordinates of household	
9. Duration they have lived in the area Months _____ (if less than a year) Years _____ (if more than a year)	
<b>RESPONDENT CHARACTERISTICS</b>	
10. Role of respondent in the household Head of household Primary caregiver Child Relative Friend Other (Specify)	
11. Gender of respondent Male Female	

<b>12. Age of respondent (In absolute numbers)</b>	
<b>13. Highest level of education of respondent</b> 1 Never went to school 2 Primary education 3 O level 4. A level 5. Diploma 6. Vocational training 7. University degree 8. Other (Specify) 9. Refused to answer	
<b>14. Primary occupation of respondent</b> 1 -Unemployed 2- Farmer 3 -Bodaboda rider 4 -Market vendor 5- Tailor 6 -Builder/Mason 7-Carpenter 10. Refused to answer 11. Other (specify)	
<b>15. Ethnicity of respondent</b> Adhola Teso Baganda Gisu Gwere Samia Nyole Other (Specify)	
<b>ILLNESSES AND MEDICINES</b>	
<b>16. Illnesses frequently experienced in the household (Tick all that apply)</b> Malaria Cough/Cold/flu Diarrhoea Abdominal pain Ulcers Headache High blood pressure Sickle cells Skin rashes/Eczema Typhoid	



Other (Specify)	
<p><b>17. Medicines used to treat the frequently experienced illnesses in the household</b></p> <ul style="list-style-type: none"> <li>○ Medicines for Malaria</li> <li>○ Medicines for Cough/Cold/flu</li> <li>○ Medicines for Diarrhoea</li> <li>○ Medicines for abdominal pain</li> <li>○ Medicines for Ulcers</li> <li>○ Medicines for Headache</li> <li>○ Medicines for Skin rashes/Eczema</li> <li>○ Medicines for Typhoid</li> <li>○ Other(Specify)</li> </ul>	
<p><b>18. Medicines stored in the household (Tick all that apply)</b></p> <p><b>None</b></p> <p>Medicines for Diabetes (Capture the name of the medicine)</p> <p>Medicines for Diarrhoea (Capture the name of the medicine)</p> <p>Medicines for Hypertension (Capture the name of the medicine)</p> <p>Medicines for Pain (Specify the pain) (Capture the name of the medicine)</p> <ul style="list-style-type: none"> <li>Headache</li> <li>Stomach pain</li> <li>Joint pain</li> <li>General body pain</li> <li>Muscle pain</li> </ul> <p>Medicines for abdominal problems. (Capture the name of the medicine)</p> <p>Medicines for Cough/'Flu'/Pneumonia. (Capture the name of the medicine)</p> <p>Medicines for HIV/ISS/AIDS. (Capture the name of the medicine)</p> <p>Medicines for Asthma. (Capture the name of the medicine)</p> <p>Medicines for Skin rashes/Eczema. (Capture the name of the medicine)</p> <p>Medicines for Malaria. (Capture the name of the medicine)</p> <p>Medicines for ulcers. (Capture the name of the medicine)</p> <p>Medicines for typhoid. (Capture the name of the medicine)</p> <p>Other( specify medicine and capture the name of the medicine)</p>	<p><i>(Provision for taking the photo of the medicine stored)</i></p>
<p><b>19. Sources of medicines commonly used in the household (Tick all that apply)</b></p> <ul style="list-style-type: none"> <li>Drug shop</li> <li>Pharmacy</li> <li>Public Health Facility</li> <li>Private clinic</li> <li>Private hospital</li> <li>Research clinic/NGO</li> <li>Traditional healer</li> <li>Family/friends</li> <li>Don't know</li> <li>Other (specify)</li> </ul>	

**ANTIBIOTICS USED IN THE HOUSEHOLD**

**20. Antibiotics recognised (Tick all that apply)**  
None  
Amoxicillin  
Ampicillin  
Ampicillin + Cloxacillin  
Azithromycin  
Benzathine benzylpenicillin  
Benzylpenicillin  
Cefalexin/Cephalexin  
Ceftriaxone  
Chloramphenical  
Ciprofloxacin  
Cloxacillin  
Cotrimoxazole (Sulfamethoxazole + trimethoprim)  
Doxycycline  
Erythromycin  
Gentamicin  
Metronidazole  
Perfloxacin  
Nalidixic  
Phenoxymethylpenicillin  
Tetracycline

**21. Antibiotics frequently used in the household (Tick all that apply)**  
None  
Amoxicillin  
Ampicillin  
Ampicillin + Cloxacillin  
Azithromycin  
Benzathine benzylpenicillin  
Benzylpenicillin  
Cefalexin/Cephalexin  
Ceftriaxone  
Chloramphenical  
Ciprofloxacin  
Cloxacillin  
Cotrimoxazole (Sulfamethoxazole + trimethoprim)  
Doxycycline  
Erythromycin  
Gentamicin  
Metronidazole  
Perfloxacin  
Nalidixic  
Phenoxymethylpenicillin  
Tetracycline

<p><b>22. Condition treated with the frequently used antibiotic in the household</b> (Capture the condition that they treated against the medicine)</p> <p>Amoxicillin Ampicillin Ampicillin + Cloxacillin Azithromycin Benzathine benzylpenicillin Benzylpenicillin Cefalexin/Cephalexin Ceftriaxone Chloramphenical Ciprofloxacin Cloxacillin Cotrimoxazole (Sulfamethoxazole + trimethoprim) Doxycycline Erythromycin Gentamicin Metronidazole Perfloxacin Nalidixic Phenoxymethylpenicillin Tetracycline</p>	<p><i>(This should be linked to the above question)</i></p>
<p><b>23. How often are the frequently used antibiotics used in the household?</b></p> <p>Every day Every week Every two weeks Every month 1-6 months 6-12 months Other (Specify)</p>	
<p><b>24. Please tell me about your most recent experience using one of the antibiotics you frequently use to manage illnesses in your household?</b></p> <ul style="list-style-type: none"> <li>☐ What happened that led you to use this medicine?</li> <li>☐ How did you get to know about this medicine?</li> <li>☐ Where did you get it from?</li> <li>☐ What did it cost you – in terms of money, time, etc?</li> <li>☐ What is it like to take the medicine?</li> <li>☐ How often is this medicine needed in this household?</li> <li>☐ What would you do next time?</li> </ul>	<p><b>(Provision for recording)</b></p>
<p><b>25. Antibiotics they need but cannot get</b></p> <p>None Amoxicillin Ampicillin</p>	

<p>Ampicillin + Cloxacillin  Azithromycin  Benzathine benzylpenicillin  Benzylpenicillin  Cefalexin/Cephalexin  Ceftriaxone  Chloramphenical  Ciprofloxacin  Cloxacillin  Cotrimoxazole (Sulfamethoxazole + trimethoprim)  Doxycycline  Erythromycin  Gentamicin  Metronidazole  Perfloxacin  Nalidixic  Phenoxymethylpenicillin  Tetracycline</p>	
<p><b>26. Reason why they cannot get the antibiotic they need</b>  It is not available in the government health facility    It is not available in the drug shop/pharmacy    It is too expensive    Other (Specify)</p>	
<b>FARMING CHARACTERISTICS</b>	
<p><b>27. Farming practised in the household (Farming includes livestock, poultry and agriculture)</b>  Yes  No (<i>If no, end interview here</i>)</p>	
<p><b>28. Type of farming practised in household (Tick all that apply)</b>  Crop farming  Livestock farming  Poultry  Other</p>	
<p><b>29. Scale of farming practised in the household (Tick all that apply)</b>  Subsistence  Commercial  Other</p>	
<p><b>30. Crops grown in the household (Tick all that apply)</b>  None  Maize  Beans  Rice  Matooke</p>	

Sweet potatoes Cassava Millet Sorghum Groundnuts Other (Specify)	
<b>31. Livestock kept in the household (Tick all that apply)</b> None Pigs Cattle Goats Sheep Rabbits Other (Specify)	
<b>32. Poultry kept in the household (Tick all that apply)</b> None Chicken Turkey Ducks Pigeons Other(Specify)	
<b>33. Duration the household has practiced farming</b> Months _____ (if less than a year) Years _____ ( if more than a year)	
<b>34. Who in the household is primarily responsible for farming activities in the household?</b> Head of household Primary caregiver Child Relative Friend Other (Specify)	
<b>ILLNESS AND MEDICINES USED IN FARMING</b>	
<b>35. Commonly experienced illnesses in livestock farming (Tick all that apply)</b> <ul style="list-style-type: none"> <li>• Nagana</li> <li>• Worms</li> <li>• Foot and mouth disease</li> <li>• Mastitis</li> <li>• Sudden death</li> <li>• Skin disease/wounds</li> <li>• Diarrhoea</li> <li>• Typhoid</li> <li>• External parasites</li> <li>• Cough/Flu</li> </ul>	

<ul style="list-style-type: none"> <li>• Other (Specify)</li> </ul>	
<p><b>36. Commonly experienced illnesses in poultry (Tick all that apply)</b></p> <ul style="list-style-type: none"> <li>• Diarrhoea</li> <li>• Worms</li> <li>• Typhoid</li> <li>• New castle disease</li> <li>• Coccidiosis</li> <li>• Chicken pox</li> <li>• Flu/cough</li> <li>• Sudden death</li> <li>• Skin disease/wounds</li> <li>• General weakness</li> <li>• External parasites</li> <li>• Other (Specify)</li> </ul>	
<p><b>37. Commonly experienced diseases in agriculture (Tick all that apply)</b></p> <ul style="list-style-type: none"> <li>• Maize weevil</li> <li>• Maize worms</li> <li>• Cassava mosaic</li> <li>• Cassava worms</li> <li>• Sweet potato worms</li> <li>• Rice worms</li> <li>• Banana weevil</li> <li>• Other (Specify)</li> </ul>	
<p><b>38. Medicines used to manage the commonly experienced diseases in livestock farming in the household</b></p> <ul style="list-style-type: none"> <li>• Medicines for Nagana</li> <li>• Medicines for Worms</li> <li>• Medicines for Foot and mouth disease</li> <li>• Medicines for Mastitis</li> <li>• Medicines for Sudden death</li> <li>• Medicines for typhoid</li> <li>• Medicines for Skin disease/wounds</li> <li>• Medicines for Diarrhoea/bloody stool</li> <li>• Medicines for External parasites</li> <li>• Medicines for Cough/flu</li> <li>• Other (Specify)</li> </ul>	
<p><b>39. Medicines used to manage the commonly experienced diseases in poultry in the household</b></p> <ul style="list-style-type: none"> <li>• Medicines for Diarrhoea</li> <li>• Medicines for Worms</li> <li>• Medicines for general weakness</li> <li>• Medicines for typhoid</li> </ul>	

<ul style="list-style-type: none"> <li>• Medicines for New castle disease</li> <li>• Medicines for Coccidiosis</li> <li>• Medicines for chicken pox</li> <li>• Medicines for general weakness</li> <li>• Medicines for Flu/cough</li> <li>• Medicines for Sudden death</li> <li>• Medicines for Skin disease/wounds</li> <li>• Medicines for External parasites</li> <li>• Medicines for Other (Specify)</li> </ul>	
<p><b>40. Medicines used to manage the commonly experienced diseases in agriculture in the household</b></p> <ul style="list-style-type: none"> <li>• Medicines for Maize weevil</li> <li>• Medicines for Maize worms</li> <li>• Medicines for Cassava mosaic</li> <li>• Medicines for cassava worms</li> <li>• Medicines for sweet potato worms</li> <li>• Medicines for Rice worms</li> <li>• Medicines for Banana weevil</li> <li>• Medicines for Other (Specify)</li> </ul>	
<p><b>41. Management of diseases in farming (Tick all that apply)</b>  Consulting someone with experience  Consulting a professional (Veterinarian or Agricultural officer)  Visiting the Vet Drug shop vendor/Agro vet shop  Other (specify)</p>	
<p><b>42. Source of medicines used to manage illnesses in farming (Tick all that apply)</b>  Veterinary Drug shop  Veterinary Pharmacy  Agro veterinary Shop  Human medicines Pharmacy  Other farmers  Veterinary officer  Agricultural officer  Imported  Research clinic/NGO  Other (specify)</p>	
<p><b>43. Medicines kept at home for livestock and poultry (Tick all that apply)</b></p> <ul style="list-style-type: none"> <li>• Medicines for Nagana</li> <li>• Medicines for general weakness</li> <li>• Medicines for typhoid</li> <li>• Medicines for Worms</li> <li>• Medicines for Foot and mouth disease</li> <li>• Medicines for Mastitis</li> </ul>	<p><i>(Provision for taking photo)</i></p>

<ul style="list-style-type: none"> <li>• Medicines for Skin disease/wounds</li> <li>• Medicines for Diarrhoea/bloody stool</li> <li>• Medicines for External parasites</li> <li>• Medicines for Cough/flu</li> <li>• Medicines for New castle disease</li> <li>• Medicines for Coccidiosis</li> <li>• Medicines for chicken pox</li> <li>• Medicines for constipation</li> <li>• Medicines for pain</li> <li>• Medicines for fever</li> <li>• Supplements (e.g vitamins)</li> <li>• Vaccines</li> <li>• Other (Specify)</li> </ul>	
<p><b>44. Medicines kept at home for crops (Tick all that apply)</b></p> <ul style="list-style-type: none"> <li>• Medicines for Maize weevil</li> <li>• Medicines for Maize worms</li> <li>• Medicines for Cassava mosaic</li> <li>• Medicines for cassava worms</li> <li>• Medicines for sweet potato worms</li> <li>• Medicines for Rice worms</li> <li>• Medicines for Banana weevil</li> <li>• Medicines for Other (Specify)</li> </ul>	<p><i>(Provision for taking photo)</i></p>
<p><b>45. Recognised antibiotics used in farming in the household (Tick all that apply)</b></p> <p><b>None (Skip to Qn 48)</b></p> <p>Oxytetracycline hydrochloride  Procaine Penicillin + Dihydrostreptomycin Sulphate  Trimethoprim + Sulfadiazine  Sulphadimidine  Neomycin +Sulphaguanidine+Sulphadimidine-+Sulphathiazole  Trimethoprim + Sulfadiazine  Oxytetracycline hydrochloride  Trimethoprim + Sulfadiazine  Tylosin Tartrate  Oxytetracycline + Erythromycin+Colistin  Sulphaquinoxaline  Sulfadimidine Sodium + Diaveridine  Colistin sulphate  Doxycycline +Tylosin  Enrofloxacin 10%  Erythromycin Thiocyanate  Gentamycin Sulphate  Oxytetracycline + Erythromycin+Colistin+ Streptomycin  Neomycin sulphate</p>	



<p>Oxytetracycline+Neomycin sulphate  Trimethoprim + Sulfadiazine  Ampicillin  Trimethoprim + Sulfamethoxazole  Chloramphenicol</p>	
<p><b>46. Antibiotics frequently used in farming for the household (<i>Tick all that apply</i>)</b>  Oxytetracycline hydrochloride  Procaine Penicillin + Dihydrostreptomycin Sulphate  Trimethoprim + Sulfadiazine  Sulphadimidine  Neomycin +Sulphaguanidine+Sulphadimidine-+Sulphathiazole  Trimethoprim + Sulfadiazine  Oxytetracycline hydrochloride  Trimethoprim + Sulfadiazine  Tylosin Tartrate  Oxytetracycline + Erythromycin+Colistin  Sulphaquinoxaline  Sulfadimidine Sodium + Diaveridine  Colistin sulphate  Doxycycline +Tylosin  Enrofloxacin 10%  Erythromycin Thiocyanate  Gentamycin Sulphate  Oxytetracycline + Erythromycin+Colistin+ Streptomycin  Neomycin sulphate  Oxytetracycline+Neomycin sulphate  Trimethoprim + Sulfadiazine  Ampicillin  Trimethoprim + Sulfamethoxazole  Chloramphenicol</p>	
<p><b>47. Condition treated with the frequently used antibiotic in farming in the household (<i>Capture the condition that they treated against the medicine</i>)</b>  Oxytetracycline hydrochloride  Procaine Penicillin + Dihydrostreptomycin Sulphate  Trimethoprim + Sulfadiazine  Sulphadimidine  Neomycin +Sulphaguanidine+Sulphadimidine-+Sulphathiazole  Trimethoprim + Sulfadiazine  Oxytetracycline hydrochloride  Trimethoprim + Sulfadiazine  Tylosin Tartrate  Oxytetracycline + Erythromycin+Colistin  Sulphaquinoxaline  Sulfadimidine Sodium + Diaveridine</p>	<p><b><i>(This should be linked to the above question)</i></b></p>

<p>Colistin sulphate  Doxycycline +Tylosin  Enrofloxacin 10%  Erythromycin Thiocyanate  Gentamycin Sulphate  Oxytetracycline + Erythromycin+Colistin+ Streptomycin  Neomycin sulphate  Oxytetracycline+Neomycin sulphate  Trimethoprim + Sulfadiazine  Ampicillin  Trimethoprim + Sulfamethoxazole  Chloramphenicol</p>	
<p><b>48. How often are the frequently used antibiotics used in farming the household used?</b></p> <p>Every day  Every week  Every two weeks  Every month  1-6 months  6-12 months  Other (Specify)</p>	
<p><b>49. Please tell me about your most recent experience using antibiotics to manage illnesses in farming in your household?</b></p> <ul style="list-style-type: none"> <li>• What happened that led you to use this medicine?</li> <li>• How did you get to know about this medicine?</li> <li>• Where did you get it from?</li> <li>• What is it like to use the medicine in farming?</li> <li>• What did it cost you – in terms of money, time, etc?</li> <li>• What would you do next time?</li> <li>• What would it be like practising farming without antibiotics?</li> </ul>	<p><i>(Provision for recording)</i></p>
<p><b>50. Antibiotics they need but cannot get for farming and agriculture</b></p> <p>Oxytetracycline hydrochloride  Procaine Penicillin + Dihydrostreptomycin Sulphate  Trimethoprim + Sulfadiazine  Sulphadimidine  Neomycin +Sulphaguanidine+Sulphadimidine-+Sulphathiazole  Trimethoprim + Sulfadiazine  Oxytetracycline hydrochloride  Trimethoprim + Sulfadiazine  Tylosin Tartrate  Oxytetracycline + Erythromycin+Colistin  Sulphaquinoxaline</p>	

<p>Sulfadimidine Sodium + Diaveridine  Colistin sulphate  Doxycycline +Tylosin  Enrofloxacin 10%  Erythromycin Thiocyanate  Gentamycin Sulphate  Oxytetracycline + Erythromycin+Colistin+ Streptomycin  Neomycin sulphate  Oxytetracycline+Neomycin sulphate  Trimethoprim + Sulfadiazine  Ampicillin  Trimethoprim + Sulfamethoxazole  Chloramphenicol</p>	
<p><b>51. Reason why they cannot get the antibiotic they need with answer options.</b></p> <ul style="list-style-type: none"> <li>• It is not available in the vet drug shop</li> <li>• It is too expensive</li> <li>• Other (Specify)</li> </ul>	

## Appendix 2. In-depth interview topic guide - HC II A

IDI DATA COLLECTION TOOL HEALTH WORKERS (HC II A)		
<b>Health centre code</b>  [ ] [ ]	<b>Study ID</b>  [ ] [ ]	<b>Date</b>  [ ] [ ] / [ ] [ ] / [ ] [ ]  day month year
<b>Position:</b> 1 = In-charge      5 = Clinical officer      9 = Public health nurse      13 = Health assistant 2 = Senior medical officer      6 = Nursing officer      10 = Nursing aide/assistant      14 = Health educator 3 = Medical officer      7 = Enrolled nurse      11 = Laboratory technician      15 = Volunteer 4 = Senior clinical officer      8 = Midwife      12 = Laboratory assistant      15 = Other _____ <div style="text-align: right;">[ ] [ ]</div>		

DEMOGRAPHIC INFORMATION	
<b>1. Age</b> Years      [ ] [ ]	<b>5. Highest level of education or qualification achieved</b>  1 = Primary (P1 – P7)      4 = Diploma 2 = Secondary (S1 – S6)      5 = Bachelor's degree 3 = Certificate      6 = Master's degree 77 = Other _____      99 = Refused to answer <div style="text-align: right;">[ ] [ ]</div>
<b>2. Gender</b> 1 = Male 2 = Female      [ ]	
<b>3. Originally from this area?</b> 1 = Yes 2 = No      [ ]	
<b>4. Number of years worked in this job</b> [ ] [ ]	
<b>6. Year graduated</b> [ ] [ ] [ ] [ ]	

PART 2: IN-DEPTH INTERVIEW – HEALTH WORKERS (HC II A) (1)	
Domains, topic questions, and probes: Use the table below to help you administer the questions during the interview.	
Domain	Topic and Probes
1. Your role at	a) Can you tell me the story of how you came to work at this health facility? <i>(Probe for when they joined the health facility, where they came from and how long they have</i>

work	<p><i>worked there)</i></p>
	<p>b) What is the most important thing to you personally about doing this job?</p>
	<p>c) What does your usual day consist of at the health centre?</p>
2. Common illnesses presenting at the health facility	<p>a) Drawing from your experience working at this health facility, what are the common illnesses that people present with at your health centre?</p>
	<p>b) Why are these illnesses are common in this area? Have they always been common in this area? (<i>Probe about the drastic drop in malaria cases in the recent past and how this has impacted on his work at the health centre</i>)</p>
3. Experience managing patients for the illnesses they present with at the health centre	<p><i>During the time I spent conducting observations at this health facility, I noticed that patients often presented with multiple conditions some of which they had been grappling with for a long time. You sometimes checked their books and said for instance 'this person reported here with the same problems last month'. Can you tell me more about this? What is going on here?</i></p> <p>a) Can you tell me about your experience managing patients that present at the health centre? (<i>Probe for what works well in their job managing patients that present with different health problems?</i>)</p> <p>b) Tell me about the challenges that you face in managing the patients that present at</p>

	<p>your health centre.</p> <p>c) How do you overcome the challenges you face in managing patients that present at your health centre?</p> <p>d) During my observations, I noticed that some of the patients were known to you and you were able to make connections between the health problems they were reporting with and the problems you had managed in the recent past? How does your relationship with your patients impact on your work managing them at the health facility?</p>
<p>Medicines and supplies at the health centre</p>	<p>a) Can you describe the way that medicines are stocked at this health centre these days? (<i>Probe for what is working well and what the challenges are</i>)</p> <p>b) What happens when you run out of medicines and supplies at the health centre?</p>
<p>Medicine use in the community</p>	<p><i>When I carried out observations at this health facility, you had just received supplies of medicines from NMS. I remember you trying to carefully scrutinise the patients to ensure they were not just coming to collect medicine because they had heard that medicine was available. In some cases you gave them something and told them to return if the condition persisted.</i></p> <p>a) Tell me more about this. What are medicines used for in this community? What medicines do people stock in their homes? Why is there need for people to stock medicines at home?</p> <p>b) Can you tell me about anything that has happened in this area in the past or that is currently happening that you think has affected the way people use medicines in this community?</p> <p>c) Can you tell me about any programmes or initiatives that you have heard about in this community regarding use of medicines and the quality of health care and medicines provided at different sources of health care in this area?</p>

9. Closing	Is there anything else you think is important about managing patients at this health centre or use of medicines at the health facility or in the community that we have not talked about?
<ul style="list-style-type: none"><li>✓ Summarise</li> <li>✓ Thank participant</li></ul>	

### Appendix 3. In-depth interview topic guide - HC II B

IDI DATA COLLECTION TOOL HEALTH WORKERS (HC II B)																						
<b>Health centre code</b>  <div style="border: 1px solid black; width: 40px; height: 20px; margin: 0 auto;"></div>	<b>Study ID</b>  <div style="border: 1px solid black; width: 40px; height: 20px; margin: 0 auto;"></div>	<b>Date</b>  <div style="border: 1px solid black; width: 100%; height: 20px; margin: 0 auto; display: flex; justify-content: space-around;"> <span>[ ] [ ]</span> / <span>[ ] [ ]</span> / <span>[ ] [ ]</span> </div> <div style="display: flex; justify-content: space-around; font-size: small; margin-top: 5px;"> <span>day</span> <span>month</span> <span>year</span> </div>																				
<b>Position:</b> <table style="width: 100%; border: none;"> <tr> <td style="width: 25%;">1 = In-charge</td> <td style="width: 25%;">5 = Clinical officer</td> <td style="width: 25%;">9 = Public health nurse</td> <td style="width: 25%;">13 = Health assistant</td> </tr> <tr> <td></td> <td>6 = Nursing officer</td> <td></td> <td></td> </tr> <tr> <td>2 = Senior medical officer</td> <td>7 = Enrolled nurse</td> <td>10 = Nursing aide/assistant</td> <td>14 = Health educator</td> </tr> <tr> <td>3 = Medical officer</td> <td>8 = Midwife</td> <td>11 = Laboratory technician</td> <td>15 = Volunteer</td> </tr> <tr> <td>4 = Senior clinical officer</td> <td></td> <td>12 = Laboratory assistant</td> <td>15 = Other _____</td> </tr> </table>			1 = In-charge	5 = Clinical officer	9 = Public health nurse	13 = Health assistant		6 = Nursing officer			2 = Senior medical officer	7 = Enrolled nurse	10 = Nursing aide/assistant	14 = Health educator	3 = Medical officer	8 = Midwife	11 = Laboratory technician	15 = Volunteer	4 = Senior clinical officer		12 = Laboratory assistant	15 = Other _____
1 = In-charge	5 = Clinical officer	9 = Public health nurse	13 = Health assistant																			
	6 = Nursing officer																					
2 = Senior medical officer	7 = Enrolled nurse	10 = Nursing aide/assistant	14 = Health educator																			
3 = Medical officer	8 = Midwife	11 = Laboratory technician	15 = Volunteer																			
4 = Senior clinical officer		12 = Laboratory assistant	15 = Other _____																			

DEMOGRAPHIC INFORMATION									
<b>1. Age</b> Years <div style="border: 1px solid black; width: 40px; height: 20px; display: inline-block;"></div>	<b>5. Highest level of education or qualification achieved</b>  <table style="width: 100%; border: none;"> <tr> <td style="width: 50%;">1 = Primary (P1 — P7)</td> <td style="width: 50%;">4 = Diploma</td> </tr> <tr> <td>2 = Secondary (S1 — S6)</td> <td>5 = Bachelor's degree</td> </tr> <tr> <td>3 = Certificate</td> <td>6 = Master's degree</td> </tr> <tr> <td>77 = Other _____</td> <td>99 = Refused to answer</td> </tr> </table>	1 = Primary (P1 — P7)	4 = Diploma	2 = Secondary (S1 — S6)	5 = Bachelor's degree	3 = Certificate	6 = Master's degree	77 = Other _____	99 = Refused to answer
1 = Primary (P1 — P7)	4 = Diploma								
2 = Secondary (S1 — S6)	5 = Bachelor's degree								
3 = Certificate	6 = Master's degree								
77 = Other _____	99 = Refused to answer								
<b>2. Gender</b> 1 = Male 2 = Female <div style="border: 1px solid black; width: 40px; height: 20px; display: inline-block;"></div>	<div style="border: 1px solid black; width: 40px; height: 20px; display: inline-block;"></div>								
<b>3. Originally from this area?</b> 1 = Yes 2 = No <div style="border: 1px solid black; width: 40px; height: 20px; display: inline-block;"></div>	<div style="border: 1px solid black; width: 40px; height: 20px; display: inline-block;"></div>								
<b>4. Number of years worked in this job</b> <div style="border: 1px solid black; width: 40px; height: 20px; display: inline-block;"></div>	<b>6. Year graduated</b> <div style="border: 1px solid black; width: 40px; height: 20px; display: inline-block;"></div>								

PART 2: IN-DEPTH INTERVIEW – HEALTH WORKERS (HC II B) (1)	
Domains, topic questions, and probes: Use the table below to help you administer the questions during the interview.	
<b>Domain</b>	<b>Topic and Probes</b>
1. Your role at work	a) Can you tell me the story of how you came to work at this health facility? <i>(Probe for when they joined the health facility, where they came from and how long they have worked there)</i>



	<p>b) What is the most important thing to you personally about doing this job?</p>
	<p>c) What does your usual day consist of at the health centre?</p>
<p>2. Common illnesses presenting at the health facility</p>	<p>a) Drawing from your experience working at this health facility, what are the common illnesses that people present with at your health centre?</p>
	<p>b) Why are these illnesses common in this area? Have they always been common in this area? (<i>Probe about the drastic drop in malaria cases in the recent past and how this has impacted on his work at the health centre</i>)</p>
<p>3. Experience managing patients for the illnesses they present with at the health centre</p>	<p><i>During the time I spent conducting observations at this health facility, I noticed that patients often presented with multiple conditions some of which they had been grappling with for a long time. You sometimes said for instance 'these people come with cough or diarrhea every month'. Can you tell me more about this? What is going on here?</i></p> <p>a) Can you tell me about your experience managing patients that present at the health centre? (<i>Probe for what works well in their job managing patients that present with different health problems?</i>)</p> <p>b) Tell me about the challenges that you face in managing the patients that present at your health centre.</p> <p>c) How do you overcome the challenges you face in managing patients that present at</p>

	<p>your health centre?</p> <p>d) During my observations, I noticed that most patients were known to you and seemed more comfortable being treated by you? How does your relationship with your patients' impact on your work managing them at the health facility?</p>
<p>Medicines and supplies at the health centre</p>	<p>c) Can you describe the way that medicines are stocked at this health centre these days? <i>(Probe for what is working well and what the challenges are)</i></p> <p>d) What happens when you run out of medicines and supplies at the health centre? <i>(During my observations I noticed that you had a system of preserving some medicines for emergency cases. How did you learn to do that? Probe for any other ways in which they try to be efficient with the medicines and supplies that they receive.)</i></p>
<p>Medicine use in the community</p>	<p><i>During my observations at this health facility, you mentioned that you could not withhold medicine from patients if it was available. It sounded like the patients needed to walk away with something even if it was for 'psychological' treatment. You talked about patients cursing you when you told them there was no medicine. You also talked about patients coming in big numbers when medicines were delivered at the health facility.</i></p> <p>d) Tell me more about this. What are medicines used for in this community? What medicines do people stock in their homes? Why is there need for people to stock medicines at home?</p> <p>e) Can you tell me about anything that has happened in the past or that is currently happening that you think has affected the way people use medicines in this community?</p> <p>f) Can you tell me about any programmes or initiatives that you have heard about in this community addressing use of medicines or the quality of health care provided at different sources of health care in this area?</p>

9. Closing	Is there anything else you think is important about managing patients at this health centre or use of medicines at the health facility or in the community that we have not talked about?
<p>✓ Summarise</p> <p>Thank participant</p>	

## Appendix 4. In-depth interview topic guide - Private Clinic

IDI DATA COLLECTION TOOL HEALTH WORKERS (Clinic/Drug shop)		
<b>Clinic code</b>	<b>Study ID</b>	<b>Date</b>
[ ] [ ]	[ ] [ ]	[ ] [ ] / [ ] [ ] / [ ] [ ]
		day                  month                  year
<b>Qualification:</b>		
1 = Senior medical officer	5 = Nursing officer	9= Nursing aide/assistant      13= Other _____
2 = Medical officer	6= Enrolled nurse	10 = Laboratory technician
3 = Senior clinical officer	7 = Midwife	11 = Laboratory assistant
4= Clinical officer	8= Public health nurse	12=Volunteer

DEMOGRAPHIC INFORMATION	
<b>1. Age</b> Years      [ ] [ ]	<b>5. Highest level of education or qualification achieved</b>
<b>2. Gender</b> 1 = Male 2 = Female      [ ]	1 = Primary (P1 — P7) 2 = Secondary (S1 — S6) 3 = Certificate 77 = Other _____      [ ] [ ]
<b>3. Originally from this area?</b> 1 = Yes 2 = No      [ ]	4 = Diploma 5 = Bachelor's degree 6= Master's degree 99 = Refused to answer
<b>4. Number of years worked in this clinic or drug shop</b> [ ] [ ]	<b>6. Year graduated</b> [ ] [ ] [ ] [ ]

PART 2: IN-DEPTH INTERVIEW – HEALTH WORKERS (Clinic) (1)	
Domains, topic questions, and probes: Use the table below to help you administer the questions during the interview.	
Domain	Topic and Probes
1. Your role at work	a) Can you tell me the story of how you came to work at this clinic? <i>(Probe for how the clinic was started, where they came from and how long they have worked there)</i>

	<p>b) What is the most important thing to you personally about doing this job?</p>
	<p>c) What does your usual day consist of at the clinic?</p>
<p>2. Common illnesses presenting at the health facility</p>	<p>a) Drawing from your experience working at this clinic, what are the common illnesses that people present with here?</p>
	<p>b) Why are these illnesses are common in this area? Have they always been common in this area? <i>(Probe about the drastic drop in malaria cases in the recent past and how this has impacted on her work at the clinic)</i></p>
<p>3. Experience managing patients for the illnesses they present with at the health centre</p>	<p><i>During the time I spent conducting observations at this clinic, I noticed that patients often came with less than 1000 shillings and sometimes needed several medicines. I also noticed that many times children were sent by the people at home to buy medicines. Can you tell me more about this? What is going on here?</i></p> <p>a) Can you tell me about your experience managing patients that present at the clinic? <i>(Probe for what works well in their job managing patients that present with different health problems?)</i></p> <p>b) Tell me about the challenges that you face in managing the patients that present at your clinic.</p> <p>c) How do you overcome the challenges you face in managing patients that present at your clinic?</p>

	<p>d) During my observations, I noticed that many of the people that came to the clinic were known to you. How does your relationship with your patients impact on your work managing them at the clinic?</p>
Medicines and supplies at the clinic	<p>e) Can you describe the process of stocking medicines at the clinic? (<i>Probe for what medicines they usually stock and why, how they make decisions on what medicines to stock at the clinic, how often they buy medicines and where they buy medicines from, what is working well and what the challenges they encounter in keeping the clinic stocked with medicine</i>)</p>
Medicine use in the community	<p>g) During the survey that I conducted in selected households in Nagongera Sub County in November 2018, we learnt that people kept several medicines at home. What are medicines used for in this community? Why is there need for people to stock medicines at home?</p> <p>h) Can you tell me about anything that has happened in this area in the past or that is currently happening that you think has affected the way people use medicines in this community?</p> <p>i) Can you tell me about any programmes or initiatives that you have heard about in this community addressing the use of medicines and the quality of health care and medicines provided at different sources of health care in this area?</p>
9. Closing	<p>Is there anything else you think is important about managing patients at this clinic or use of medicines at the clinic or in the community that we have not talked about?</p>
<p>✓ Summarise</p> <p>✓ Thank participant</p>	

## Appendix 5. In-depth interview topic guide - Animal health workers

<b>IDI DATA COLLECTION TOOL</b> <b>HEALTH WORKERS (Animal health workers)</b>	
<b>Study ID</b>  <div style="border: 1px solid black; width: 80px; height: 20px; margin: 0 auto;"></div>	<b>Date</b>  <div style="border: 1px solid black; width: 150px; height: 20px; margin: 0 auto;"></div> <div style="display: flex; justify-content: space-around; font-size: small; margin-top: 5px;"> <span>day</span> <span>month</span> <span>year</span> </div>
<b>Qualification:</b> 1 = Senior veterinary officer  2 = Veterinary officer  3 = Animal husbandry officer  4 = Animal production officer  5 = Other _____ <div style="border: 1px solid black; width: 40px; height: 15px; display: inline-block;"></div>	

<b>DEMOGRAPHIC INFORMATION</b>	
<b>1. Age</b> Years <div style="border: 1px solid black; width: 40px; height: 15px; display: inline-block;"></div>	<b>5. Highest level of education or qualification achieved</b>
<b>2. Gender</b> 1 = Male 2 = Female <div style="border: 1px solid black; width: 40px; height: 15px; display: inline-block;"></div>	1 = Primary (P1 — P7)                      4 = Diploma 2 = Secondary (S1 — S6)                      5 = Bachelor's degree 3 = Certificate                                      6 = Master's degree 77 = Other _____                      99 = Refused to answer
<b>3. Originally from this area?</b> 1 = Yes 2 = No <div style="border: 1px solid black; width: 40px; height: 15px; display: inline-block;"></div>	<b>6. Year graduated</b> <div style="border: 1px solid black; width: 60px; height: 15px; display: inline-block;"></div>
<b>4. Number of years worked as an animal health worker</b> <div style="border: 1px solid black; width: 40px; height: 15px; display: inline-block;"></div>	

<b>PART 2: IN-DEPTH INTERVIEW – ANIMAL HEALTH WORKERS (1)</b>	
Domains, topic questions, and probes: Use the table below to help you administer the questions during the interview.	
<b>Domain</b>	<b>Topic and Probes</b>
1. Your role at work	a) Can you tell me the story of how you came to work as an animal health worker in this area? ( <i>Probe for where they came from and how long they have worked in this area</i> )

	<p>b) What is the most important thing to you personally about doing this job?</p>
	<p>c) What does your usual day consist of as an animal health worker in this area these days? <i>(Probe for any changes that have taken place in their role as animal health workers over the years that they have worked in this area)</i></p>
<p>2. Common illnesses among livestock &amp; birds in this area</p>	<p>a) Drawing from your experience working in this area, what are the common animal health problems that people in this area seek veterinary services for?</p>
	<p>b) Why are these problems common in this area? Have they always been common in this area? <i>(Probe about the history of trypanosomiasis in this area)</i></p>
<p>3. Experience managing illnesses in livestock &amp; birds in this area</p>	<p><i>During the medicines survey that I conducted in selected households in this area in November 2019 and from spending time in households in the area in 2019, there seemed to be a scarcity of or a lack of access to veterinary services in the area. People were eager to get more information on management of illnesses in livestock and birds. They seemed not to have access to medicines for treating illnesses in their livestock. What are your thoughts about this?</i></p> <p>a) Tell me about the way veterinary services are organized in this community? <i>(Probe for what happens when someone in the community has a sick animal or is in need of veterinary services)</i></p> <p>b) Can you tell me about your experience managing animal health problems in this area? <i>(Probe for what works well in their job managing animal health problems in this area)</i></p>



	<p>area?)</p> <p>c) Tell me about the challenges that you face managing animal health problems in this area.</p> <p>d) How do you overcome the challenges you face in managing animal health problems in this area?</p> <p>e) During my observations, I spent time at the different markets in the area observing what happens with treatment of animals. Can you please tell me more about how you came to start offering veterinary services at the market?</p> <p>f) During my visits to the markets, I noticed that everyone that bought a cow had to get it injected with an antibiotic, an anti tick borne disease injection and a dose of de worming medicine? Can you please tell me more about this approach? How and when did this start? What have been the benefits of this approach? What are the challenges?</p>
Supply of medicines	<p>f) <i>Tell me about the process of stocking the medicines that you use to manage health problems in animals? (Probe for what medicines they usually stock and why, how they make decisions on what medicines to stock, how often they buy medicines and where they buy medicines from, what is working well and what challenges they encounter in ensuring they have medicine)</i></p>
Medicine use in the community	<p>j) During the survey that I conducted in selected households in Nagongera Sub County in November 2018, we learnt that people kept some medicine for animals at home. Why is there need for people to stock medicines for animals at home? What medicines do they usually stock and why?</p>

	<p>k) Can you tell me about anything that has happened in this area in the past or that is currently happening that you think has affected the way people use medicines for livestock and birds in this community?</p> <p>l) Can you tell me about any programmes or initiatives that you have heard about in this community addressing the use of medicines in animals and the quality of animal health care in this area?</p>
--	---

9. Closing	Is there anything else you think is important about managing patients at this clinic or use of medicines at the clinic or in the community that we have not talked about?
<ul style="list-style-type: none"> <li>✓ Summarise</li> <li>✓ Thank participant</li> </ul>	