

LONDON
SCHOOL of
HYGIENE
& TROPICAL
MEDICINE



LSHTM Research Online

Grimes, CE; Quaife, M; Kamara, TB; Lavy, CBD; Leather, AJM; Bolkan, HA; (2018) Macroeconomic costs of the unmet burden of surgical disease in Sierra Leone: a retrospective economic analysis. *BMJ open*, 8 (3). e017824. ISSN 2044-6055 DOI: <https://doi.org/10.1136/bmjopen-2017-017824>

Downloaded from: <http://researchonline.lshtm.ac.uk/4647002/>

DOI: <https://doi.org/10.1136/bmjopen-2017-017824>

Usage Guidelines:

Please refer to usage guidelines at <https://researchonline.lshtm.ac.uk/policies.html> or alternatively contact researchonline@lshtm.ac.uk.

Available under license: Creative Commons Attribution Non-commercial
<http://creativecommons.org/licenses/by-nc/3.0/>

<https://researchonline.lshtm.ac.uk>

BMJ Open Macroeconomic costs of the unmet burden of surgical disease in Sierra Leone: a retrospective economic analysis

Caris E Grimes,^{1,2} Matthew Quaife,³ Thaim B Kamara,^{4,5} Christopher B D Lavy,⁶ Andy J M Leather,¹ Håkon A Bolkan^{7,8,9}

To cite: Grimes CE, Quaife M, Kamara TB, *et al*. Macroeconomic costs of the unmet burden of surgical disease in Sierra Leone: a retrospective economic analysis. *BMJ Open* 2018;**8**:e017824. doi:10.1136/bmjopen-2017-017824

► Prepublication history and additional material for this paper are available online. To view these files, please visit the journal online (<http://dx.doi.org/10.1136/bmjopen-2017-017824>).

Received 23 May 2017

Revised 31 August 2017

Accepted 24 January 2018

ABSTRACT

Objectives The Lancet Commission on Global Surgery estimated that low/middle-income countries will lose an estimated cumulative loss of US\$12.3 trillion from gross domestic product (GDP) due to the unmet burden of surgical disease. However, no country-specific data currently exist. We aimed to estimate the costs to the Sierra Leone economy from death and disability which may have been averted by surgical care.

Design We used estimates of total, met and unmet need from two main sources—a cluster randomised, cross-sectional, countrywide survey and a retrospective, nationwide study on surgery in Sierra Leone. We calculated estimated disability-adjusted life years from morbidity and mortality for the estimated unmet burden and modelled the likely economic impact using three different methods—gross national income per capita, lifetime earnings foregone and value of a statistical life.

Results In 2012, estimated, discounted lifetime losses to the Sierra Leone economy from the unmet burden of surgical disease was between US\$1.1 and US\$3.8 billion, depending on the economic method used. These lifetime losses equate to between 23% and 100% of the annual GDP for Sierra Leone. 80% of economic losses were due to mortality. The incremental losses averted by scale up of surgical provision to the Lancet Commission target of 80% were calculated to be between US\$360 million and US\$2.9 billion.

Conclusion There is a large economic loss from the unmet need for surgical care in Sierra Leone. There is an immediate need for massive investment to counteract ongoing economic losses.

INTRODUCTION

Although once described as the ‘neglected stepchild of global health’,¹ surgery is increasingly being recognised as an indivisible, indispensable part of healthcare.² Currently, surgical disease accounts for an estimated 33% of the global burden of disease,³ with an estimated 5 billion people have no access to safe, affordable surgical care and anaesthesia when needed⁴ and an estimated 143 million additional procedures needed in low/middle-income countries (LMICs) to save lives and to prevent disability.⁵ Surgical access is weakest

Strengths and limitations of this study

- The Lancet Commission on Global Surgery estimated cumulative losses from unmet surgical need of US\$12.3 trillion globally. This is the first country-specific study to estimate macroeconomic losses.
- Estimates of unmet need in this study are based on previous studies. It is not possible to be certain exactly what the unmet surgical need is.
- Likewise, true death and disability averted is impossible to be accurately determined and is based on estimates.
- All modelling strategies have their limitations, especially in resource-poor settings. Therefore, we used three different approaches for comparison.

in low-income countries.⁶ Although traditionally thought of as an expensive intervention, cost-effectiveness analyses have shown that surgeries—both individual procedures and surgical platforms—are cost-effective when compared with other widely implemented health interventions.⁷

A number of studies have shown the profound economic impact on individuals and households resulting from untreated surgical conditions, with resulting death and disability.^{8,9} However, treatment of such conditions can improve the quality of life, household income as well as social status.¹⁰ Reducing deaths and disability from road traffic accidents alone in LMICs to the level of high-income countries would result in a potential economic saving of US\$758–786 billion per year.¹¹ If there is no accelerated urgent scale up of surgical services, LMICs are estimated to lose a cumulative US\$12.3 trillion to their economies over the next 15 years.⁵

To date, there have been no country-specific estimates of the economic costs resulting from loss of productivity due to death and disability from surgically treatable disease. Sierra Leone has been estimated to have a



For numbered affiliations see end of article.

Correspondence to

and Dr Caris E Grimes; carisgrimes@doctors.org.uk

Table 1 Weightings definition

Weighting given	Risk of death or permanent disability	Treatment efficacy
0	Condition fatal or permanently disabling <5% of the time	<5% chance of permanent cure
0.3	Condition fatal or permanently disabling 5%–50% of the time	5%–50% chance of permanent cure
0.7	Condition fatal or permanently disabling 50%–95% of the time	50%–95% chance of permanent cure
1	Condition fatal or permanently disabling >95% of the time	>95% chance of permanent cure

high burden of surgical disease, with a household survey suggesting that 25% of deaths in the previous year may have been averted by timely surgical intervention, and 25% of respondents claiming to have a surgical condition requiring attention.¹² Results from a national survey reported that there were 24152 operations in Sierra Leone in 2012 across all hospitals (government and private) amounting to a national average of 400 operations per 100000. This amounts to approximately 8% of surgical disease treated and 92% untreated. Our aim was to estimate the likely impact on the Sierra Leonean gross domestic product (GDP) resulting from this untreated surgical disease.

This study is carried out in the context of slow improvements in health and economic indicators for Sierra Leone compared with other West African countries. Although life expectancy at birth increased from 41 to 51 years between 2002 and 2014, this remains the lowest life expectancy of any country assessed by WHO.¹³ Malnutrition, communicable diseases and poor maternal and child health services cause substantial mortality and morbidity each year.¹⁴ The country has a growing and youthful population driven by a high total fertility rate of almost five children per woman, yet a small and largely agrarian economy underuses this potential of its workforce with an estimated 60% youth unemployment attributable to poor educational outcomes, a lack of private sector jobs and low pay.¹⁵ Sierra Leone ranks 179 out of 188 countries included in the United Nations Development Programme's Human Development Index, a composite ranking of health, educational and economic outcomes by country.¹⁶

METHODS

Disability-adjusted life year

The disability-adjusted life year (DALY) is a composite measure of health quantity and quality which seeks to capture the negative consequences of premature mortality alongside burden from morbidity for the duration of an illness:

$$\text{DALYs} = \text{YLD} + \text{YLL} \quad (1)$$

$$\text{YLD} = I \times D \times \text{DW} \quad (2)$$

$$\text{YLL} = N \times \text{LD} \quad (3)$$

where YLD is the number of years lost due to disability, I the incidence of a condition, D the duration of illness, DW the disability weight, YLL the years of life lost, N the

number of deaths from a condition and LD the life expectancy at age of death. DALYs are sometimes weighted differently according to the age at which a person dies in theory to reflect societal values around death at younger age. This is a controversial topic in the calculation of DALYs and, as in WHO Global Burden of Disease (GBD) studies since 2001, we do not apply age weighting in this analysis. We used local life expectancies from WHO's Life Table for Sierra Leone in 2012¹³ and disability weights published by the GBD Study.¹⁷

Details of all operations performed in Sierra Leone in 2012 from every surgical provider was obtained from a nationwide, retrospective study.¹⁸ Data were excluded if there was no recorded age for the patient or no recorded operation. The remaining records were then analysed. For each operation, we used a weighting system used by previous authors^{19 20} to determine the likely threat to life without treatment, the likelihood of permanent disability and the likely efficacy of treatment (table 1). Operations were deemed to either avert death or disability as in table 2. Weights for each operation were estimated using a Delphi method of local doctors and experts in each field. Operations were weighted differently depending on whether they were 'emergency' or 'planned' operations. Those where it was unclear whether it was performed as a planned or an emergency operation were weighted as for a 'planned' operation. Assumptions for each operation are shown in table 2. Disability weights for conditions primarily causing disability were obtained from the Global Burden of Disease Study.¹⁷

Methods for calculating economic losses

A number of methods are available to calculate economic losses due to preventable health conditions, and we opt to take three approaches which are simple and transparent in nature.

Acknowledging the breadth of literature in this area, we use three different approaches to estimate productivity losses from unmet surgery need: two applying the human capital approach (HCA), first using inputs of GDP/capita and second lifetime earnings forgone, alongside a method incorporating the value of a statistical life.

Both HCA approaches use national accounts or workforce participation and earnings data and do not require extensive assumptions around the structure of the Sierra Leonean economy. These methods may therefore underestimate economic losses because they do not capture dynamic effects of reductions in morbidity or mortality,

**Table 2** Delphi weights for primarily death-averting and primarily disability-averting operations with assumptions on earnings

	Threat to life	Treatment efficacy	Risk of permanent disability	Assumption on earnings
Primarily death averting				
Appendectomy	0.7	1.0		
Caesarian section	0.3	0.7		
Cervical or vaginal laceration	0.1	1.0		
Chest tube	1.0	1.0		
Dilatation and curettage	0.3	0.7		
Hernia repair (emergency)	0.7	1.0		
Hysterectomy	0.3	0.7		
Laparotomy—emergency	1.0	0.7		
Laparotomy—elective	0.3	0.3		
Malignancy	1.0	0.3		
Manual placenta removal	0.3	0.7		
Neonatal surgery (emergency)	1.0	0.7		
Repair of ruptured uterus	1.0	1.0		
Ectopic pregnancy	0.7	1.0		
Tracheostomy	1.0	0.7		
Amputation of limb	1.0	0.7		
Primarily disability averting				
Cataract surgery		0.7	0.7	60% lifetime earnings lost
Cleft lip repair		0.7	1.0	No impact (no literature found)
Cystostomy		1.0	0.7	No impact (no literature found)
Fracture		0.7	0.7	88% of earnings lost for 1 year
Hernia repair (planned/unknown)		0.3	1.0	18% (16%–20%) lifetime earnings lost
Neonatal surgery (planned/unknown)		0.7	0.7	No impact (no literature found)
Obstetric fistula repair		0.7	1.0	97% lifetime earnings lost
Urethral stricture dilation		0.3	1.0	No impact

for example, the economic productivity from additional children of persons whose death is delayed by surgery. The methods are consistent with the growing consensus in health economic evaluation that the societal perspective should be considered where possible to give a more accurate reflection of true economic losses to society, outside of direct health expenditure.²¹

The value of a statistical life (VSL) is the amount of money a person or society is willing to spend to save one life and is commonly used by public bodies to value lives saved in cost–benefit analyses of health, transport or environmental projects.²² Data often come from the labour market, where individuals sometimes make decisions that involve a trade-off between financial rewards and an increased risk of premature mortality. Economists use this revealed preference for risk to calculate their VSL, reflecting the amount individuals are willing to pay to avert the risk of dying. For example, if a welder on an oil rig was willing to accept a pay cut of £1000 to work on land where the risk of death was 0.001 lower, their VSL would

be £1 million (£1000/0.001). VSL estimates are often larger than production-based measures of welfare losses (including the HCA) but fit better into welfare economic frameworks because they allow the worth of individuals to be greater than their wage rate.

We present economic losses both as an absolute number for income loss discounted to 2014 US\$ and as a percentage of GDP; however, we note caution in interpreting the latter. Household earnings (and subsequent consumption) are elements of GDP calculations, alongside aggregate government expenditure and business investment, among others. As elsewhere in the literature,²³ we use the comparison between projected losses and actual GDP as a useful relative frame to understand the large numbers produced by this model. However, we emphasise that these are not directly causal and, in fact, may understate the direct effect of unmet surgery need on GDP. Finally, we compare figures to the 2014 GDP of Sierra Leone due to the anticipated negative impact of Ebola virus disease on the Sierra Leonean economy.²⁴

Table 3 Total number of disability-adjusted life years averted by operation

	No of operations in 2012
Primarily death averting	
Amputation	234
Appendectomy	1114
Caesarian section	2646
Cervical or vaginal laceration	24
Chest tube	35
Dilatation and curettage	508
Hernia repair (emergency)	166
Hysterectomy (all)	218
Laparotomy (all)	815
Malignancy	173
Manual placenta removal	65
Necrosectomy	1
Neonatal surgery (emergency)	13
Manual placenta removal	8
Salpingectomy for ectopic pregnancy	10
Ectopic pregnancy	103
Tracheostomy	8
Primarily disability averting	
Cataract surgery	2242
Cleft lip repair	2
Cystectomy	16
Fracture	964
Hernia repair (planned/unknown)	3435
Neonatal surgery (planned/unknown)	5
Obstetric fistula repair	201
Urethral stricture dilation	59
Total	13065

Modelling approach

The need for surgery in Sierra Leone was calculated from two cluster randomised, cross-sectional, countrywide surveys.^{12 25} First, we generate a counterfactual scenario where all annual mortality and disability is avoided by assuming current met need is 8%, as estimated by Bolkan *et al*,¹⁸ although this is likely to be a conservative estimate. Then, we present different scenarios of met need according to published studies and benchmarks, aggregating reductions in mortality and morbidity separately.

The literature has not reached consensus on how to estimate productivity losses due to morbidity.²² We take a pragmatic approach and obtain condition-specific data from the literature to estimate the proportion of persons with surgically treatable conditions who were unable to work following the development of a condition (table 2). Where no evidence of productivity effects are noted, we take a conservative approach and assume that untreated

persons do not suffer productivity losses. Further information is provided in online supplementary file 1.

ESTIMATION OF ECONOMIC LOSSES

We use three methods to estimate economic losses:

Gross national income per capita

A common application of the HCA, recommended by the WHO Commission on Macroeconomics and Health, is to use gross national income (GNI) per capita to estimate the potential economic gains from gaining an additional year of life.²⁶ This approach has been applied elsewhere to estimate economic gains and losses of health interventions. Although the GNI/capita approach may undervalue benefits from averting a DALY as it does not account for externalities on the wider labour market or care required from family members, the method is transparent and broadly accepted in the literature.²² Thus, GNI/capita approximates the economic value that the average individual adds to a society per year, and we simply multiply GNI/capita by the number of DALYs averted in each scenario of met surgical need.

Lifetime earnings forgone

The GNI/capita approach does not necessarily equate to the majority of individuals' economic productivity, particularly in unequal economies such as Sierra Leone, where few very productive individuals may bias mean earning estimates. Therefore, we calculate the present value of lifetime earnings (PVLE) forgone for each age category, slightly adapting the model presented in Menzin *et al*.²⁷

$$PVLE_{\text{paid}}(i, j, k) = \sum_{t=s_j}^{n_j} \frac{(l_{i,j,k} * w_{i,j,k})}{(1+r)^{t-s_j}} \quad (4)$$

where the estimated losses for a cohort of persons with age i , gender j , working in employment sector k and with life expectancy s_j are a weighted average of their economic activity, l , and wage rate w . We split each gender into five age groups, driven by the availability of data on avertable mortality and morbidity and use the midpoint of each strata to estimate years of productive life remaining.

We use data from the nationally representative 2011 Sierra Leone Integrated Household Survey (SLIHS)²⁸ to obtain estimates of labour force participation by gender. We estimate the proportion of the population not in the labour force, the proportion employed in agriculture and the proportion in other waged industry. For both employed groups, we use SLIHS data to calculate the number of hours worked per year and apply earnings and salary data to estimate total annual earnings.

Value of a statistical life

A number of methods exist to calculate the VSL in Sierra Leone, which are briefly summarised in online supplementary table 1. For our main analysis, we use \$90 700 as calculated for sub-Saharan Africa by Robinson and Hammit.²⁹ We follow Alkire *et al*.³⁰ and convert this VSL

**Table 4** Summary of met surgical need in 2012

Age (years)	Deaths averted in 2012	Mortality DALYs averted due to surgery in 2012 (YLL)	Morbidity DALYs averted due to surgery in 2012 (YLD)
1–4	58	1073	293
5–15	214	3877	741
16–19	278	4936	566
20–33	778	13 086	2225
34+	332	5173	3626

DALYs, disability-adjusted life years; YLD, years lost due to disability; YLL, years of life lost.

into its annualised equivalent, the value of a statistical life year, for use with DALYs. Here, we assume that the VSL is analogous to an annuity, giving a constant stream of income of \$31 415 per year (5% discount rate). Consistent with DALY calculations, we do not apply age weighting to this value so assume it remains constant throughout a lifetime. The use of Sierra Leonean data negates the rescaling of VSL from the USA, as elsewhere.^{29 31}

Discount rate

The choice of discount rate can have a large impact on the results of an economic analysis, particularly when benefits or costs occur a long time after initial expenditure.³² We use a discount rate of 5% on costs and benefits. We explore the effect of higher discount rates in a sensitivity analysis.

Uncertainty and sensitivity analyses

We use a deterministic sensitivity analysis to explore methodological uncertainty stemming from the choice of discount rate, exploring a zero discount rate, 3% as per guidelines and 8.7% to mirror the local inflation rate. We carry out a multivariate probabilistic sensitivity analysis with 1000 Monte Carlo simulations of a number of variables simultaneously to assess the impact of parameter uncertainty on model predictions and present included parameters and distributional assumptions in online supplementary table 2.

RESULTS

Met need in 2012

Out of the 24 152 operations recorded as being performed in Sierra Leone in 2012, 46% were excluded—5672 because of a lack of detail about the operation and 5415 because there was no age recorded. We assumed that the 54% analysed were representative of the unmet need. Of the remaining operations, 6141 were death averting and 6924 were disability averting (table 3). Accounting for the probability of success in death-averting operations, 2219 deaths were averted through surgical intervention in 2012 (table 4).

Health losses due to unmet need

Assuming that the 24 152 operations recorded in 2012 represent 7.9% of met surgical need in Sierra Leone,¹⁸ we estimate that unmet surgical need in 2012 resulted in 766 606 DALYs forgone: 606 981 DALYs lost due to mortality and 159 625 due to morbidity. If surgical provision could be increased to 80% in line with the recommendations of the Lancet Commission on Global Surgery, an additional 599 953 DALYs would be averted compared with 2012 provision. Reaching the goal of 50% provision would avert an additional 349 972 DALYs, while the pragmatic target of 20% provision would result in 99 992 additional DALYs averted.

Economic losses

Figure 1 presents estimated discounted economic losses from unmet surgery need. As anticipated, using different approaches to estimate losses, resulted in vastly different figures. The value of a statistical life approach gave the highest figure: current economic losses due to unmet surgery need were estimated to be \$3.8 billion (all monetary figures presented as 2012 US\$), equivalent to 107% of Sierra Leone's GDP in 2012. The GNI/capita approach put forward by the WHO Macroeconomic Commission gave the next highest figure of \$1.4 billion (42% of 2012 GDP), while the lifetime earnings forgone method gave an estimate of \$1.1 billion (31% of 2012 GDP). Economic losses due to mortality contributed to around 80% of total economic loss from unmet need across all measures. Finally, table 5 presents the incremental losses that would be averted if surgical provision were to be scaled up to each of the three target scenarios.

Sensitivity analyses

Figure 2 displays results from a one-way sensitivity analysis, analysing the change in estimates of unmet need as model parameters are varied in isolation. Estimates are particularly sensitive to assumptions of current unmet need and whether the productivity estimates consider morbidity in addition to mortality. Assumptions of earnings do not make a substantive difference to estimates using the lifetime earnings forgone method.

Figure 3 displays the results of a probabilistic sensitivity analysis alongside base case estimates, while error bars illustrate the 25th and 75th quartiles of Monte Carlo model runs. When accounting for parameter uncertainty in the Probabilistic Sensitivity Analysis (PSA), the model still predicts substantial economic losses due to unmet surgical need. Of all probabilistic simulations, 38% of estimates were greater than the deterministic estimate. The variability of VSL simulation estimates is between 61% and 73% greater than that of human capital approaches.

DISCUSSION

In 2013, the Lancet Commission on Investing in Health argued that investing in healthcare in LMICs produced profound returns on investment of between

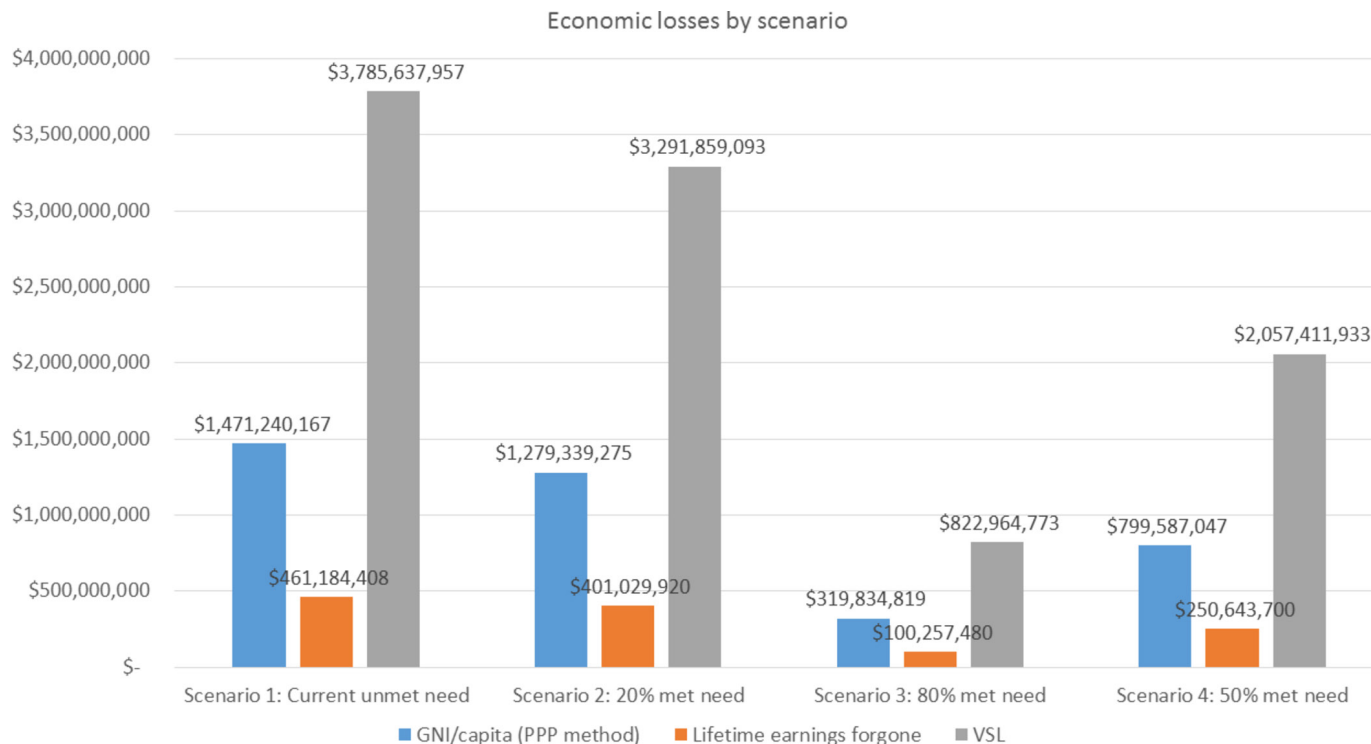


Figure 1 Estimated discounted lifetime economic losses due to unmet surgery need by scenario. GNI, gross national income; ppp, purchasing power parity; VSL, value of a statistical life.

US\$9 and US\$20 for every dollar invested.³³ The question thus arose as to whether investment in the provision of surgical services to avert death and disability would give a similar financial return on investment. This question was addressed by the Lancet Commission on Global Surgery which presented data on both the economic impact of untreated disease and the financial commitment required to scale up surgical services. Alkire *et al* calculated projected economic losses in LMICs from a variety of surgical conditions using the value of lost output approach of up to 2.5% of annual GDP and 17% of 2010 GDP if a value of lost welfare approach was used.³⁴ Verguet *et al*³⁵ modelled the possible scale up of surgical services in LMICs for the Lancet Commission on Global Surgery target of 5000 operations per 100 000 population per year and calculated that costs of US\$300–420 billion would need to be met to achieve scale up over the years 2012–2030, representing 4%–8% of total annual health expenditure. This large investment in scaling up surgical services across 88 LMICs was positive when compared with the \$12.3 trillion loss to economic growth

in these countries if surgical service development was neglected. The Lancet Commission on Global Surgery data presented a similar picture presented to the Lancet Commission on Investing in Health—investing in surgical care was beneficial and produced significant economic returns on investment.

The few studies that have been published on the macro-economic impact of surgical disease in LMICs all show significant costs to national economies.^{11 34} This study demonstrates significant estimated costs to the economy of Sierra Leone from untreated surgical disease. It is the first single-country study and also represents a move away from modelled data to the use of primary surgical data for an estimation of the economic impact of untreated disease. The economic impact of untreated surgical disease in Sierra Leone is significant. In 2012, the estimated cumulative loss to the Sierra Leone economy from the unmet burden of surgical disease was between US\$1.1 and US\$3.8 billion, depending on the economic method used. This equates to between 23% and 100% of the 2012 GDP for Sierra Leone. Eighty per cent of

Table 5 Incremental losses averted by scale up of surgical provision compared with current met need

Incremental economic losses averted	Scenario 2: 20% met need	Scenario 3: 80% met need	Scenario 4: 50% met need
GNI/capita (ppp)	\$191 900 891	\$1 151 405 348	\$671 653 120
Earnings forgone (LYL only)	\$60 154 488	\$360 926 928	\$210 540 708
Value of a statistical life approach	\$493 778 864	\$2 962 673 184	\$1 728 226 024

GNI, gross national income; LYL, life years lost; PPP, purchasing power parity.



One-way sensitivity analysis: Change in estimate of total economic losses at current met need

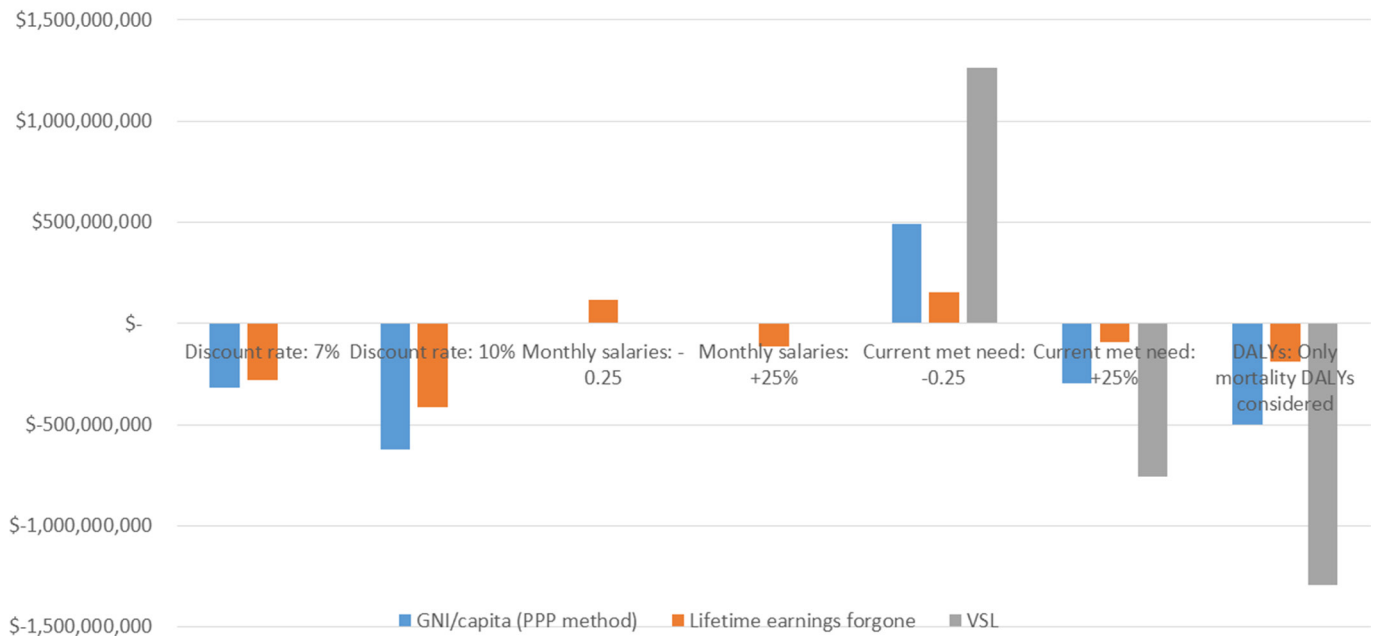


Figure 2 One-way sensitivity analysis. DALYs, disability adjusted life years; GNI, gross national income; ppp, purchasing power parity; VSL, value of a statistical life.

economic losses were due to mortality. The incremental losses averted by scale up of surgical provision to the Lancet Commission target of 80% were calculated to be between US\$360million and US\$2.9billion, accepting

that the Lancet Commission target was for 80% access to the Bellwether procedures, not for all surgery.

There are a number of limitations to this study. First, we had to discard 46% of the surgical data because they

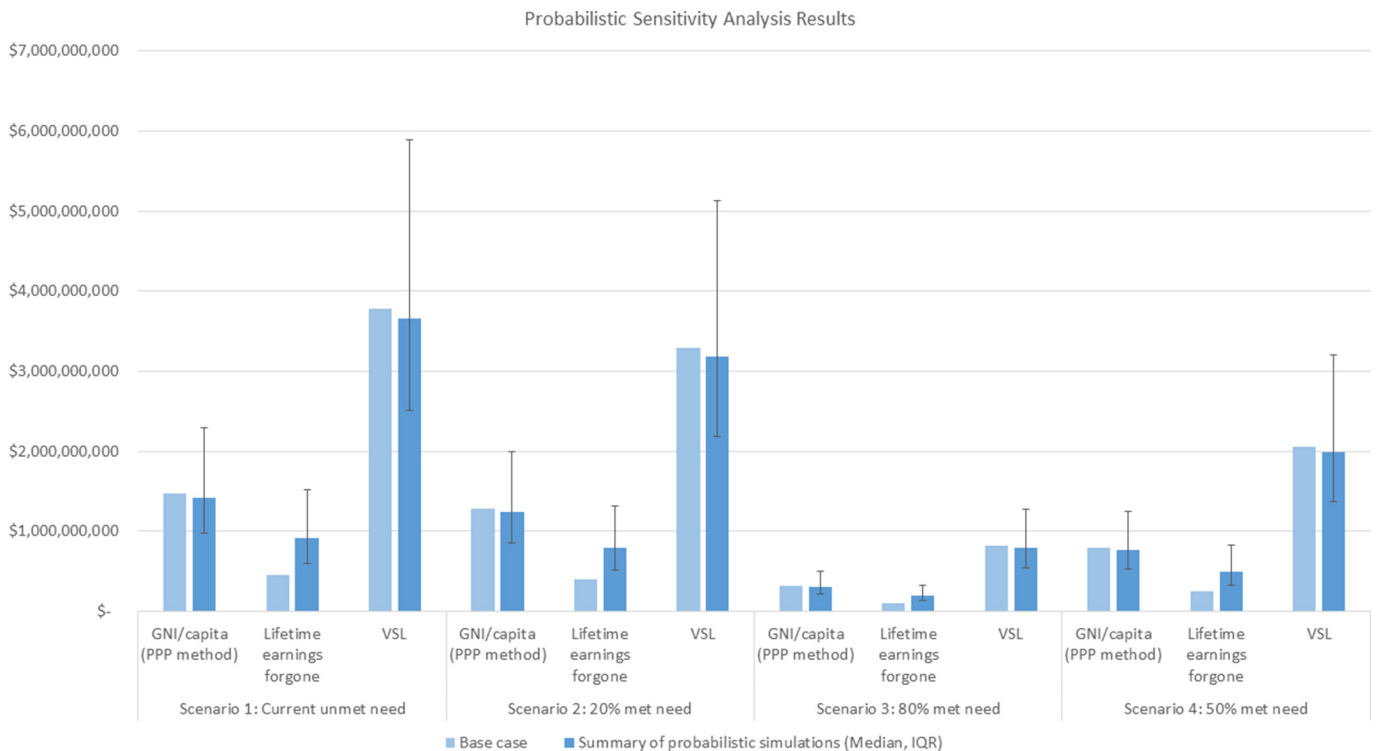


Figure 3 Probabilistic sensitivity analysis. GNI, gross national income; ppp, purchasing power parity; VSL, value of a statistical life.



were incomplete. As a result, we worked with only 54% of the surgical data, which may not have been fully representative and may have skewed the results. We assumed that the 54% accounted for the 7.9% of met need and calculated unmet need based on this, although of course, if we had a full complement of data, the met need and hence the unmet need would have been significantly greater.

Where data were absent, for example when the age of patients was recorded but not their gender, we used complete data observations to weight how these were distributed across groups at the lowest level of aggregation available, for example, by age group. If observations were missing not at random (type 2 error), this could introduce bias into our estimates. We assumed operations not listed as either 'emergency' or 'planned' were planned, so as to create a conservative estimate of the overall economic impact. In practice, many of these may have been emergencies and would have made the resulting economic losses even greater. We assumed that the same proportion of met and unmet need was uniform across all operations. However, it may be that the proportion of met: unmet need may be higher for certain operations because of the nature of the pathology and the urgency for example, free healthcare for pregnant women might mean that the ratio of met: unmet need is higher for caesarean sections than it is for emergency laparotomy. We also assumed that treating a treatable condition would return the patient back to full economic productivity, although this may not be the case.

There is substantial variation between estimates of economic losses depending on the methodology used, despite all methods using an equivalent estimate of DALYs attributable to unmet need. The VSL method places the greatest value on each DALY incurred and by definition leads to the largest estimate of economic loss. The human capital approaches, using estimates of GNI/capita and lifetime earnings foregone, place a small cost on the loss of each DALY and produce smaller estimates. In addition, economic losses estimated here do not consider the value of unpaid or domestic work because of uncertainty in assumptions required and because these do not form part of many estimates of GDP. In addition, our use of financial measurements of economic productivity is a limitation in the largely agrarian economy of Sierra Leone. Other metrics, which cannot be easily valued in financial terms such as food insecurity or the distribution of labour within the household, may capture potentially important aspects of economic productivity. Omitting these factors makes our model more conservative and we are likely to underestimate total economic losses, with a greater underestimation occurring in female groups.

Averages (mean values) are used to parameterise the model, and we therefore do not account for heterogeneity in estimates except for between genders and the age at which surgery was required. Other literature has shown a notable correlation between propensity for ill health and income, particularly in low/middle-income contexts such as this study, and this model does not

account for this. The lifetime earnings estimates in the human capital approach may overstate losses and therefore assume that premature mortality or morbidity causes a lifetime's impact to the economy. With more data, we could have used a friction cost method to be more conservative; however, the lost earnings estimates are the lowest produced in this study.

Despite these limitations which are prevalent in much of the global surgical literature, we have provided the first national study of economic losses based on as much data as is currently available for Sierra Leone. This suggests massive economic losses, much of which may be avertable by the provision of timely, surgical care. What is now required is the development of a costed national surgical plan as recently undertaken in Zambia. In the case of Sierra Leone, the necessary investment might be more than the Lancet Commission on Global Surgery figure of 4%–8% of total annual health expenditure as there is likely to be a large initial capital outlay as well as a very significant necessary investment in the surgical workforce. Only then will we be able to compare this required investment with our economic loss figures to quantify the return on surgical system investment in terms of lives saved and disability averted.

Author affiliations

¹King's Centre for Global Health and Health Partnerships, King's College London and King's Health Partners, Weston Education Centre, London, UK

²Colorectal Surgery, Medway NHS Foundation Trust, Gillingham, United Kingdom

³Department of Global Health and Development, London School of Hygiene and Tropical Medicine, London, UK

⁴Department of Surgery, College of Medicine and Allied Health Sciences, Freetown, Sierra Leone

⁵Department of Surgery, Connaught Hospital, Freetown, Sierra Leone

⁶Department of Orthopaedics and Tropical Surgery, Oxford University, Oxford, UK

⁷Department of Cancer Research and Molecular Medicine, Norwegian University of Science and Technology (NTNU), Trondheim, Norway

⁸Department of Surgery, St Olav's Hospital, Trondheim, Norway

⁹CapaCare, Trondheim, Norway

Contributors CEG, AJML, CBDL and MQ contributed to the conception and design of the work. HAB and TBK contributed to the acquisition of the data. MQ and CEG analysed the data and wrote the initial draft of the manuscript. This was critically revised by AJML, CBDL, TBK and HAB. All have approved the final draft.

Funding CEG received a scholarship from the Sir Ratanji Dalal fund at the Royal College of Surgeons of England.

Competing interests None declared.

Patient consent Not required.

Provenance and peer review Not commissioned; externally peer reviewed.

Data sharing statement There is no available unpublished data from this particular study.

Open Access This is an Open Access article distributed in accordance with the Creative Commons Attribution Non Commercial (CC BY-NC 4.0) license, which permits others to distribute, remix, adapt, build upon this work non-commercially, and license their derivative works on different terms, provided the original work is properly cited and the use is non-commercial. See: <http://creativecommons.org/licenses/by-nc/4.0/>

© Article author(s) (or their employer(s) unless otherwise stated in the text of the article) 2018. All rights reserved. No commercial use is permitted unless otherwise expressly granted.



REFERENCES

- Farmer PE, Kim JY. Surgery and global health: a view from beyond the OR. *World J Surg* 2008;32:533–6.
- Kim JY. *Opening address to the inaugural "The Lancet Commission on Global Surgery" meeting*: The World Bank, 2014. <http://www.globalsurgery.info/wp-content/uploads/2014/01/Jim-Kim-Global-Surgery-Transcribed.pdf> (accessed 28 Jan 2016).
- Shrime MG, Bickler SW, Alkire BC, *et al*. Global burden of surgical disease: an estimation from the provider perspective. *Lancet Glob Health* 2015;3(Suppl 2):S8–9.
- Alkire BC, Raykar NP, Shrime MG, *et al*. Global access to surgical care: a modelling study. *Lancet Glob Health* 2015;3:e316–e323.
- Meara JG, Leather AJ, Hagander L, *et al*. Global Surgery 2030: evidence and solutions for achieving health, welfare, and economic development. *Lancet* 2015;386:569–624.
- Weiser TG, Regenbogen SE, Thompson KD, *et al*. An estimation of the global volume of surgery: a modelling strategy based on available data. *Lancet* 2008;372:139–44.
- Chao TE, Sharma K, Mandigo M, *et al*. Cost-effectiveness of surgery and its policy implications for global health: a systematic review and analysis. *Lancet Glob Health* 2014;2:e334–45.
- El Tayeb S, Abdalla S, Heuch I, *et al*. Socioeconomic and disability consequences of injuries in the Sudan: a community-based survey in Khartoum State. *Inj Prev* 2015;21(e1):e56–62.
- Dalal K, Lin Z, Gifford M, *et al*. Economics of global burden of road traffic injuries and their relationship with health system variables. *Int J Prev Med* 2013;4:1442–50.
- Finger RP, Kupitz DG, Fenwick E, *et al*. The impact of successful cataract surgery on quality of life, household income and social status in South India. *PLoS One* 2012;7:e44268.
- Kotagal M, Agarwal-Harding KJ, Mock C, *et al*. Health and economic benefits of improved injury prevention and trauma care worldwide. *PLoS One* 2014;9:e91862.
- Groen RS, Samai M, Stewart KA, *et al*. Untreated surgical conditions in Sierra Leone: a cluster randomised, cross-sectional, countrywide survey. *Lancet* 2012;380:1082–7.
- WHO. Life Tables by Country. <http://apps.who.int/gho/data/view.main.61480?lang=en> (accessed 15 Jan 2016).
- Institute for Health Metrics and Evaluation. Sierra Leone Country Metrics. 2017 <http://www.healthdata.org/sierra-leone> (accessed 15 Aug 2017).
- United States Central Intelligence Agency. *CIA World Factbook*. Washington DC: United States Central Intelligence Agency, 2017. <https://www.cia.gov/library/publications/download/index.html>
- United Nations Development Programme. *Human Development Index and its components*: United Nations Development Programme, 2016. <http://hdr.undp.org/en/composite/HDI>
- Salomon JA, Vos T, Hogan DR, *et al*. Common values in assessing health outcomes from disease and injury: disability weights measurement study for the Global Burden of Disease Study 2010. *Lancet* 2012;380:2129–43.
- Bolkan HA, Von Schreeb J, Samai MM, *et al*. Met and unmet needs for surgery in Sierra Leone: a comprehensive, retrospective, countrywide survey from all health care facilities performing operations in 2012. *Surgery* 2015;157:992–1001.
- Gosselin RA, Heitto M. Cost-effectiveness of a district trauma hospital in Battambang, Cambodia. *World J Surg* 2008;32:2450–3.
- Poenuar D, Pemberton J, Frankfurter C, *et al*. Quantifying the disability from congenital anomalies averted through pediatric surgery: a cross-sectional comparison of a pediatric surgical unit in Kenya and Canada. *World J Surg* 2015;39:2198–206.
- Bill and Melinda Gates Foundation. *Gates Reference Case*, 2014.
- The Office of the Australian Safety and Compensation Council. *The Health of Nations: The Value of a Statistical Life*, 2008.
- Ortega-Ortega M, Oliva-Moreno J, Jiménez-Aguilera JD, *et al*. Productivity loss due to premature mortality caused by blood cancer: a study based on patients undergoing stem cell transplantation. *Gac Sanit* 2015;29:178–83.
- Thomas MR, Smith G, Ferreira FH, *et al*; *The economic impact of ebola on sub-Saharan Africa: updated estimates for 2015*, 2015.
- Petroze RT, Groen RS, Niyonkuru F, *et al*. Estimating operative disease prevalence in a low-income country: results of a nationwide population survey in Rwanda. *Surgery* 2013;153:457–64.
- World Health Organisation. *Report of the Commission on Macroeconomics and Health: Investing in health for economic development*. Geneva: World Health Organization, 2001.
- Menzin J, Marton JP, Menzin JA, *et al*. Lost productivity due to premature mortality in developed and emerging countries: an application to smoking cessation. *BMC Med Res Methodol* 2012;12:1.
- Statistics Sierra Leone (SSL). *Sierra Leone—Integrated Household Survey 2011*, 2011.
- Robinson LA, Hammitt JK. The value of reducing air pollution risks in sub-Saharan Africa. *Lisa A Robinson* 2009;5.
- Alkire B, Hughes CD, Nash K, *et al*. Potential economic benefit of cleft lip and palate repair in sub-Saharan Africa. *World J Surg* 2011;35:1194–201.
- Viscusi WK, Aldy JE. The value of a statistical life: a critical review of market estimates throughout the world. *J Risk Uncertain* 2003;27:5–76.
- Jit M, Mibe W. Discounting in the evaluation of the cost-effectiveness of a vaccination programme: a critical review. *Vaccine* 2015;33:3788–94.
- Jamison DT, Summers LH, Alleyne G, *et al*. Global health 2035: a world converging within a generation. *Lancet* 2013;382:1898–955.
- Alkire BC, Shrime MG, Dare AJ, *et al*. Global economic consequences of selected surgical diseases: a modelling study. *Lancet Glob Health* 2015;3(Suppl 2):S21–7.
- Verguet S, Alkire BC, Bickler SW, *et al*. Timing and cost of scaling up surgical services in low-income and middle-income countries from 2012 to 2030: a modelling study. *Lancet Glob Health* 2015;3(Suppl 2):S28–37.

BMJ Open

Macroeconomic costs of the unmet burden of surgical disease in Sierra Leone: a retrospective economic analysis

Caris E Grimes, Matthew Quaife, Thaim B Kamara, Christopher B D Lavy, Andy J M Leather and Håkon A Bolkan

BMJ Open 2018 8:

doi: [10.1136/bmjopen-2017-017824](https://doi.org/10.1136/bmjopen-2017-017824)

Updated information and services can be found at:
<http://bmjopen.bmj.com/content/8/3/e017824>

These include:

References

This article cites 24 articles, 1 of which you can access for free at:
<http://bmjopen.bmj.com/content/8/3/e017824#ref-list-1>

Open Access

This is an Open Access article distributed in accordance with the Creative Commons Attribution Non Commercial (CC BY-NC 4.0) license, which permits others to distribute, remix, adapt, build upon this work non-commercially, and license their derivative works on different terms, provided the original work is properly cited and the use is non-commercial. See: <http://creativecommons.org/licenses/by-nc/4.0/>

Email alerting service

Receive free email alerts when new articles cite this article. Sign up in the box at the top right corner of the online article.

Topic Collections

Articles on similar topics can be found in the following collections
[Global health](#) (496)

Notes

To request permissions go to:
<http://group.bmj.com/group/rights-licensing/permissions>

To order reprints go to:
<http://journals.bmj.com/cgi/reprintform>

To subscribe to BMJ go to:
<http://group.bmj.com/subscribe/>