

# Schistosomiasis and neglected tropical diseases: towards integrated and sustainable control and a word of caution

J. UTZINGER<sup>1\*</sup>, G. RASO<sup>2,3,4</sup>, S. BROOKER<sup>5,6</sup>, D. DE SAVIGNY<sup>1</sup>, M. TANNER<sup>1</sup>,  
N. ØRNBJERG<sup>7</sup>, B. H. SINGER<sup>8</sup> and E. K. N'GORAN<sup>4,9</sup>

<sup>1</sup> Department of Public Health and Epidemiology, Swiss Tropical Institute, P.O. Box, CH-4002 Basel, Switzerland

<sup>2</sup> Division of Epidemiology and Social Medicine, School of Population Health, The University of Queensland, Public Health Building, Herston Road, Brisbane, Queensland 4006, Australia

<sup>3</sup> Molecular Parasitology Laboratory, Queensland Institute of Medical Research, 300 Herston Road, Brisbane, Queensland 4006, Australia

<sup>4</sup> Centre Suisse de Recherches Scientifiques, 01 BP 1303, Abidjan 01, Côte d'Ivoire

<sup>5</sup> Department of Infectious and Tropical Diseases, London School of Hygiene and Tropical Medicine, London WC1E 7HT, United Kingdom

<sup>6</sup> Malaria Public Health and Epidemiology Group, KEMRI/Wellcome Trust Research Programme, P.O. Box 43640-00100, Nairobi, Kenya

<sup>7</sup> DBL – Centre for Health Research and Development, Faculty of Life Sciences, University of Copenhagen, Thorvaldsensvej 57, DK-1871 Frederiksberg C, Denmark

<sup>8</sup> Office of Population Research, Princeton University, Princeton, NJ 08544, USA

<sup>9</sup> UFR Biosciences, Université d'Abidjan-Cocody, 22 BP 582, Abidjan 22, Côte d'Ivoire

(Received 22 August 2009; revised 10 October 2009; accepted 10 October 2009)

## SUMMARY

In May 2001, the World Health Assembly (WHA) passed a resolution which urged member states to attain, by 2010, a minimum target of regularly administering anthelmintic drugs to at least 75% and up to 100% of all school-aged children at risk of morbidity. The refined global strategy for the prevention and control of schistosomiasis and soil-transmitted helminthiasis was issued in the following year and large-scale administration of anthelmintic drugs endorsed as the central feature. This strategy has subsequently been termed 'preventive chemotherapy'. Clearly, the 2001 WHA resolution led the way for concurrently controlling multiple neglected tropical diseases. In this paper, we recall the schistosomiasis situation in Africa in mid-2003. Adhering to strategic guidelines issued by the World Health Organization, we estimate the projected annual treatment needs with praziquantel among the school-aged population and critically discuss these estimates. The important role of geospatial tools for disease risk mapping, surveillance and predictions for resource allocation is emphasised. We clarify that schistosomiasis is only one of many neglected tropical diseases and that considerable uncertainties remain regarding global burden estimates. We examine new control initiatives targeting schistosomiasis and other tropical diseases that are often neglected. The prospect and challenges of integrated control are discussed and the need for combining biomedical, educational and engineering strategies and geospatial tools for sustainable disease control are highlighted. We conclude that, for achieving integrated and sustainable control of neglected tropical diseases, a set of interventions must be tailored to a given endemic setting and fine-tuned over time in response to the changing nature and impact of control. Consequently, besides the environment, the prevailing demographic, health and social systems contexts need to be considered.

Key words: Schistosomiasis, soil-transmitted helminthiasis, neglected tropical diseases, epidemiology, control, burden, morbidity, praziquantel, chemotherapy, integration, health systems, sustainability, Africa.

## INTRODUCTION

Schistosomiasis has been known since antiquity (Adamson, 1976; Davis, 2009) and, from a global public health perspective, is the most important water-based disease (Steinmann *et al.* 2006). On the one hand, schistosomiasis has been eliminated from

Japan and Tunisia, and is close to elimination in Morocco and some Caribbean islands (Tanaka and Tsuji, 1997; Hillyer *et al.* 1999; Jordan, 2000; Laamrani *et al.* 2000). Moreover, substantial progress has been made in the control of this disease in Brazil, China and Egypt (Engels *et al.* 2002; Utzinger *et al.* 2005; Stothard *et al.* 2009). On the other hand, schistosomiasis has spread to previously non-endemic areas and there are growing concerns that water-resource development projects such as large dams and irrigation systems (Lerer and Scudder, 1999; Fenwick, 2006; Steinmann *et al.* 2006; Li *et al.* 2007) and global warming (Martens, Jetten and

\* Corresponding author: Jürg Utzinger, Department of Public Health and Epidemiology, Swiss Tropical Institute, P.O. Box, CH-4002 Basel, Switzerland. Tel.: +41 61 284-8129; Fax: +41 61 284-8105; E-mail: juerg.utzinger@unibas.ch

Focks, 1997; Yang *et al.* 2005; Zhou *et al.* 2008) might further exacerbate schistosomiasis transmission. Schistosomiasis is still concentrated in sub-Saharan Africa where the bulk of the at-risk population, existing schistosome infections, mortality, morbidity and burden due to the disease resides (WHO, 2002; Gryseels *et al.* 2006; Steinmann *et al.* 2006).

Despite the public health importance of schistosomiasis and the risk that the disease might further spread and intensify in the absence of comprehensive mitigation measures, schistosomiasis has been neglected for decades, due to many interrelated factors. Firstly, the occurrence of schistosomiasis is confined to the tropics and subtropics, primarily affecting the poor segments of a population and the distribution of the disease is focal (Lengeler, Utzinger and Tanner, 2002; Hotez and Fenwick, 2009). Poor rural and urban communities are usually underserved and marginalized, and their voices not heard sufficiently to establish this disease firmly within a national political agenda (Hotez *et al.* 2008). Moreover, national health budgets are chronically underfunded and governments have to target interventions and prioritize among many competing interests (Baltussen, 2006). Secondly, schistosomiasis is a chronic and debilitating disease, causing mainly subtle morbidities. Hence, schistosomiasis features much less prominently on national strategic plans and on global health initiatives, which still tend to focus on mortality outcomes and consequently focus on malaria, tuberculosis and HIV/AIDS (Hotez *et al.* 2006; King and Bertino, 2008). This is despite the paradigm shift introduced with the World Development Report 1993, when one started to consider reducing overall burden of diseases instead of maximizing good health as a basis for priority setting and resources allocation (World Bank, 1993). Thirdly and connected to this paradigm shift, the global burden of schistosomiasis, as expressed in disability-adjusted life years (DALYs) lost, has been seriously underestimated for schistosomiasis. Hence, insufficient resources have been allocated for research and control (King, Dickman and Tisch, 2005; Bergquist, Utzinger and McManus, 2008; King and Dangerfield-Cha, 2008; Hotez and Fenwick, 2009).

In this paper we focus on Africa and first recall the schistosomiasis situation in mid-2003, just before the launch of a new wave of large-scale control initiatives. On the basis of schistosomiasis endemicity and recommended treatment strategies put forward by the World Health Organization (WHO), we estimate annual treatment needs with praziquantel among the school-aged population. We then review the collective burden of the neglected tropical diseases, including current uncertainties, and welcome new research that will re-estimate the global burden of more than 150 diseases and risk factors, including schistosomiasis. Next, we discuss the concept of

integrated control of neglected tropical diseases and compare vertical mass campaigns with more systemic approaches. The scope and limits of contemporary initiatives to control schistosomiasis and other neglected tropical diseases are examined. We conclude that for achieving integration and sustainability of neglected tropical disease control, a package of interventions is required that is readily tailored to a given endemic setting and is fine-tuned over time. Interventions therefore must not only consider the environment inclusive of the intermediate host snails of schistosomes and the potential of new geospatial tools and preventive engineering strategies, but also the interrelated demographic, health and social systems contexts.

#### SCHISTOSOMIASIS IN AFRICA

##### *The mid-2003 estimates*

A systematic review and collation of population statistics for mid-2003 revealed the following estimates: on a global scale, 779 million people were at risk of schistosomiasis and 207 million individuals were infected with schistosome worms (Steinmann *et al.* 2006). Regarding the at-risk population, an estimated 660 million were concentrated in Africa, accounting for 85% of the global at-risk estimate. An alarming 201.5 million schistosome infections (mainly *Schistosoma haematobium*) were estimated to occur in Africa, accounting for more than 97% of the estimated number of infections worldwide.

Table 1 summarises the total population in Africa in 2006 (WHO, 2008) and schistosomiasis prevalence estimates in mid-2003, stratified by country (Steinmann *et al.* 2006). Care is indicated regarding the country prevalence estimates, due to the scarcity of up-to-date empirical data across large parts of Africa (Brooker *et al.* 2009a,b). Guidelines issued by WHO suggest a threshold of 10% of *Schistosoma* spp., as determined by parasitological methods in school surveys, to distinguish between low-prevalence and moderate-prevalence communities. At a threshold of 50%, distinction is made between moderate-prevalence and high-prevalence communities (WHO, 2002). Adhering to these endemicity cut-offs, Fig. 1A depicts the schistosomiasis situation across Africa in mid-2003, just before the launch of a new wave of major schistosomiasis control initiatives. Four countries in West Africa (i.e. Burkina Faso, Ghana, Mali and Sierra Leone) and three countries in East Africa (i.e. Madagascar, Mozambique and the United Republic of Tanzania) were classified as high-prevalence settings. Most countries ( $n=29$ ) were in the moderate-endemic class with *Schistosoma* prevalence estimates ranging between 10% and 50%. Schistosomiasis is absent from Cape Verde owing to the absence of permissive snail intermediate hosts, as well as Comoros and Seychelles. The disease was eliminated from Tunisia

some 30 years ago and is close to elimination in Morocco (Laamrani *et al.* 2000; Engels *et al.* 2002). Schistosomiasis occurs at prevalence levels below 10% in the remaining 12 countries and territories of Africa.

#### *Projected treatment needs with praziquantel*

With the exceptions of Egypt (El-Khoby *et al.* 2000; Fenwick *et al.* 2003) and Morocco (Laamrani *et al.* 2000; Engels *et al.* 2002), little progress was made in the control of schistosomiasis on the African continent in the 1990s. However, recognizing the experiences and successes of schistosomiasis morbidity control programmes in Brazil, China and Egypt, which emphasised the large-scale administration of antischistosomal drugs, a sea change occurred in the new millennium. Indeed, in May 2001, during the 54th World Health Assembly (WHA), a resolution was passed and signed by over 200 member states. Among other issues, the resolution urged member states to attain, by 2010, a minimum target of regularly administering anthelmintic drugs to at least 75% and up to 100% of all school-aged children at risk of morbidity. In October 2001, WHO convened an expert committee, during which the global strategy for the prevention and control of schistosomiasis and soil-transmitted helminthiasis was refined (WHO, 2002). The significance of *WHA Resolution 54.19* for the control of schistosomiasis has been stressed elsewhere, including a concern that it might thwart basic and operational research efforts pertaining to schistosomiasis (Colley, LoVerde and Savioli, 2001; Colley and Secor, 2004). The key points of *WHA Resolution 54.19* and the refined global strategy for the prevention and control of schistosomiasis and soil-transmitted helminthiasis issuing from this WHA resolution and the WHO expert committee meeting are discussed in an accompanying WHO editorial, published in this special issue of *Parasitology* (Savioli *et al.* 2009).

An unfortunate aspect of a nearly unique focus on large-scale anthelmintic drug administration was – and continues to be – the lack of concern within the global health community for prevention strategies such as emphasising access to clean water, improved sanitation and hygiene activities that could serve as the backbone of multi-component integrated and sustainable disease control programmes (Utzinger *et al.* 2003). There is a fundamental disconnect between the substantial number of engineering projects and community-led initiatives in the developing world focusing on clean water and sanitation and the vertical campaign-based nearly ‘drugs-only’ programmes (Singer and Castro, 2007). Hence, it is important to recognize that efforts to improve international health through better access to clean water and sanitation will require intersectoral approaches (Prüss-Üstün *et al.* 2008; Bliss, 2009). This will

require advocacy and action from the health community to foster cooperative ventures with engineering groups (e.g. non-governmental organizations (NGOs), private foundations, government engineering corps), and *vice versa*, to achieve sustainable schistosomiasis control. Schistosomiasis is unique in the context of ‘safe water and engineering’ as it is the only significant water-based disease that is transmitted by direct water contact through skin penetration rather than the faecal-oral route as most other water-borne diseases. Costs upfront for implementation of water supply and sanitation services are high, which calls for the establishment of a multilateral institution through which international funds could be channelled, analogous to the Global Fund to Fight AIDS, Tuberculosis, and Malaria (Bliss, 2009). In addition, school-based control needs to be mainstreamed into the school health plans of education sectors (Bundy *et al.* 2006).

With praziquantel-based morbidity control – firmly set as the centre pillar of the global strategy to combat schistosomiasis – it is interesting to examine strategic guidelines for recommended praziquantel treatment schedules put forth by WHO (WHO, 2002). For high-prevalence communities, it is recommended to treat school-aged children once every year; for moderate-prevalence communities, school-aged children should be treated once every second year; and for low-prevalence communities, the recommendation is to treat school-aged children twice during primary schooling, i.e. best upon entry and again before children are leaving school. Using these strategic guidelines by considering country-specific schistosome prevalence data summarised in Table 1 and assuming the basis of school-aged population statistics from a recent WHO publication (WHO, 2008) that, on average, primary schooling in a typical African setting lasts for six years, facilitated estimation of praziquantel treatment needs. Table 1 summarises how many school-aged children would require treatment with praziquantel at the unit of a year, assuming that the goal of attaining a 100% target be met. Fig. 1B depicts the projected annual number of praziquantel treatments, stratified by country.

Recognizing that our estimates are based on a number of assumptions, we calculate that approximately 128 million school-aged children would need to be given praziquantel on a yearly basis. On average, a school-aged child would be administered between one and a half and three 600 mg tablets of praziquantel (at the current recommended dosage of 40 mg/kg body weight), and hence between 192 and 384 million tablets would be needed in Africa alone every year. This raises the question of whether this amount of praziquantel tablets could be produced at all. Based on an analysis for the year 2005, the answer is yes, as five pharmaceutical companies (E. Merck in Germany, Shin Poong in Korea and three companies in China) produced a total of 200 metric tons of

Table 1. Schistosomiasis endemicity across Africa at the onset of new control initiatives in mid-2003, including stratification of countries into three different treatment strategies according to WHO recommendations, and estimated numbers of school-aged children requiring praziquantel treatment at the unit of a year (n.k., not known)

Country	Total population (in 2006) <sup>a</sup>	Estimated country prevalence of schistosomiasis (in mid-2003) <sup>b</sup> %	School-aged children (in 2006) <sup>a</sup>	Recommended treatment strategy for school-aged children <sup>c</sup>	Annualized treatment needs (number of school-aged children requiring praziquantel) <sup>d</sup>
Algeria	33 351 136	7·7	6 439 550	C	2 146 517
Angola	16 557 050	44·4	4 579 784	B	2 289 892
Benin	8 759 653	35·5	2 362 443	B	1 181 222
Botswana	1 858 162	10·0	435 606	B	217 803
Burkina Faso	14 358 500	60·0	3 998 202	A	3 998 202
Burundi	8 173 070	13·3	2 194 133	B	1 097 067
Cameroon	18 174 696	12·0	4 686 315	B	2 343 158
Cape Verde	518 566	0	129 505	—	0
Central African Republic	4 264 804	10·0	1 143 981	B	571 991
Chad	10 468 177	22·5	2 895 129	B	1 447 565
Comoros	818 434	0	213 131	—	0
Congo	3 689 299	34·2	957 947	B	478 974
Côte d'Ivoire	18 914 476	40·0	4 979 974	B	2 489 987
Democratic Republic of the Congo	60 643 888	28·2	16 814 811	B	8 407 406
Djibouti	818 509	<10	202 799	C	67 600
Egypt	74 166 499	10·0	15 831 851	B	7 915 926
Equatorial Guinea	495 640	2·0	129 017	C	43 006
Eritrea	4 692 115	7·2	1 205 528	C	401 843
Ethiopia	81 020 610	7·1	22 335 338	C	7 445 113
Gabon	1 310 818	45·5	305 518	B	152 759
Gambia	1 663 032	30·0	421 313	B	210 657
Ghana	23 008 442	72·5	5 686 077	A	5 686 077
Guinea	9 181 338	25·8	2 427 484	B	1 213 742
Guinea-Bissau	1 645 528	30·0	460 364	B	230 182
Kenya	36 553 490	23·0	9 421 761	B	4 710 881
Lesotho	1 994 888	<10	528 482	C	176 161
Liberia	3 578 922	24·0	992 411	B	496 206
Libyan Arab Jamahiriya	6 038 644	5·0	1 150 276	C	383 425
Madagascar	19 159 010	55·0	5 203 413	A	5 203 413
Malawi	13 570 714	7·7	3 958 032	C	1 319 344
Mali	11 968 377	60·0	3 453 350	A	3 453 350
Mauritania	3 043 638	27·4	763 720	B	381 860
Mauritius	1 251 528	0·9	206 299	C	68 766
Morocco	30 852 969	0·01	6 195 422	—	0
Mozambique	20 971 446	69·8	5 622 469	A	5 622 469
Namibia	2 046 553	0·6	536 242	C	178 747
Niger	13 736 722	26·7	3 877 789	B	1 938 895
Nigeria	144 719 951	23·2	39 313 400	B	19 656 700
Rwanda	9 464 240	5·9	2 460 592	C	820 197
São Tomé and Príncipe	155 125	3·8	40 967	C	13 656
Senegal	12 072 475	15·3	3 148 283	B	1 574 142
Seychelles	86 122	0	14 191	—	0
Sierra Leone	5 742 694	59·5	1 460 964	A	1 460 964
Somalia	8 445 395	18·0	2 223 289	B	1 111 645
South Africa	48 282 459	10·8	10 169 201	B	5 084 601
Sudan	37 707 483	14·9	9 725 540	B	4 862 770
Swaziland	1 133 613	25·6	297 248	B	148 624
Togo	6 410 428	26·7	1 713 121	B	856 561
Tunisia	9 878 000 <sup>c</sup>	0	n.k.	—	0
Uganda	29 898 598	20·4	8 885 525	B	4 442 763
United Republic of Tanzania	39 458 708	51·5	10 554 923	A	10 554 923

Table 1. (Cont.)

Country	Total population (in 2006) <sup>a</sup>	Estimated country prevalence of schistosomiasis (in mid-2003) <sup>b</sup> %	School-aged children (in 2006) <sup>a</sup>	Recommended treatment strategy for school-aged children <sup>c</sup>	Annualized treatment needs (number of school-aged children requiring praziquantel) <sup>d</sup>
Western Sahara	440 000 <sup>e</sup>	0	n.k.	—	0
Zambia	11 696 161	26.6	3 325 628	B	1 662 814
Zimbabwe	13 228 195	40.0	3 456 759	B	1 728 380
TOTAL	942 138 990				127 948 946

<sup>a</sup> Total population estimates and the number of school-aged children (5–14 years) in 2006 were obtained from the 4 July 2008 Weekly Epidemiological Record (WHO, 2008).

<sup>b</sup> Country-specific estimates for schistosomiasis prevalence in mid-2003 were obtained from webappendix 2, put forth by Steinmann and colleagues (2006).

<sup>c</sup> Countries were stratified into (A) high-prevalence ( $\geq 50\%$  of individuals infected) warranting treatment of school-aged children once a year; (B) moderate-prevalence (10.0–49.9% of individuals infected) warranting treatment of school-aged children once every two years; and (C) low-prevalence ( $< 10\%$  of individuals infected) warranting treatment of school-aged children twice during schooling, once on school entry and once before leaving school (WHO, 2002).

<sup>d</sup> Annualized praziquantel treatment needs were estimated as follows: (A) for high-prevalence countries it is recommended that school-aged children are treated once every year, hence we considered that the entire school-aged population is eligible for treatment each year; (B) for moderate-prevalence countries it is recommended that school-aged children are treated once every second year, hence we considered that half of the school-aged children are eligible for treatment every year; (C) for low-prevalence countries it is recommended that school-aged children are treated twice during schooling (assuming an average duration of 6 years), hence we considered a third of the school-aged population eligible for treatment each year.

<sup>e</sup> Population estimates for 2005 (source: World Population Prospects: The 2008 Revisions).

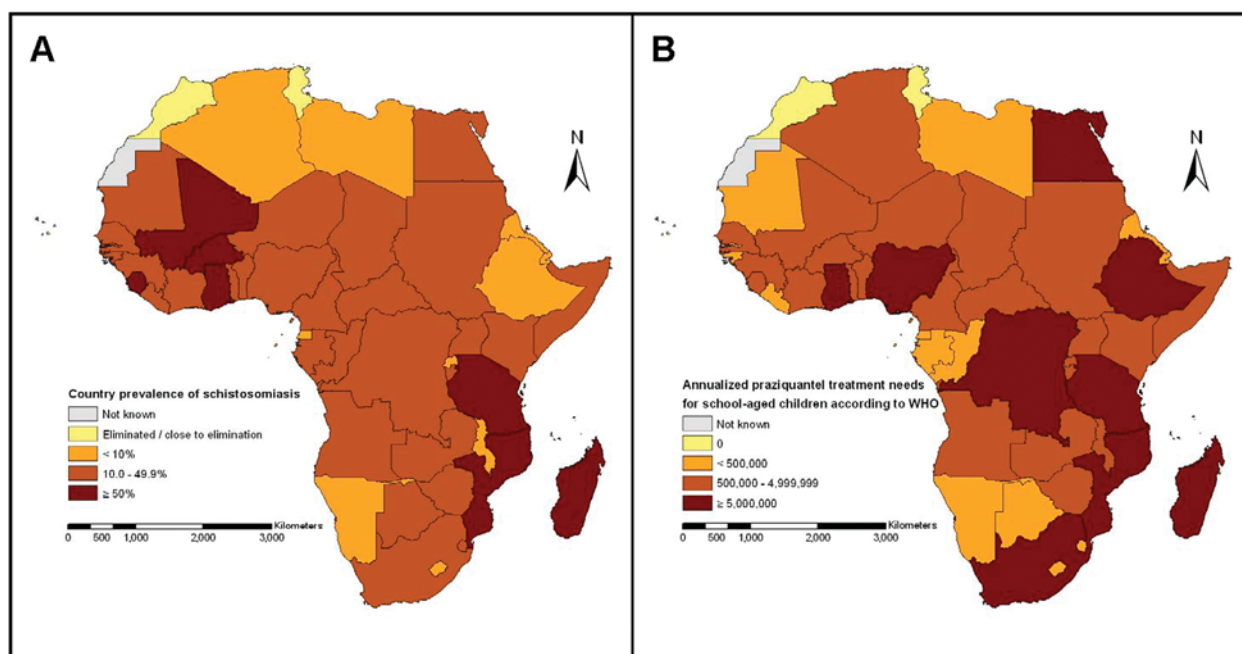


Fig. 1. Country-specific prevalence estimates for schistosomiasis in Africa, stratified into low-prevalence ( $< 10\%$ ), moderate-prevalence (10.0–49.9%) and high-prevalence ( $\geq 50\%$ ) in mid-2003 (A) (source: Steinmann *et al.* (2006), webappendix 2), and estimated annual treatment needs with praziquantel to be administered to school-aged children (B).

praziquantel active ingredient, which is equivalent to 320 million tablets (Frost *et al.* 2008). However, there are formidable challenges built around procurement issues, shipment to the respective countries and distributions within-country to the most remote areas and consumption of the drugs before

they expire and, despite the fact that praziquantel has become cheap (less than US\$ 0.10 per tablet), the costs for treating 128 million children every year cannot be neglected. In Nigeria, for example, praziquantel would need to be administered to almost 20 million school-aged children every year.

More than 5 million school-aged children would require praziquantel treatment annually in another eight countries, namely the Democratic Republic of the Congo, Egypt, Ethiopia, Ghana, Madagascar, Mozambique, South Africa and the United Republic of Tanzania. The majority of African countries and territories would require between 500 000 and 5 million school-aged children to be treated with praziquantel every year. A further challenge in certain countries is low school enrolment rates, especially in West Africa where enrolment can be as low as 30% (WHO, 2008). Hence, innovative approaches are required to target non-enrolled children to enhance compliance. Finally, a number of mainly sparsely-populated countries and territories, classified as low-prevalence settings where school-aged children would need to be treated twice during primary schooling, might be targeted for schistosomiasis elimination (e.g. Djibouti, Equatorial Guinea, Eritrea, Lesotho, Libyan Arab Jamahiriya, Mauritius, Namibia and São Tomé and Príncipe).

The following issues are important when interpreting our projected annual treatment needs with praziquantel. First and foremost, these estimated treatment needs are based on a number of assumptions, which need scrutiny. Indeed, there is a paucity of reliable, up-to-date and spatially-explicit empirical data regarding schistosome infection distributions, especially at the local level (Brooker *et al.* 2009*a,b*). In the absence of such data, we utilised country-specific schistosome prevalence estimates for mid-2003 (Steinmann *et al.* 2006). However, a key epidemiological feature of schistosomiasis is its focal distribution (Lengeler *et al.* 2002; Brooker *et al.* 2009*a*), and hence such broad-scale prevalence estimates belie the marked variation in prevalence within countries, and even within moderate- and low-prevalence countries there may remain large pockets of high prevalence. This aspect further emphasises the importance of having detailed information on the geographical distribution of schistosomiasis at local levels and in real time in order to target treatment to areas in greatest need. The scope and limits of rapid mapping surveys, including rapid diagnostic tests, warrant further exploration (Brooker *et al.* 2009*a*; Stothard, 2009). Keeping sustainable control in mind, the same approaches in mapping, surveillance and predictions can be used to target combined biomedical, health education and engineering interventions in the same communities.

Secondly, it is interesting to note that, in mid-2003, the number of schistosome infections in Africa was estimated at 201·5 million (Steinmann *et al.* 2006). In view of our current estimate of 128 million school-aged children warranting praziquantel treatment per year, some 72·5 million infections would be missed. Focusing treatment and control activities of schistosomiasis exclusively on school-aged children might therefore need reinvestigation. In highly

endemic areas, for example, preschool-aged children (Stothard and Gabrielli, 2007) and other high-risk groups such as fishermen, car washers and sand harvesters (Melman *et al.* 2009) must be considered.

Thirdly, the Schistosomiasis Control Initiative (SCI), which is discussed in greater detail below, assisted six African countries in establishing and implementing their national schistosomiasis control programmes. Annual treatment needs with praziquantel in these SCI-supported countries (i.e. Burkina Faso, Mali, Niger, Uganda, United Republic of Tanzania and Zambia), according to our estimates, would amount to 26 million school-aged children. The actual number of individuals treated every year between 2005 and 2008, according to SCI data published in this special issue of *Parasitology* (Fenwick *et al.* 2009) ranged between 8·2 and 12·8 million. One might therefore conclude that coverage ranged between 31% and 49%. However, one of the first steps of scaling-up schistosomiasis control activities within SCI-supported countries was to delineate high-risk areas. Hence, the control programmes took into consideration, as best they could, the focal distribution of schistosomiasis in an effort to enhance the cost-effectiveness of treatment interventions (Clements *et al.* 2006, 2008; Brooker *et al.* 2008). It follows therefore that projected praziquantel treatment needs presented in Table 1 and displayed in Fig. 1B, might considerably overestimate the real annual needs. This is an important issue when estimating coverage, and hence it is conceivable that SCI-supported countries reached coverage rates among the school-aged population that were close to the 75–100% targets issued in *WHA Resolution 54.19*. Little is known, however, about treatment needs, coverage rates and adherence over time during active control programmes. For example, will praziquantel administration – year after year – really be necessary in high-prevalence communities or is there scope for ‘treatment holidays’? Will children who feel better after the first or second treatment round be willing to take praziquantel again and again? Experience from China suggests that adherence to praziquantel treatment declines during prolonged large-scale chemotherapy-based control efforts (Guo *et al.* 2005). How could a rapid and inexpensive yet accurate monitoring and surveillance component be integrated into a schistosomiasis control programme, resulting in real-time prevalence estimates, which in turn will guide the frequency of treatment longitudinally? Simple questionnaires administered through the education system have proven useful for rapid and inexpensive identification of high-risk communities of urinary schistosomiasis, but we do not know how they perform over time during active control (Lengeler *et al.* 2002). Recent research from Zanzibar suggests that reagent strips for measuring blood in urine as a proxy

for *S. haematobium* infection among school-aged children perform well over the course of a schistosomiasis control programme (French *et al.* 2007). There is a need for developing and validating novel rapid diagnostic and mapping tools (Brooker *et al.* 2009*a*; Stothard, 2009).

Another issue needs highlighting: the spatial distribution of schistosomiasis in Mali showed little change when comparing data from the mid-1980s before instigating a national control programme, with data from 2004, when SCI support facilitated the re-establishment of a national schistosomiasis control programme. This experience demonstrates that an externally-funded control programme (German Technical Cooperation; GTZ), which emphasised large-scale administration of praziquantel, failed to become sustainable, as the situation reverted to pre-interventions levels after several years of no drug interventions (Clements *et al.* 2009). Two features that are different when comparing the 1980s, when the schistosomiasis control programme in Mali was funded through GTZ, and the current SCI activities are the larger scale of operation and the significantly lower cost of praziquantel in the new era. However, the SCI-supported activities are unlikely to be sustainable. They continue to impose a strong dependence on drugs for de-worming already infected persons while addressing insufficiently the need for prevention of re-worming. Intersectoral co-operation, particularly the co-ordination with engineering groups and encouraging community-led activities, could target clean water and sanitation provision. In addition, collaboration with the education sector is crucial for health education, ultimately leading to behavioural changes towards improved hygiene activities. These steps, carried out in the same communities where praziquantel is administered annually could lead to sustainable reduction, if not elimination, of schistosomiasis. The prevention component of such a programme would provide for a substantially reduced demand for praziquantel. Moreover, an impact beyond the target disease schistosomiasis is likely to occur as recently demonstrated in China where an integrated schistosomiasis control approach showed an ancillary effect on soil-transmitted helminthiasis (Wang *et al.* 2009*a*).

It is worth noting that the highest number of individuals treated with praziquantel during the SCI campaigns – 12·8 million in 2005 – accounted for 10% of the estimated treatment needs among school-aged children on the African continent. It would be interesting to know how many praziquantel treatment courses were administered concurrently through other vertical control programmes (e.g. Carter Foundation operating in Nigeria and elsewhere (Richards *et al.* 2006), local NGOs and research institutions (Tchuem Tchuenté and N'Goran, 2009)), as well as more horizontally through the existing health systems.

Finally, in view of the focal distribution of schistosomiasis and the chronic nature of the disease with mainly subtle morbid sequelae, the following proposal has been made. Entire at-risk populations in Africa should be targeted with praziquantel for at least 5 years. An estimated 400 million people would need to be treated, amounting to 1·2 billion praziquantel tablets every year. The costs have been estimated at US\$ 100 million per year (Hotez and Fenwick, 2009). The challenge of implementing such a large-scale vertical control approach cannot be over-emphasised, including issues of coverage, adherence and the risk for the development of praziquantel resistance. The costs and benefits of this proposal should be carefully examined and compared to other more integrated and sustainable control approaches emphasising health education, water, sanitation and hygiene activities.

#### NEGLECTED TROPICAL DISEASES

##### *Collective burden*

Schistosomiasis is but one of several so-called neglected tropical diseases that are pervasive in Africa and elsewhere in the developing world. An initial inventory listed 13 neglected tropical diseases: seven helminth infections (i.e. schistosomiasis, along with three common soil-transmitted helminth infections (ascariasis, hookworm disease and trichuriasis), dracunculiasis, lymphatic filariasis and onchocerciasis), three vector-borne protozoan infections (Chagas disease, human African trypanosomiasis and leishmaniasis) and three bacterial infections (Buruli ulcer, leprosy and trachoma) (Hotez *et al.* 2006). Moreover, cysticercosis/taeniasis and food-borne trematodiasis were explicitly stated as neglected tropical diseases in the Hotez *et al.* (2006) landmark review. Meanwhile, the case has been made for inclusion of a host of additional neglected tropical diseases. The WHO, for example, in a 2006 publication listed cholera/epidemic diarrhoeal disease, dengue/dengue haemorrhagic fever and endemic treponematoses (e.g. yaws, pinta and endemic syphilis) alongside the above-mentioned 13 diseases (WHO, 2006*a*). One year later, the Public Library of Sciences (PLoS) launched a new journal – *PLoS Neglected Tropical Diseases* – which is exclusively devoted to research and control of the neglected tropical diseases (Hotez, 2007). The scope of *PLoS Neglected Tropical Diseases* has evolved since its inaugural issue in October 2007 and now includes additional helminth, bacterial and protozoan infections, as well as tropical fungal and viral infections (Hotez and Yamey, 2009).

Focusing on the initial 13 neglected tropical diseases put forth by Hotez and colleagues (2006), it is interesting to examine global burden estimates. Fig. 2A shows disease-specific burden estimates for

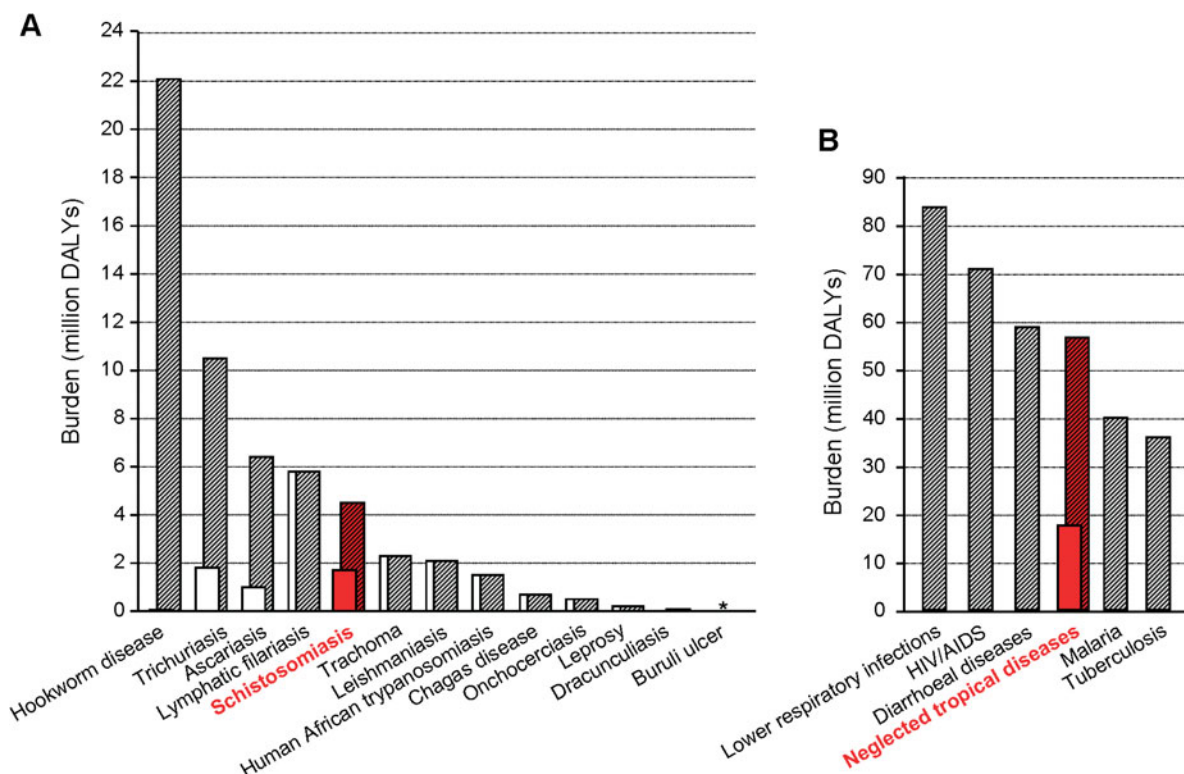


Fig. 2. Global burden estimates of the initial set of 13 neglected tropical diseases, including current uncertainties (A) (source: WHO, 2004; Hotez *et al.* 2006) and comparison of global burden estimates of the neglected tropical diseases with other major communicable diseases (B) (source: Lopez *et al.* 2006).

the year 2002, drawing on different data sources. Of note, for schistosomiasis, the global burden has been estimated at 1.7 million DALYs according to annexe table 3 of the World Health Report 2004 (WHO, 2004), whereas a WHO expert committee put forth an estimate of 4.5 million DALYs (WHO, 2002). The most dramatic uncertainty occurs around hookworm disease, with estimates ranging between 59 000 DALYs to 22.1 million DALYs, a 375-fold difference (WHO, 2002; Hotez *et al.* 2006). It is also noteworthy that, at present, no estimates are available for Buruli ulcer and the myriad of other neglected tropical diseases. Taken together, the global burden of the 13 neglected tropical diseases featured in Fig. 2A, ranges between 17.7 million DALYs (WHO, 2004) and 56.6 million DALYs (Hotez *et al.* 2006). There is a clear need to reconcile such differing estimates based on a coherent scientific inquiry.

Fig. 2B compares the global burden estimate for the initial set of 13 neglected tropical diseases with the other major communicable diseases (Lopez *et al.* 2006). There is a growing consensus that the ‘true’ collective burden of the neglected tropical diseases is considerably higher than currently appreciated; this can be explained in at least two ways. Firstly, there are high incidence rates for many of the neglected tropical diseases but their disability weights are seriously underestimated (Jia *et al.* 2007; Finkelstein *et al.* 2008). Secondly, at present, virtually no burden

estimates are available for several of the neglected tropical diseases (e.g. Buruli ulcer, cysticercosis/taeniasis, food-borne trematodiasis and strongyloidiasis). New research pertaining to schistosomiasis, including decision tree modelling, a validated quality of life approach, systematic reviews and meta-analyses suggest that the true burden might be several-fold higher than the upper WHO estimate of 4.5 million DALYs (King *et al.* 2005; King and Dangerfield-Cha, 2008). We applaud new efforts to re-estimate the global burden and risk factors of more than 150 diseases. Schistosomiasis and the neglected tropical diseases at large are part of the communicable disease cluster with dozens of experts pursuing systematic reviews of the published and unpublished literature and extracting data in a standardized manner which will ultimately lead to more accurate and consistent global burden estimates (Murray *et al.* 2007; King and Bertino, 2008).

In recent years, there has been growing advocacy, political will and international interest in scaling up the control of neglected tropical diseases, going hand-in-hand with a changing funding landscape with new opportunities for research and development of the next generation of drugs, diagnostics and vaccines (Moran, 2005; Keiser and Utzinger, 2007; Kolaczinski *et al.* 2007; Hotez *et al.* 2009). The recent publications of the genomes of *S. mansoni* and *S. japonicum* will add further impetus for target-based drug, diagnostics and vaccine discovery



Box 1. Advantages and disadvantages of mass campaigns and systemic control approaches.

Mass campaign approach	
<p><i>Advantages</i></p> <ul style="list-style-type: none"> <li>● Easy to argue</li> <li>● Promise of immediacy</li> <li>● Promise of easy accountability</li> <li>● Promise of time-limited investment</li> <li>● Suitable for eradicable problems</li> <li>● Can integrate across campaigns</li> <li>● High temporary impact</li> <li>● Quick equitable coverage</li> </ul>	<p><i>Disadvantages</i></p> <ul style="list-style-type: none"> <li>● Supply driven</li> <li>● Lacks sustainability</li> <li>● Limited in time and place</li> <li>● Requires external logistics</li> <li>● Can fragment/undermine routine services</li> <li>● Difficult to align and harmonize with local/ decentralized health planning</li> <li>● Off national health budgets</li> <li>● Create temporal inequities</li> </ul>
Systemic approach	
<p><i>Advantages</i></p> <ul style="list-style-type: none"> <li>● Demand-driven</li> <li>● Public good and universal right</li> <li>● Can integrate across services</li> <li>● Broad applicability, as suitable for all kinds of health interventions</li> <li>● Sustainability</li> <li>● Approach normative circumstances</li> <li>● High cumulative impact</li> </ul>	<p><i>Disadvantages</i></p> <ul style="list-style-type: none"> <li>● Difficulties of accountability</li> <li>● Considered too costly</li> <li>● Considered as too slow to respond</li> </ul>

(Berriman *et al.* 2009; The *Schistosoma japonicum* Genome Sequencing and Functional Analysis Consortium, 2009). However, health sector advocacy regrettably continues to ignore the pressing need for, and long-term benefits of, integration with the engineering sector and *vice versa* (Singer and Castro, 2007).

#### Contemporary control initiatives

In view of the growing awareness of the high collective burden due to the neglected tropical diseases and the mounting advocacy that controlling these diseases is a key factor to ascertain progress towards achieving the millennium development goals (Hotez *et al.* 2007b), it is not surprising that new alliances have been formed and significant new financial, operational and technical resources have become available. Two of the most powerful arguments that convinced the donor community, public health experts and disease control managers alike to invest in the simultaneous control of multiple neglected tropical diseases were: (1) the issue of co-endemicity (i.e. multiple neglected tropical diseases occur in the same individual (polyparasitism) and they are entrenched in the same communities) (Raso *et al.* 2004; Brady, Hooper and Ottesen, 2006; Brooker and Clements, 2009), and (2) access to a readily available and simple public health intervention, namely the deployment of safe and efficacious drugs at a large scale for morbidity control (Molyneux, Hotez and Fenwick, 2005; Hotez *et al.* 2006, 2007b).

The changing landscape of the neglected tropical diseases and its control is also mirrored in the peer-reviewed literature from 2005 onwards. Prominent language associated with the control of the neglected tropical diseases include, among other statements: 'rapid impact packages', 'pro-poor strategies',

'quick fixes' and 'best buy in public health'. Such articulations generally go hand-in-hand with vertical control programmes, emphasising a mass campaign approach. Justification for such a mass campaign is encapsulated in the following statement 'need for parallel delivery systems because of health system failures'. Box 1 summarises advantages and disadvantages of mass campaigns *versus* a more horizontal health systems approach. Throughout, however, there is a pervasive blind spot in the health community that avoids coming face-to-face with the fact that integrated engineering-biomedical solutions supported by local communities are required for long-term success (Utzinger *et al.* 2003; Singer and Castro, 2007).

Issuing from *WHA Resolution 54.19* was a call for action and, thanks to a US\$ 30 million grant from the Bill and Melinda Gates Foundation, the London-based SCI got off the ground in 2003 (Fenwick *et al.* 2009; Savioli *et al.* 2009). In line with the WHO resolution and strategic guidelines put forth by WHO, SCI aimed from its onset at the concurrent control of schistosomiasis and soil-transmitted helminthiasis (Fenwick *et al.* 2009). The central feature of control was the large-scale administration of anthelmintic drugs to at-risk populations (i.e. school-aged children) without prior diagnosis, a strategy now termed 'preventive chemotherapy' (WHO, 2006b). Deployment of anthelmintics (praziquantel against schistosomiasis and albendazole or mebendazole against common soil-transmitted helminth infections) was primarily executed through the education system once or twice a year. Table 2 emphasises that 'preventive chemotherapy', regular anthelmintic drug administration and universal access to effective, low-cost treatments have been endorsed in the mission statements of the Preventive Chemotherapy and Transmission Control

Table 2. Organizations and initiatives and their mission statements regarding the prevention and control of schistosomiasis and other neglected tropical diseases (emphasis added in bold)

Organizations and initiatives	Mission statement	Reference – Website
World Health Organization (WHO), Preventive Chemotherapy and Transmission Control	'To provide national programmes with technical guidelines that emphasize a coordinated, cost-effective approach to the implementation of national elimination and control activities where <b>preventive chemotherapy</b> is the main tool, i.e. <b>regular anthelmintic drug administration</b> to all people at risk of morbidity due to helminthic diseases, starting early in life'.	<a href="http://www.who.int/neglected_diseases/preventive_chemotherapy/en/">http://www.who.int/neglected_diseases/preventive_chemotherapy/en/</a>
Schistosomiasis Control Initiative (SCI)	'To help those who suffer from and are at risk of neglected tropical diseases (NTDs) in sub-Saharan Africa. We aim to achieve this by: (i) creating awareness, changing perceptions and fostering global support for national NTD programmes; (ii) promoting effective collaboration and developing key partnerships in order to mobilize resources against NTDs; (iii) empowering governments to run successful and sustainable national NTD control programmes; (iv) ensuring <b>universal access to effective treatment</b> to everyone who suffers from NTDs; (v) building the capacity of civil society and affected communities to break the cycle of transmission; and (vi) developing and deploying a new generation of improved preventative and therapeutic tools and strategies to eliminate NTD'.	<a href="http://www.sci-ntds.org/">http://www.sci-ntds.org/</a>
Global Network for Neglected Tropical Diseases	'To end global suffering and death from neglected tropical diseases (NTDs) through <b>effective, low-cost treatments</b> '.	<a href="http://globalnetwork.org/">http://globalnetwork.org/</a>

Department of WHO, SCI and the Global Network for Neglected Tropical Diseases. Approaches of preventive environmental management and community-led total sanitation are largely missing from this discussion.

#### INTEGRATED CONTROL

##### *What is meant by integration?*

There is a growing body of literature on the integrated control of neglected tropical diseases (Lammie, Fenwick and Utzinger, 2006; Hotez *et al.* 2007a; Kolaczinski *et al.* 2007; Grépin and Reich, 2008; Rumunu *et al.* 2009). However, it is the understanding of the term 'integration' that matters. According to the Oxford English Dictionary, *integrated* is defined as follows: 'Combined into a whole; united; undivided', and 'Uniting in one system several constituents previously regarded as separate'. Drawing on this definition, it is correct, albeit very narrow that uniting two or more drugs (previously used in separate applications, targeting different diseases), for the simultaneous control of multiple neglected tropical diseases can be considered *integrated*. However, deploying two rather than a single anthelmintic drug utilises one and the same tool; a drug to control morbidity. Can such a 'magic bullet' approach work, and is it sustainable? Clearly, there are other and much more comprehensive ways of uniting multiple constituents to achieve a truly integrated approach. The most obvious one is the strengthening of the health system,

which then serves as the backbone for drug delivery and myriad other preventive and curative services. Other ways of integration entail the administration of anthelmintic drugs through the existing education system, alongside with locally-adapted health education messages and, if need be, nutrition programmes (Bundy *et al.* 2006; Stothard *et al.* 2006). Improving access to clean water and adequate sanitation necessitates bridge building between the health and engineering sectors (Singer and Castro, 2007; Bliss, 2009). Whenever possible, such inter-programmatic and intersectoral collaborations should be fostered to increase the chances of sustainable control of multiple neglected tropical diseases (Utzinger *et al.* 2005; Holveck *et al.* 2007). Most importantly, if we wish to achieve sustainability of any disease control efforts beyond cycles of funding, integrated neglected tropical disease control implies full integration into the existing health and social systems; not only into the public systems but into the system and network of all existing health services providers in a given area. This requires systemic approaches that are readily aligned and harmonised with locally-owned national programmes (Utzinger and de Savigny, 2006).

##### *Prospect and challenges*

With growing emphasis on, and need for, integrated control of neglected tropical diseases, new insight has been gained regarding the prospect and challenges of this approach (Kolaczinski *et al.* 2007; Rumunu

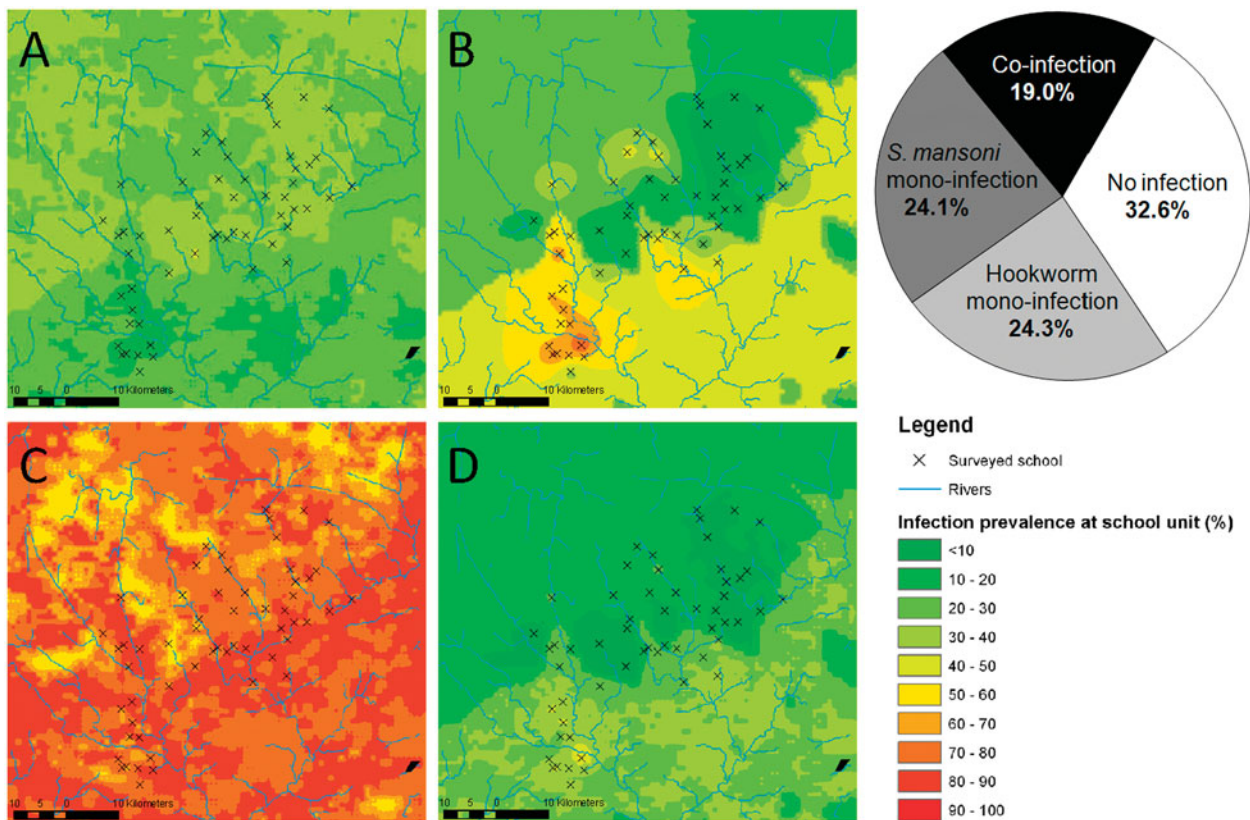


Fig. 3. Predicted risk maps for no infection (A), *S. mansoni* mono-infection (B), hookworm mono-infection (C), and *S. mansoni*-hookworm co-infections (D) in the region of Man, western Côte d'Ivoire (sources: Raso *et al.*, 2005, 2006 *a, b*).

*et al.* 2009). Several issues are elaborated here. The first one pertains to co-endemicity, and hence comorbidity, which is of considerable public health relevance and offers opportunities for integrated control. It has been speculated that the control of seven neglected tropical diseases can be attained in a cost-effective manner through administration of just four drugs (Molyneux *et al.* 2005). Control interventions could be further enhanced through targeting of co-endemic areas, and the important role of geospatial tools (geographical information systems, remote sensing and spatial statistics) must be emphasised (Brooker and Utzinger, 2007). To illustrate this issue, the following example is provided. In a cross-sectional epidemiological survey carried out in 57 schools of western Côte d'Ivoire, some 4000 children were examined for *S. mansoni*, soil-transmitted helminths and malaria parasitaemia. Focusing on *S. mansoni* and hookworm, it was found that 19% of the children were co-infected, whereas 24% were infected with either *S. mansoni* or hookworm (Raso *et al.* 2005, 2006 *a, b*). Risk maps of single infections, mono-infections and co-infection were produced using Bayesian-based geostatistical models that included demographic, environmental and socio-economic covariates (Raso *et al.* 2005, 2006 *a, b*, 2007; Vounatsou *et al.* 2009). The risk maps produced for *S. mansoni* and hookworm single

infections and for *S. mansoni*-hookworm co-infections are shown in Fig. 3. Interestingly, the prediction of mono-infections revealed distinctive and quite different spatial patterns compared to single infection risk maps, particularly for hookworm. It is conceivable that the relative importance of mono-infections in settings where several parasites co-exist will increase in the face of repeated large-scale anthelmintic drug administration, as the likelihood of co-infection with multiple parasites decreases. This means that an increasing proportion of individuals will be treated with two drugs unnecessarily (Raso *et al.* 2007).

Secondly, co-administration of drugs targeting multiple neglected tropical diseases requires detailed safety and efficacy investigations (Reddy *et al.* 2007), and there is a need for establishing pharmacovigilance platforms. Moreover, regular administration of multiple drugs at a large scale poses the risk of development and spread of drug-resistant parasites (Smits, 2009). This issue already causes great economic losses in livestock production (James, Hudson and Davey, 2009). Clearly, there is a need for establishing and standardizing protocols for anthelmintic drug efficacy monitoring (Scherrer *et al.* 2009) and for early detection of multi-parasite drug resistance.

The third issue refers to tools and strategies that are required for integrated and sustainable control

of multiple neglected tropical diseases. There are diverse needs for different diseases. For the helminthic diseases (e.g. schistosomiasis, soil-transmitted helminthiasis, lymphatic filariasis and onchocerciasis) and trachoma, the recommended strategy for their control in highly endemic areas relies on the large-scale and regular administration of anthelmintic drugs. Spatially-explicit risk profiling is an important ingredient, due to the focal distribution of helminth infections. At an early stage of control, an integrated chemotherapy approach holds promise for control of co-morbidity. To lower dependency on a 'drugs-only' approach and to enhance sustainability, from the onset of control, complementary measures should be implemented, which will depend on available resources (Utzinger *et al.* 2003; Smits, 2009). The package of intervention needs to be tailored to a given eco-epidemiological setting and adjusted and fine-tuned over time as the nature and impact of control changes. With regard to bacterial infections such as Buruli ulcer and leprosy, and vector-borne protozoan infections, such as human African trypanosomiasis and leishmaniasis, case finding and management is of central importance. The strengthening of health systems is the key prerequisite to facilitate integrated and sustainable control of neglected tropical diseases.

Finally, the differing starting points and end-points of control of different neglected tropical diseases must also be considered, including recognition of diagnostic challenges at different stages of control (Bergquist, Johansen and Utzinger, 2009; Stothard, 2009). A system of real-time and flexible monitoring should allow adaptation of strategies and targets as control programmes move along. Experience and lessons learnt from implementing a national schistosomiasis control programme in China for over half a century are instructive and might stimulate control coordinators in Africa (Wang, Utzinger and Zhou, 2008).

#### *The way forward*

In our view, strong district health systems that are nationally-owned are the main prerequisite for successful, cost-effective and sustainable control of neglected tropical diseases. For achieving a true integration of disease control, interventions must be readily adapted to the local endemic settings, based upon local priorities and idiosyncrasies, using locally-owned resources and targeting those at greatest need. Hence, besides the environment, the prevailing demographic, health and social systems contexts need to be considered (Wang *et al.* 2008; Gurarie and Seto, 2009).

We feel that vertical mass campaigns and broad systemic approaches are not mutually exclusive. In contrast, the two approaches can be aligned and combined and, if properly co-ordinated allow the

harnessing of complementarities and synergies. Campaigns hold the greatest promise for health issues that are characterized by a wide geographical distribution, affecting a large proportion of the population and representing a dominant factor regarding economic and social development. Unfortunately, over large parts of Africa, schistosomiasis and other helminthic infections still meet these characteristics, and hence disease-associated morbidity is rampant. Large-scale anthelmintic drug administration through vertical control programmes is therefore still required for the foreseeable future. Once morbidity control is consolidated, the strategy must shift to transmission control emphasising access to clean water and adequate sanitation, as demonstrated in successful past helminth control programmes in the southern United States (Stiles, 1939) and as currently witnessed in China (Wang *et al.* 2009b). Adequately equipped and staffed routine health systems that are readily embedded and owned by the country will ultimately provide good, comprehensive and permanent quality health care. Alongside this vision, it is of paramount importance to repair the broken bridges between the biomedical and engineering sectors that would have the most profound positive effect on control of neglected tropical diseases. The essential role of this linkage was recognized and acted upon in the early decades of the past century (Stiles, 1939). The past lies ahead of us and re-forging co-operative linkages here is a top priority for the future.

#### ACKNOWLEDGEMENTS

We thank Dr. J. Russell Stothard for inviting us to prepare this article for a special issue of *Parasitology* and for continued discussions and exchanges of ideas built around the epidemiology and control of neglected tropical diseases. We are grateful to Nadine Riedel for her kind help in preparing Fig. 1. With regard to funding, J. Utzinger is supported by the Swiss National Science Foundation (project no. PPOOB-102883, PPOOB-119129), S. Brooker by a Research Career Development Fellowship (081673) from the Wellcome Trust and E. K. N'Goran acknowledges financial support from FAIRMED Switzerland.

#### REFERENCES

- Adamson, P. B.** (1976). Schistosomiasis in antiquity. *Medical History* **20**, 176–188.
- Baltussen, R.** (2006). Priority setting of public spending in developing countries: do not try to do everything for everybody. *Health Policy* **78**, 149–156.
- Bergquist, R., Johansen, M. V. and Utzinger, J.** (2009). Diagnostic dilemmas in helminthology: what tools to use and when? *Trends in Parasitology* **25**, 151–156.
- Bergquist, R., Utzinger, J. and McManus, D. P.** (2008). Trick or treat: the role of vaccines in integrated schistosomiasis control. *PLoS Neglected Tropical Diseases* **2**, e244.
- Berriman, M., Haas, B. J., LoVerde, P. T., Wilson, R. A., Dillon, G. P., Cerqueira, G. C.,**

- Mashiyama, S. T., Al-Lazikani, B., Andrade, L. F., Ashton, P. D., Aslett, M. A., Bartholomeu, D. C., Blandin, G., Caffrey, C. R., Coghlan, A., Coulson, R., Day, T. A., Delcher, A., DeMarco, R., Djikeng, A., Eyre, T., Gamble, J. A., Ghedin, E., Gu, Y., Hertz-Fowler, C., Hirai, H., Hirai, Y., Houston, R., Ivens, A., Johnston, D. A., Lacerda, D., Macedo, C. D., McVeigh, P., Ning, Z., Oliveira, G., Overington, J. P., Parkhill, J., Perlea, M., Pierce, R. J., Protasio, A. V., Quail, M. A., Rajandream, M. A., Rogers, J., Sajid, M., Salzberg, S. L., Stanke, M., Tivey, A. R., White, O., Williams, D. L., Wortman, J., Wu, W., Zamanian, M., Zerlotini, A., Fraser-Liggett, C. M., Barrell, B. G. and El-Sayed, N. M. (2009). The genome of the blood fluke *Schistosoma mansoni*. *Nature* **460**, 352–358.
- Bliss, K. E. (2009). Enhancing U.S. leadership on drinking water and sanitation: opportunities within global health programs. A report of the CSIS Global Health Policy Center. Centre for Strategic and International Studies, Washington, D.C.
- Brady, M. A., Hooper, P. J. and Ottesen, E. A. (2006). Projected benefits from integrating NTD programs in sub-Saharan Africa. *Trends in Parasitology* **22**, 285–291.
- Brooker, S. and Clements, A. C. A. (2009). Spatial heterogeneity of parasite co-infection: determinants and geostatistical prediction at regional scales. *International Journal for Parasitology* **39**, 591–597.
- Brooker, S., Kabatereine, N. B., Fleming, F. and Devlin, N. (2008). Cost and cost-effectiveness of nationwide school-based helminth control in Uganda: intra-country variation and effects of scaling-up. *Health Policy and Planning* **23**, 24–35.
- Brooker, S., Kabatereine, N. B., Gyapong, J. O., Stothard, J. R. and Utzinger, J. (2009a). Rapid mapping of schistosomiasis and other neglected tropical diseases in the context of integrated control programmes in Africa. *Parasitology* **136**, 1707–1718.
- Brooker, S., Kabatereine, N. B., Smith, J. L., Mupfasoni, D., Mwanje, M. T., Ndayishimiye, O., Lwambo, N. J. S., Mbotha, D., Karanja, P., Mwandawiro, C., Muchiri, E., Clements, A. C. A., Bundy, D. A. P. and Snow, R. W. (2009b). An updated atlas of human helminth infections: the example of East Africa. *International Journal of Health Geographics* **8**, 42.
- Brooker, S. and Utzinger, J. (2007). Integrated disease mapping in a polyparasitic world. *Geospatial Health* **1**, 141–146.
- Bundy, D. A. P., Shaeffer, S., Jukes, M., Beegle, K., Gillespie, A., Drake, L., Lee, S. H. F., Hoffman, A. M., Jones, J., Mitchell, A., Wright, C., Barcelona, D., Camara, B., Golmar, C., Savioli, L., Takeuchi, T. and Sembene, M. (2006). School based health and nutrition programs. In *Disease Control Priorities for Developing Countries* (Ed. Breman, J. G., Measham, A. R., Alleyne, G., Claeson, M., Evans, D., Jha, P., Mills, A. and Musgrove, P.), Oxford University Press, Oxford, pp. 1091–1108.
- Clements, A. C. A., Bosque-Oliva, E., Sacko, M., Landoure, A., Dembele, R., Traore, M., Coulibaly, G., Gabrielli, A. F., Fenwick, A. and Brooker, S. (2009). A comparative study of the spatial distribution of schistosomiasis in Mali in 1984–1989 and 2004–2006. *PLoS Neglected Tropical Diseases* **3**, e431.
- Clements, A. C. A., Garba, A., Sacko, M., Toure, S., Dembele, R., Landoure, A., Bosque-Oliva, E., Gabrielli, A. F. and Fenwick, A. (2008). Mapping the probability of schistosomiasis and associated uncertainty, West Africa. *Emerging Infectious Diseases* **14**, 1629–1632.
- Clements, A. C. A., Lwambo, N. J. S., Blair, L., Nyandindi, U., Kaatano, G., Kinung'hi, S., Webster, J. P., Fenwick, A. and Brooker, S. (2006). Bayesian spatial analysis and disease mapping: tools to enhance planning and implementation of a schistosomiasis control programme in Tanzania. *Tropical Medicine and International Health* **11**, 490–503.
- Colley, D. G., LoVerde, P. T. and Savioli, L. (2001). Medical helminthology in the 21st century. *Science* **293**, 1437–1438.
- Colley, D. G. and Secor, W. E. (2004). Immunoregulation and World Health Assembly resolution 54.19: why does treatment control morbidity? *Parasitology International* **53**, 143–150.
- Davis, A. (2009). Schistosomiasis. In *Manson's Tropical Diseases* (Ed. Cook, G. C. and Zumla, A. I.), Saunders, Elsevier, pp. 1425–1460.
- El-Khoby, T., Galal, N., Fenwick, A., Barakat, R., El-Hawey, A., Nooman, Z., Habib, M., Abdel-Wahab, F., Gabr, N. S., Hammam, H. M., Hussein, M. H., Mikhail, N. N., Cline, B. L. and Strickland, G. T. (2000). The epidemiology of schistosomiasis in Egypt: summary findings in nine governorates. *American Journal of Tropical Medicine and Hygiene* **62** (2 Suppl.), 88–99.
- Engels, D., Chitsulo, L., Montresor, A. and Savioli, L. (2002). The global epidemiological situation of schistosomiasis and new approaches to control and research. *Acta Tropica* **82**, 139–146.
- Fenwick, A. (2006). Waterborne infectious diseases – could they be consigned to history? *Science* **313**, 1077–1081.
- Fenwick, A., Savioli, L., Engels, D., Bergquist, N. R. and Todd, M. H. (2003). Drugs for the control of parasitic diseases: current status and development in schistosomiasis. *Trends in Parasitology* **19**, 509–515.
- Fenwick, A., Webster, J. P., Bosque-Oliva, E., Blair, L., Fleming, F. M., Zhang, Y., Garba, A., Stothard, J. R., Gabrielli, A. F., Clements, A. C., Kabatereine, N. B., Toure, S., Dembele, R., Nyandindi, U., Mwansa, J. and Koukounari, A. (2009). The Schistosomiasis Control Initiative (SCI): rationale, development and implementation from 2002–2008. *Parasitology* **136**, 1719–1730.
- Finkelstein, J. L., Schleinitz, M. D., Carabin, H. and McGarvey, S. T. (2008). Decision-model estimation of the age-specific disability weight for schistosomiasis japonica: a systematic review of the literature. *PLoS Neglected Tropical Diseases* **2**, e158.
- French, M. D., Rollinson, D., Basañez, M. G., Mgeni, A. F., Khamis, I. S. and Stothard, J. R. (2007). School-based control of urinary schistosomiasis on Zanzibar, Tanzania: Monitoring micro-haematuria with reagent strips as a rapid urological assessment. *Journal of Pediatric Urology* **3**, 364–368.

- Frost, L. J., Reich, M. R., Fenwick, A. and Thompson, H.** (2008). Praziquantel: access to medicines. In *Access: How do good health technologies get to poor people in poor countries?* (Ed. Frost, L. J. and Reich, M. R.). Harvard Center for Population and Development Studies, Cambridge, USA.
- Grépin, K. A. and Reich, M. R.** (2008). Conceptualizing integration: a framework for analysis applied to neglected tropical disease control partnerships. *PLoS Neglected Tropical Diseases* **2**, e174.
- Gryseels, B., Polman, K., Clerinx, J. and Kestens, L.** (2006). Human schistosomiasis. *Lancet* **368**, 1106–1118.
- Guo, J. G., Cao, C. L., Hu, G. H., Lin, H., Li, D., Zhu, R. and Xu, J.** (2005). The role of 'passive chemotherapy' plus health education for schistosomiasis control in China during maintenance and consolidation phase. *Acta Tropica* **96**, 177–183.
- Gurarie, D. and Seto, E. Y. W.** (2009). Connectivity sustains disease transmission in environments with low potential for endemicity: modelling schistosomiasis with hydrologic and social connectivities. *Journal of the Royal Society Interface* **6**, 495–508.
- Hillyer, G. V., Tsang, V. C., Vivas-Gonzalez, B. E., Noh, J., Ahn, L. H. and Vorndam, V.** (1999). Age-specific decrease in seroprevalence of schistosomiasis in Puerto Rico. *American Journal of Tropical Medicine and Hygiene* **60**, 313–318.
- Holveck, J. C., Ehrenberg, J. P., Ault, S. K., Rojas, R., Vasquez, J., Cerqueira, M. T., Ippolito-Shepherd, J., Genovese, M. A. and Periago, M. R.** (2007). Prevention, control, and elimination of neglected diseases in the Americas: pathways to integrated, inter-programmatic, inter-sectoral action for health and development. *BMC Public Health* **7**, 6.
- Hotez, P.** (2007). A new voice for the poor. *PLoS Neglected Tropical Diseases* **1**, e77.
- Hotez, P., Raff, S., Fenwick, A., Richards, F., Jr. and Molyneux, D. H.** (2007a). Recent progress in integrated neglected tropical disease control. *Trends in Parasitology* **23**, 511–514.
- Hotez, P. J., Brindley, P. J., Bethony, J. M., King, C. H., Pearce, E. J. and Jacobson, J.** (2008). Helminth infections: the great neglected tropical diseases. *Journal of Clinical Investigation* **118**, 1311–1321.
- Hotez, P. J. and Fenwick, A.** (2009). Schistosomiasis in Africa: an emerging tragedy in our new global health decade. *PLoS Neglected Tropical Diseases* **3**, e485.
- Hotez, P. J., Fenwick, A., Savioli, L. and Molyneux, D. H.** (2009). Rescuing the bottom billion through control of neglected tropical diseases. *Lancet* **373**, 1570–1575.
- Hotez, P. J., Molyneux, D. H., Fenwick, A., Kumaresan, J., Ehrlich Sachs, S., Sachs, J. D. and Savioli, L.** (2007b). Control of neglected tropical diseases. *New England Journal of Medicine* **357**, 1018–1027.
- Hotez, P. J., Molyneux, D. H., Fenwick, A., Ottesen, E., Ehrlich Sachs, S. and Sachs, J. D.** (2006). Incorporating a rapid-impact package for neglected tropical diseases with programs for HIV/AIDS, tuberculosis, and malaria. *PLoS Medicine* **3**, e102.
- Hotez, P. J. and Yamey, G.** (2009). The evolving scope of PLoS Neglected Tropical Diseases. *PLoS Neglected Tropical Diseases* **3**, e379.
- James, C. E., Hudson, A. L. and Davey, M. W.** (2009). Drug resistance mechanisms in helminths: is it survival of the fittest? *Trends in Parasitology* **25**, 328–335.
- Jia, T. W., Zhou, X. N., Wang, X. H., Utzinger, J., Steinmann, P. and Wu, X. H.** (2007). Assessment of the age-specific disability weight of chronic schistosomiasis japonica. *Bulletin of the World Health Organization* **85**, 458–465.
- Jordan, P.** (2000). From Katayama to the Dakhla Oasis: the beginning of epidemiology and control of bilharzia. *Acta Tropica* **77**, 9–40.
- Keiser, J. and Utzinger, J.** (2007). Advances in the discovery and development of novel trematocidal drugs. *Expert Opinion on Drug Discovery* **2** (Suppl. 1), S9–23.
- King, C. H. and Bertino, A. M.** (2008). Asymmetries of poverty: why global burden of disease valuations underestimate the burden of neglected tropical diseases. *PLoS Neglected Tropical Diseases* **2**, e209.
- King, C. H. and Dangerfield-Cha, M.** (2008). The unacknowledged impact of chronic schistosomiasis. *Chronic Illness* **4**, 65–79.
- King, C. H., Dickman, K. and Tisch, D. J.** (2005). Reassessment of the cost of chronic helminthic infection: a meta-analysis of disability-related outcomes in endemic schistosomiasis. *Lancet* **365**, 1561–1569.
- Kolaczinski, J. H., Kabatereine, N. B., Onapa, A. W., Ndyomugenyi, R., Kakembo, A. S. L. and Brooker, S.** (2007). Neglected tropical diseases in Uganda: the prospects and challenge of integrated control. *Trends in Parasitology* **23**, 485–493.
- Laamrani, H., Khallaayoune, K., Madsen, H., Mahjour, J. and Gryseels, B.** (2000). New challenges in schistosomiasis control in Morocco. *Acta Tropica* **77**, 61–67.
- Lammie, P. J., Fenwick, A. and Utzinger, J.** (2006). A blueprint for success: integration of neglected tropical disease control programmes. *Trends in Parasitology* **22**, 313–321.
- Lengeler, C., Utzinger, J. and Tanner, M.** (2002). Questionnaires for rapid screening of schistosomiasis in sub-Saharan Africa. *Bulletin of the World Health Organization* **80**, 235–242.
- Lerer, L. B. and Scudder, T.** (1999). Health impacts of large dams. *Environmental Impact Assessment Review* **19**, 113–123.
- Li, Y. S., Raso, G., Zhao, Z. Y., He, Y. K., Ellis, M. K. and McManus, D. P.** (2007). Large water management projects and schistosomiasis control, Dongting Lake region, China. *Emerging Infectious Diseases* **13**, 973–979.
- Lopez, A. D., Mathers, C. D., Ezzati, M., Jamison, D. T. and Murray, C. J. L.** (2006). Global and regional burden of disease and risk factors, 2001: systematic analysis of population health data. *Lancet* **367**, 1747–1757.
- Martens, W. J. M., Jetten, T. H. and Focks, D. A.** (1997). Sensitivity of malaria, schistosomiasis and dengue to global warming. *Climatic Change* **35**, 145–156.
- Melman, S. D., Steinauer, M. L., Cunningham, C., Kubatko, L. S., Mwangi, I. N., Barker Wynn, N., Mutuku, M. W., Karanja, D. M. S., Colley, D. G.,**

- Black, C. L., Secor, W. E., Mkoji, G. M. and Loker, E. S.** (2009). Reduced susceptibility to praziquantel among naturally occurring Kenyan isolates of *Schistosoma mansoni*. *PLoS Neglected Tropical Diseases* **3**, e504.
- Molyneux, D. H., Hotez, P. J. and Fenwick, A.** (2005). "Rapid-impact interventions": how a policy of integrated control for Africa's neglected tropical diseases could benefit the poor. *PLoS Medicine* **2**, e336.
- Moran, M.** (2005). A breakthrough in R&D for neglected diseases: new ways to get the drugs we need. *PLoS Medicine* **2**, e302.
- Murray, C. J. L., Lopez, A. D., Black, R., Mathers, C. D., Shibuya, K., Ezzati, M., Salomon, J. A., Michaud, C. M., Walker, N. and Vos, T.** (2007). Global burden of disease 2005: call for collaborators. *Lancet* **370**, 109–110.
- Prüss-Üstün, A., Bos, R., Gore, F. and Bartram, J.** (2008). Safer water, better health: costs, benefits and sustainability of interventions to protect and promote health. World Health Organization, Geneva.
- Raso, G., Luginbühl, A., Adjoua, C. A., Tian-Bi, N. T., Silue, K. D., Matthys, B., Vounatsou, P., Wang, Y., Dumas, M. E., Holmes, E., Singer, B. H., Tanner, M., N'Goran, E. K. and Utzinger, J.** (2004). Multiple parasite infections and their relationship to self-reported morbidity in a community of rural Côte d'Ivoire. *International Journal of Epidemiology* **33**, 1092–1102.
- Raso, G., Matthys, B., N'Goran, E. K., Tanner, M., Vounatsou, P. and Utzinger, J.** (2005). Spatial risk prediction and mapping of *Schistosoma mansoni* infections among schoolchildren living in western Côte d'Ivoire. *Parasitology* **131**, 97–108.
- Raso, G., Vounatsou, P., Gosoni, L., Tanner, M., N'Goran, E. K. and Utzinger, J.** (2006a). Risk factors and spatial patterns of hookworm infection among schoolchildren in a rural area of western Côte d'Ivoire. *International Journal for Parasitology* **36**, 201–210.
- Raso, G., Vounatsou, P., McManus, D. P. and Utzinger, J.** (2007). Bayesian risk maps for *Schistosoma mansoni* and hookworm mono-infections in a setting where both parasites co-exist. *Geospatial Health* **2**, 85–96.
- Raso, G., Vounatsou, P., Singer, B. H., N'Goran, E. K., Tanner, M. and Utzinger, J.** (2006b). An integrated approach for risk profiling and spatial prediction of *Schistosoma mansoni*-hookworm coinfection. *Proceedings of the National Academy of Sciences, USA* **103**, 6934–6939.
- Reddy, M., Gill, S. S., Kalkar, S. R., Wu, W., Anderson, P. J. and Rochon, P. A.** (2007). Oral drug therapy for multiple neglected tropical diseases: a systematic review. *JAMA* **298**, 1911–1924.
- Richards, F. O., Jr., Eigege, A., Miri, E. S., Jinadu, M. Y. and Hopkins, D. R.** (2006). Integration of mass drug administration programmes in Nigeria: the challenge of schistosomiasis. *Bulletin of the World Health Organization* **84**, 673–676.
- Rumunu, J., Brooker, S., Hopkins, A., Chane, F., Emerson, P. and Kolaczinski, J.** (2009). Southern Sudan: an opportunity for NTD control and elimination? *Trends in Parasitology* **25**, 301–307.
- Savioli, L., Gabrielli, A. F., Montresor, A., Chitsulo, L. and Engels, D.** (2009). Schistosomiasis control in Africa: 8 years after World Health Assembly Resolution 54.19. *Parasitology* **136**, 1677–1681.
- Scherrer, A. U., Sjöberg, M. K., Allangba, A., Traoré, M., Lohourignon, L. K., Tschannen, A. B., N'Goran, E. K. and Utzinger, J.** (2009). Sequential analysis of helminth egg output in human stool samples following albendazole and praziquantel administration. *Acta Tropica* **109**, 226–231.
- Singer, B. H. and Castro, M. C.** (2007). Bridges to sustainable tropical health. *Proceedings of the National Academy of Sciences, USA* **104**, 16038–16043.
- Smits, H. L.** (2009). Prospects for the control of neglected tropical diseases by mass drug administration. *Expert Review of Anti-Infective Therapy* **7**, 37–56.
- Steinmann, P., Keiser, J., Bos, R., Tanner, M. and Utzinger, J.** (2006). Schistosomiasis and water resources development: systematic review, meta-analysis, and estimates of people at risk. *Lancet Infectious Diseases* **6**, 411–425.
- Stiles, C. W.** (1939). Early history, in part esoteric of the hookworm (uncinariasis) campaign in our southern United States. *Journal of Parasitology* **25**, 283–308.
- Stothard, J. R.** (2009). Improving control of African schistosomiasis: towards effective use of rapid diagnostic tests within an appropriate disease surveillance model. *Transactions of the Royal Society of Tropical Medicine and Hygiene* **103**, 325–332.
- Stothard, J. R., Chitsulo, L., Kristensen, T. K. and Utzinger, J.** (2009). Control of schistosomiasis in sub-Saharan Africa: progress made, new opportunities and remaining challenges. *Parasitology* **136**, 1665–1675.
- Stothard, J. R. and Gabrielli, A. F.** (2007). Schistosomiasis in African infants and preschool children: to treat or not to treat? *Trends in Parasitology* **23**, 83–86.
- Stothard, J. R., Mook, P., Mgeni, A. F., Khamis, I. S., Khamis, A. N. and Rollinson, D.** (2006). Control of urinary schistosomiasis on Zanzibar (Unguja Island): a pilot evaluation of the educational impact of the Juma na Kichocho health booklet within primary schools. *Memórias do Instituto Oswaldo Cruz* **101** (Suppl. 1), 119–124.
- Tanaka, H. and Tsuji, M.** (1997). From discovery to eradication of schistosomiasis in Japan: 1847–1996. *International Journal for Parasitology* **27**, 1465–1480.
- Tchuem Tchuente, L. A. and N'Goran, E. K.** (2009). Schistosomiasis and soil-transmitted helminthiasis control in Cameroon and Côte d'Ivoire: implementing control on a limited budget. *Parasitology* **136**, 1739–1745.
- The *Schistosoma japonicum* Genome Sequencing and Functional Analysis Consortium** (2009). The *Schistosoma japonicum* genome reveals features of host-parasite interplay. *Nature* **460**, 345–351.
- Utzinger, J., Bergquist, R., Xiao, S. H., Singer, B. H. and Tanner, M.** (2003). Sustainable schistosomiasis control – the way forward. *Lancet* **362**, 1932–1934.
- Utzinger, J. and de Savigny, D.** (2006). Control of neglected tropical diseases: integrated chemotherapy and beyond. *PLoS Medicine* **3**, e112.

- Utzinger, J., Zhou, X. N., Chen, M. G. and Bergquist, R.** (2005). Conquering schistosomiasis in China: the long march. *Acta Tropica* **96**, 69–96.
- Vounatsou, P., Raso, G., Tanner, M., N'Goran, E. K. and Utzinger, J.** (2009). Bayesian geostatistical modelling for mapping schistosomiasis transmission. *Parasitology* **136**, 1695–1705.
- Wang, L., Utzinger, J. and Zhou, X. N.** (2008). Schistosomiasis control: experiences and lessons from China. *Lancet* **372**, 1793–1795.
- Wang, L. D., Chen, H. G., Guo, J. G., Zeng, X. J., Hong, X. L., Xiong, J. J., Wu, X. H., Wang, X. H., Wang, L. Y., Xia, G., Hao, Y., Chin, D. P. and Zhou, X. N.** (2009b). A strategy to control transmission of *Schistosoma japonicum* in China. *New England Journal of Medicine* **360**, 121–128.
- Wang, L. D., Guo, J. G., Wu, X. H., Chen, H. G., Wang, T. P., Zhu, S. P., Zhang, Z. H., Steinmann, P., Yang, G. J., Wang, S. P., Wu, Z. D., Wang, L. Y., Hao, Y., Bergquist, R., Utzinger, J. and Zhou, X. N.** (2009a). China's new strategy to block *Schistosoma japonicum* transmission: experiences and impact beyond schistosomiasis. *Tropical Medicine and International Health* **14**, doi:10.1111/j.1365-3156.2009.02403.x.
- WHO** (2002). Prevention and control of schistosomiasis and soil-transmitted helminthiasis: report of a WHO expert committee. *WHO Technical Report Series No. 912*, 1–57.
- WHO** (2004). The world health report 2004: changing history. World Health Organization, Geneva.
- WHO** (2006a). Neglected tropical diseases: hidden successes, emerging opportunities, World Health Organization Geneva.
- WHO** (2006b). Preventive chemotherapy in human helminthiasis: coordinated use of anthelmintic drugs in control interventions: a manual for health professionals and programme managers. World Health Organization, Geneva.
- WHO** (2008). Soil-transmitted helminthiasis. Progress report on number of children treated with anthelmintic drugs: an update towards the 2010 global target. *Weekly Epidemiological Record* **82**, 237–252.
- World Bank** (1993). World Development Report 1993: Investing in Health. Oxford University Press, New York.
- Yang, G. J., Vounatsou, P., Zhou, X. N., Tanner, M. and Utzinger, J.** (2005). A potential impact of climate change and water resource development on the transmission of *Schistosoma japonicum* in China. *Parassitologia* **47**, 127–134.
- Zhou, X. N., Yang, G. J., Yang, K., Wang, X. H., Hong, Q. B., Sun, L. P., Malone, J. B., Kristensen, T. K., Bergquist, N. R. and Utzinger, J.** (2008). Potential impact of climate change on schistosomiasis transmission in China. *American Journal of Tropical Medicine and Hygiene* **78**, 188–194.