

AIDS

Modelling the impact and cost-effectiveness of combination prevention amongst HIV serodiscordant couples in Nigeria --Manuscript Draft--

Manuscript Number:	AIDS-D-15-00101R1
Full Title:	Modelling the impact and cost-effectiveness of combination prevention amongst HIV serodiscordant couples in Nigeria
Article Type:	Original paper (Epidemiology / Social)
Keywords:	antiretroviral therapy; mathematical models; disability-adjusted life years; pre-exposure prophylaxis; treatment as prevention; condom
Corresponding Author:	Kate M Mitchell Imperial College London London, UNITED KINGDOM
Corresponding Author Secondary Information:	
Corresponding Author's Institution:	Imperial College London
Corresponding Author's Secondary Institution:	
First Author:	Kate M Mitchell
First Author Secondary Information:	
Order of Authors:	Kate M Mitchell Aurélia Lépine Fern Terris-Prestholt Kwasi Torpey Hadiza Khamofu Morenike O Folayan Jonah Musa James Anenih Atiene S Sagay Emmanuel Alhassan John Idoko Peter Vickerman
Order of Authors Secondary Information:	
Abstract:	<p>Objective: To estimate the impact and cost-effectiveness of treatment as prevention (TasP), pre-exposure prophylaxis (PrEP) and condom promotion for discordant couples in Nigeria.</p> <p>Design: Mathematical and cost modelling.</p> <p>Methods: A deterministic model of HIV-1 transmission within a cohort of discordant couples and to/from external partners was parameterised using data from Nigeria and other African settings. The impact and cost-effectiveness were estimated for condom promotion, PrEP and/or TasP, compared with a baseline where ART was offered according to 2010 national guidelines (CD4<350 cells/l) to all HIV-positive partners. The impact was additionally compared with a baseline of current ART coverage (35% of those with CD4<350 cells/l). Full costs (in US\$2012) of programme introduction and implementation were estimated from a provider perspective.</p> <p>Results: Substantial benefits came from scaling up ART to all HIV-positive partners according to 2010 national guidelines, with additional smaller benefits of providing</p>

TasP, PrEP or condom promotion. Compared with a baseline of offering ART to all HIV-positive partners at 2010 national guidelines, condom promotion was the most cost-effective strategy (US\$1206/DALY), the next most cost-effective intervention was to additionally give TasP to HIV-positives (incremental cost-effectiveness ratio US\$1607/DALY), followed by additionally giving PrEP to HIV-negatives until partners initiate ART (US\$7870/DALY). When impact was measured in terms of infections averted, PrEP with condom promotion prevented double the number of infections as condom promotion alone.

Conclusions: The first priority intervention for discordant couples in Nigeria should be scaled-up ART access for HIV-positives. Subsequent incremental benefits are greatest with condom promotion and TasP, followed by PrEP.

Dear Editor,

Thank you very much for your consideration of our manuscript, and for the opportunity to submit a revised version.

Please find below responses to each of the referees comments, including details of the changes which have been made to the manuscript. Page numbers refer to the revised manuscript.

Reviewers' comments:

Reviewer #3:

Methods

-- p.5: "Those refusing or dropping out of ART enter the post-ART group and may only initiate ART with CD4<200 cells/mL" : I am not sure I understand the authors' rationale since ART priority eligibility criteria are >350 cells/mL and the new WHO guidelines require initiating ART early.

We assumed that those refusing or dropping out of ART were dropping out of care and would only re-initiate ART once they became symptomatic (which generally only happens with CD4<200 cells/ μ l). We have now made this clear in the text (p6): "Those refusing or dropping out of ART enter the post-ART group and, assuming they only seek treatment upon becoming symptomatic, only (re-) initiate ART with CD4<200 cells/ μ l."

We relaxed this assumption in a sensitivity analysis to see what effect it would have if people in discordant couples dropping out of ART were to re-initiate ART at higher CD4 counts, at either the same rate or half the rate as ART naïve individuals. This has been added to the methods (p9): "In sensitivity analyses...higher rates of ART re-initiation for HIV positive members of serodiscordant couples (same treatment CD4 criteria and 50%,100% rate of ART naïve)... were also investigated".

In contrast to our main analysis - where the most cost-effective initial intervention (in terms of cost per DALY) was usually condom promotion, followed by condom promotion+TasP, and then condom promotion+TasP+short-term PrEP - as rates of ART-recruitment of ART dropouts increased, the most cost-effective intervention (in terms of cost per DALY) became more likely to be TasP, followed by the addition of condom promotion, and then adding short-term PrEP. The ICERs for all interventions became worse (i.e. greater cost per DALY). The results are now given in the sensitivity analysis section of the results (p13): "Higher rates of ART re-initiation gave increased impact for TasP, but decreased impact for PrEP and condom promotion, and all interventions cost more per DALY averted. With increasing ART re-initiation, TasP was more likely to be the most cost-effective initial intervention, followed by condom promotion, and the addition of PrEP was less likely to be cost-effective."

-- p.6: "with additional data from Europe informing estimates for those on ART": Why using estimates from Europe for Nigeria?

For CD4 transition rates on ART, we used data from two separate studies in South Africa as well as estimates from a previous cost-effectiveness analysis for ART in Nigeria (Schneider et al 2013), which was based upon European data. This only affects our estimate of the probability of moving from CD4 200-350 up to CD4>350, where the European data gives a lesser lower-bound than the South African studies (the upper bound reflects the higher rates seen in South Africa). We have retained this lower European estimate, as it comes from a larger cohort who were followed for a longer period of time

than the South African cohorts, and it captures the slower rates of CD4 increase observed after a longer period on ART. Slower rates of CD4 increase over time on ART have also been seen in studies from low-income countries (e.g. Nash et al 2008, now added as a reference in Table S1). We have not seen any studies directly comparing rates of CD4 reconstitution in African vs European settings so it is not clear whether this is likely to vary substantially between settings.

-- p.7: "Cost model": it would be good to give more detail in the main text; for example on whether increasing marginal costs were taken into account, especially as it is quite costly to find HIV-positive individuals in need of treatment.

We have added more detail about the cost model in the methods (p7). We now explicitly state that the costs do not include the costs of identifying serodiscordant couples (p7: "The costs of identifying serodiscordant couples are not included."), and we have made it clear at the start of the methods section (p5) that we are modelling interventions amongst discordant couples who have already been identified through testing in ANC (p5: "This model was ... used to estimate the impact and cost-effectiveness of the interventions among serodiscordant couples already identified through ANC.") We agree that the costs of identification of serodiscordant couples will be large, however they will not affect our incremental cost-effectiveness ratios since identification of couples – with all of its associated benefits and costs - is assumed to happen in all of the intervention scenarios, including the baseline scenario.

-- p.8: Why keep ART coverage at 35% if the model is run for 20 years? It seems odd not to increase ART coverage over time using recent trends.

We agree that ART coverage is very likely to increase in the future, although it is difficult to predict this trend precisely. Our main aim with this model was to reflect the current situation and to provide predictions for different treatment scenarios that can then be used to guide future decision making on how interventions should be scaled up. Our modelled scenarios include increased ART coverage of HIV positives at current guidelines, as well as higher coverage regardless of CD4 count, both of which are predicted to be highly effective, and are recommended by this analysis.

-- p.8: it would be good to have results with a 3% discount rate as the baseline as this is commonly implemented in CEA.

To enable direct comparison with other studies using a 3% discount rate, we have given the ICERs using the 3% discount rate for the four interventions which fall on the efficiency frontier in the sensitivity analysis results (p12: "...ICERs were improved (condom promotion: US\$590/DALY, adding TasP: US\$1054/DALY, adding short-term PrEP: US\$3536/DALY, switching to long-term PrEP: US\$9259/DALY)"). However, we have kept the 10% discount rate for the main results, as we believe this more accurately represents the preference for the present in Nigeria, as discussed in detail in the Discussion section (p15).

-- Table 1 is very difficult to read.

We have reduced the number of columns in table 1 (only one range – used in sensitivity analysis – is given, units are now given with the parameter description, and sources/references have been moved to the supplementary material – table S1). We have also reduced the amount of text in table 1 and moved the description of some parameters –probability of starting ART due to being symptomatic,

probability of death from non-HIV related causes, HIV prevalence in the general population, and proportion with an external partner – to the supplementary material, as they did not fit the table format well. We have also reduced the spacing and font size and hope that this makes the table easier to read.

Discussion

-- It would be good if the authors could compare their ICER results with other results for HIV prevention and treatment interventions, in addition to PrEP interventions.

We have now included a comparison of our results with two other studies – in South Africa and Kenya – which looked at the cost-effectiveness of combination prevention, including PrEP, early ART, and in one study, behaviour change. (p15: “In agreement with our findings that condom promotion and TasP were more cost-effective than PrEP, a modelling study of a hyperendemic southern African setting found that it was more cost-effective to first give early ART before introducing PrEP [12]. Another study of combination prevention in Kenya found that it was usually most cost-effective to first implement behaviour change interventions, followed by early ART, and then PrEP[33].”)

-- It would be good if the authors could discuss the feasibility and acceptability of these combined interventions in the context of Nigeria and its rather weak health system.

We have now included an additional paragraph mentioning recently published results of formative research into attitudes towards PrEP use in Nigeria, and discussing the further information we will obtain on all of the interventions from ongoing PrEP demonstration projects among discordant couples in Nigeria (p16: “Formative research looking at perceptions of PrEP use in Nigeria found broad acceptability, although concerns were raised about the impact of stigma and sustainability of PrEP interventions[39]. The current PrEP demonstration project occurring among Nigerian serodiscordant couples will give a clearer picture of PrEP feasibility, as well as levels of condom use and ART uptake among serodiscordant couples.”)

Reviewer #5: Video and Audio content comments:

The study objective is to estimate the impact and cost-effectiveness of PrEP, TasP and condom promotion for serodiscordant couples in Nigeria. Authors used an interesting, quite complicated, deterministic, compartmental cohort model.

Methods are very well detailed and well referenced. Results are clearly reported. Authors recognized some limitations of the study (i.e most of the data used to inform this analysis came from outside Nigeria) In any case this is a very interesting manuscript with important information for public health interventions/policies in developing countries

We thank the reviewer for their supportive comments.

Editor Comment: Please limit the number of references to about 40.

We have reduced the number of references in the main text to 40. In order to do this, we have reduced the mention of references used to parameterise the model in the main text and table 1, and reproduced table 1 with all of the references in the supplementary material, as table S1. In the Methods we have retained only the references containing Nigerian data, others are given in the supplementary material.

Other changes made:

- *Short title changed to meet character limit (p2; new short title: HIV prevention in discordant couples)*
- *Sentence removed from the Discussion to reduce the word count to the specified limit: (sentence removed from p14: "Some studies suggest that the initial counselling visit accounts for most of the increase in condom use[9, 10], so less intensive condom promotion than was modelled here may suffice, further reducing costs.")*
- *Throughout the manuscript we have rephrased sentences while retaining the original meaning, in order to reduce the word count following the additions made in response to the reviewers' comments.*
- *We have added acknowledgements to Simon Cartier, Edward Oladele and Ignatius Mogaba for help with providing the data on discordant couples in Nigeria*
- *In the supplementary material, reference Gupta et al 2006 has been removed, this was cited in error; for the mass media costs, we now reference Bollinger et al 2006.*

Justification for having 12 authors:

This analysis involved the separate development of two different models – transmission dynamics and cost models – both of which required large amounts of data from diverse sources. We made every effort in this analysis to acquire as much data from Nigeria as possible, some of it unpublished, and a number of people were involved in obtaining this data. Kate Mitchell and Peter Vickerman conceived and carried out the transmission modelling, and Aurelia Lepine and Fern Terris-Prestholt designed and built the cost model. All of the other authors provided input and help with acquiring data from early on in this project. In particular, Kwasi Torpey and Hadiza Khamofu from FHI 360 provided unpublished data on discordant couples in Nigeria, Atiene Sagay provided data from Jos University hospital on HIV testing in ANC and cost data associated with ART, Jonah Musa provided costs data, James Anenih and Emmanuel Alhassan co-ordinated data requests and collection from different sites, Morenike Folayan and John Idoko co-ordinated the study and advised on the overall direction and John Idoko provided oversight. Kate Mitchell and Aurelia Lepine wrote different sections of the original manuscript, Peter Vickerman and Fern Terris-Prestholt critically revised the manuscript, Morenike Folayan and Kwasi Torpey made additions to the manuscript, and all authors approved the final version. Without the input of all 12 authors, it would not have been possible to bring together so much Nigerian data and carry out both analyses.

Abstract

Objective: To estimate the impact and cost-effectiveness of treatment as prevention (TasP), pre-exposure prophylaxis (PrEP) and condom promotion for discordant couples in Nigeria.

Design: Mathematical and cost modelling.

Methods: A deterministic model of HIV-1 transmission within a cohort of discordant couples and to/from external partners was parameterised using data from Nigeria and other African settings. The impact and cost-effectiveness were estimated for condom promotion, PrEP and/or TasP, compared with a baseline where ART was offered according to 2010 national guidelines (CD4<350 cells/ μ l) to all HIV-positive partners. The impact was additionally compared with a baseline of current ART coverage (35% of those with CD4<350 cells/ μ l). Full costs (in US\$2012) of programme introduction and implementation were estimated from a provider perspective.

Results: Substantial benefits came from scaling up ART to all HIV-positive partners according to 2010 national guidelines, with additional smaller benefits of providing TasP, PrEP or condom promotion. Compared with a baseline of offering ART to all HIV-positive partners at 2010 national guidelines, condom promotion was the most cost-effective strategy (US\$1206/DALY), the next most cost-effective intervention was to additionally give TasP to HIV-positives (incremental cost-effectiveness ratio US\$1607/DALY), followed by additionally giving PrEP to HIV-negatives until partners initiate ART (US\$7870/DALY). When impact was measured in terms of infections averted, PrEP with condom promotion prevented double the number of infections as condom promotion alone.

Conclusions: The first priority intervention for discordant couples in Nigeria should be scaled-up ART access for HIV-positives. Subsequent incremental benefits are greatest with condom promotion and TasP, followed by PrEP.

Full Title: Modelling the impact and cost-effectiveness of combination prevention amongst HIV serodiscordant couples in Nigeria

Short title: HIV prevention in discordant couples

Kate M MITCHELL^{1*}, Aurélie LEPINE¹, Fern TERRIS-PRESTHOLT¹, Kwasi TORPEY², Hadiza KHAMOFU², Morenike O FOLAYAN³, Jonah MUSA⁴, James ANENIH⁵, Atiene S SAGAY⁴, Emmanuel ALHASSAN⁵, John IDOKO⁵, Peter VICKERMAN⁶

¹London School of Hygiene and Tropical Medicine, London, UK

²Family Health International, Abuja, Nigeria

³Obafemi Awolowo University and New HIV Vaccine and Microbicide Advocacy Society, Lagos, Nigeria

⁴University of Jos, Jos, Nigeria

⁵National Agency for the Control of AIDS, Abuja, Nigeria

⁶University of Bristol, Bristol, UK

*current address: Imperial College London, London, UK

Corresponding author:

Kate Mitchell

Imperial College London

St Mary's Campus

Norfolk Place

London W2 1PG

Email: Kate.Mitchell@imperial.ac.uk

Word count: 3500 (limit 3500)

Conflicts of interest: The authors have no conflicts of interest to declare

Source of Funding: Bill and Melinda Gates Foundation

Abstract

Objective: To estimate the impact and cost-effectiveness of treatment as prevention (TasP), pre-exposure prophylaxis (PrEP) and condom promotion for serodiscordant couples in Nigeria.

Design: Mathematical and cost modelling.

Methods: A deterministic model of HIV-1 transmission within a cohort of serodiscordant couples and to/from external partners was parameterised using data from Nigeria and other African settings. The impact and cost-effectiveness were estimated for condom promotion, PrEP and/or TasP, compared with a baseline where ART was offered according to 2010 national guidelines (CD4<350 cells/ μ l) to all HIV-positive partners. The impact was additionally compared with a baseline of current ART coverage (35% of those with CD4<350 cells/ μ l). Full costs (in US\$2012) of programme introduction and implementation were estimated from a provider perspective.

Results: Substantial benefits came from scaling up ART to all HIV-positive partners according to 2010 national guidelines, with additional smaller benefits of providing TasP, PrEP or condom promotion. Compared with a baseline of offering ART to all HIV-positive partners at 2010 national guidelines, condom promotion was the most cost-effective strategy (US\$1206/DALY), the next most cost-effective intervention was to additionally give TasP to HIV-positives (incremental cost-effectiveness ratio US\$1607/DALY), followed by additionally giving PrEP to HIV-negatives until partners initiate ART (US\$7870/DALY). When impact was measured in terms of infections averted, PrEP with condom promotion prevented double the number of infections as condom promotion alone.

Conclusions: The first priority intervention for serodiscordant couples in Nigeria should be scaled-up ART access for HIV-positives. Subsequent incremental benefits are greatest with condom promotion and TasP, followed by PrEP.

Key words

Antiretroviral therapy; mathematical models; disability-adjusted life years; pre-exposure prophylaxis; treatment as prevention; condom

Introduction

Although HIV incidence in Nigeria declined by more than 50% between 2001 and 2012, it remains the second-largest epidemic in the world, with 3.4 million people infected[1]. Only an estimated 35% of those eligible for antiretroviral therapy (ART) in Nigeria currently receive it[1].

Previous modelling for Nigeria using the UNAIDS modes of transmission model estimated that a large proportion (26-46%) of new HIV infections occur among couples in stable relationships [2]. Efforts are being stepped up to identify those in serodiscordant partnerships, by testing the male partners as well as the women attending antenatal care (ANC) for HIV[3].

Trials have demonstrated that pre-exposure prophylaxis (PrEP)[4] and treatment as prevention (TasP)[5] can substantially reduce transmission within serodiscordant partnerships. The Partners PrEP trial found that daily PrEP for HIV-negative partners in heterosexual serodiscordant couples reduced incidence by 67-75%[4]. Other studies giving PrEP to HIV-negative heterosexuals (not restricted to those in serodiscordant partnerships) have had mixed results, with PrEP effectiveness driven by medication adherence[6]. The HPTN 052 trial found that TasP – giving ART immediately to the HIV-positive partner, rather than waiting until they reached the recommended CD4 threshold to initiate ART – reduced transmission within serodiscordant partnerships by 96%[5]. Prospective studies have found lower protection levels in real-world settings[7].

Several studies have found that people increase condom use once they discover they are in an HIV-serodiscordant relationship[8-10], with this increase happening soon after diagnosis[8, 9]. Additional increases in condom use by serodiscordant couples have been reported following

couples[9] and male-focussed[10] HIV testing and counselling, with very high condom use reported by serodiscordant couples in HIV-prevention trials[4, 5, 11].

There is increasing interest in measuring the impact of combinations of prevention tools on HIV incidence, with mathematical modelling playing a key role in guiding policy makers by providing estimates of the combined impact of different interventions. Several models have been used to estimate the impact and cost-effectiveness of combination HIV prevention in South Africa[12, 13], but these findings cannot easily be extrapolated to Nigeria, which has higher male circumcision rates, lower HIV prevalence, and lower per-capita wealth than South Africa.

This study aimed to estimate the impact and cost-effectiveness of PrEP, TasP and condom promotion for serodiscordant couples in Nigeria.

Methods

We developed a mathematical model describing HIV-1 transmission within serodiscordant heterosexual partnerships and to/from external sexual partners. This model was parameterised with behavioural, biological and cost data from Nigeria and elsewhere, and used to estimate the impact and cost-effectiveness of the interventions among serodiscordant couples already identified through ANC.

Transmission model

The model is a deterministic, compartmental cohort model, dividing HIV-negatives by PrEP status, HIV-positives by CD4 count (>350 cells/ μ l, $200-350$ cells/ μ l, <200 cells/ μ l) and ART status (naïve, on ART, post-ART), and couples by whether they are receiving condom promotion. PrEP

and condom promotion are assumed to be initiated at the beginning, whereas ART can also be initiated later, at a rate reflecting eligibility, CD4-testing frequency and ART acceptance. Those refusing or dropping out of ART enter the post-ART group and, assuming they only seek treatment upon becoming symptomatic, only (re-) initiate ART with $CD4 < 200$ cells/ μ l. HIV-negatives are assumed to stop taking PrEP due to dropout, acquiring infection, or (for some interventions) their partner starting ART. Couples receiving condom promotion have higher within-partnership condom use, but the same rates of condom use with external partners, as couples not receiving it. Conservatively, within-partnership condom use falls to non-intervention levels when couples drop out of condom promotion. HIV-negative partners acquire HIV either from their HIV-positive partner or from external partners, at a rate dependent upon frequency of sex, condom, ART and PrEP use, and CD4 count. All newly infected individuals have an initial CD4 count > 350 cells/ μ l. CD4 counts decline amongst HIV-positives off ART, and increase on ART. Further details and equations are in supplement 1.

Transmission model parameters

All of the parameters are defined in Table 1, with data sources in Table S1.

Death rates and CD4 transition probabilities by CD4 count and ART status were estimated from data from other African countries, with additional data from Europe informing on-ART estimates. Age- and gender-specific non-HIV-related death rates were estimated from World Health Organisation (WHO) life-tables. All rates were converted to monthly probabilities. Data on sexual behaviour, CD4 counts at diagnosis, discordant couple characteristics and HIV testing came from Nigerian studies[14, 15].

Condom use by serodiscordant couples, with and without condom promotion, and ART acceptance rates were estimated from studies conducted elsewhere in Africa. Rates of ART

dropout were taken from Nigerian studies[16, 17], dropout rates from condom promotion and pre-ART care were informed by data from elsewhere in Africa, and PrEP dropout was informed by dropout rates in PrEP trials. The efficacy of PrEP, ART, male circumcision and condoms in reducing HIV transmission came from published trials and meta-analyses.

Cost model

Full costs (in US\$2012) of programme introduction and implementation were estimated from a provider perspective and computed from costing studies conducted in Nigeria[18, 19] and elsewhere. For PrEP and ART, total costs include start-up costs (training and mass media campaigns), drug, laboratory tests and logistics, and facility delivery costs. Facility delivery costs take into account the number of visits patients make to health care facilities (including additional visits early on), and the duration and staff salary costs for each visit. ART costs include the costs of treating opportunistic infections. The costs of identifying serodiscordant couples are not included. Costs were calculated per person per year for PrEP and ART, and per couple per year for condom promotion. For further details see supplement 1.

Intervention scenarios

The main baseline scenario was offering ART at 2010 national guidelines (CD4<350 cells/ μ l) to all HIV-positive partners in serodiscordant couples. An additional baseline used for the impact analysis only assumed current ART coverage levels (35%) amongst eligible HIV-positive partners.

The intervention scenarios considered (in addition to the baseline offering ART at CD4<350 cells/ μ l to all HIV-positive partners) were: TasP (offering ART to all HIV-positives); short-term PrEP (offering PrEP to HIV-negatives whose partner is not on ART, ceasing when their partner

initiates ART or they contract HIV); long-term PrEP (offering PrEP to all HIV-negatives, ceasing when they contract HIV); condom promotion; and all combinations of these. For PrEP scenarios, we assumed 60% of HIV-negative partners accept and start using PrEP. We assumed 80% of couples begin the condom promotion program when offered.

Model calibration and analysis

Latin Hypercube Sampling[20] was used to sample all biological, behavioural and cost parameters from their ranges (Table 1) 2000 times. All parameters were uniformly distributed apart from ART efficacy (triangular distribution).

The model was run for two years without ART using each of these 2000 parameter combinations in turn; those giving an average incidence among HIV-negative partners between 2-9 new infections per 100 person-years were retained for subsequent analyses. This range reflects low HIV incidence in serodiscordant couples in clinical trials[5] up to higher rates seen in cohorts in Zambia and Uganda[21, 22]. All retained parameter sets were run for 20 years, for each baseline scenario and each combination of interventions.

The impact of each intervention scenario was estimated in comparison with each of the baseline scenarios in terms of infections averted, percentage infections averted or disability-adjusted-life-years (DALYs) averted, amongst members of both the serodiscordant couple cohort and the pool of external partners, over 20 years. DALYs were calculated by summing up person-years spent in different CD4 and ART categories, weighted with values from the 2010 Global Burden of Disease study. Incremental costs associated with each intervention were estimated in comparison to the baseline scenario (with ART offered to all eligible HIV-positive partners). Cost-effectiveness was calculated as the incremental cost per infection or DALY

averted over 20 years. Both impacts and costs were discounted into the future at a rate of 10% per year in the main analysis, accounting for the high preference for the present observed in Nigeria[23-26]. Uncertainty in predicted impacts were summarised using 95% credible intervals (CrI), which bound the central 95% of impacts obtained across all parameter combinations. ANCOVA was used to identify which parameters most influenced intervention impact and cost.

The median incremental cost and impact of each intervention combination were plotted to identify the efficiency frontier, which joins the incrementally most cost-effective interventions as resources increase. The cost-effectiveness thresholds used were 1×GDP (US\$2742)[27] and 3×GDP (US\$8226) per DALY averted for highly cost-effective and cost-effective interventions respectively.

In sensitivity analyses, alternative discount rates (3%, 15%), time horizons (10 years, full cohort lifetime), acceptance rates for PrEP (40%, 80%) and condom promotion (40%, 60%), and higher rates of ART re-initiation for HIV positive members of serodiscordant couples (same treatment CD4 criteria and 50%,100% rate of ART naïve) were also investigated.

Results

Selected parameter sets

Of 2,000 parameter combinations investigated, 1,103 gave HIV incidence amongst HIV-negative partners between 2 and 9 per 100 person-years over the first two years (median incidence 5/100 person-years). These parameter combinations were used for all subsequent analyses. A median 0.2% of infections came from external partners (range 0.02-2.4%).

Impact

Compared with current ART coverage

Compared with current ART coverage (35% of those eligible), offering ART to all eligible (CD4<350 cells/ μ l) HIV-positive partners in serodiscordant couples averted 15% of all infections over 20 years. This equated to 35% of the infections averted under the strategy with the greatest impact (TasP, long-term PrEP and condom promotion), and 73% of the DALYs (Fig. 1).

Compared with 2010 national treatment guidelines baseline

Compared with a baseline scenario where all HIV-positive partners in serodiscordant couples were offered ART once they reached a CD4 count<350 cells/ μ l, the relative impact of each intervention differed by impact measure (Fig. 2). Long-term PrEP averted the greatest proportion of remaining infections (15%), followed by condom promotion (11%), short-term PrEP (10%) and TasP (10%) (Fig. 2a). In terms of DALYs averted, TasP had the greatest impact, followed by long-term PrEP, short-term PrEP and condom promotion (Fig. 2b). The greatest impact using either measure was achieved with a combination of TasP, long-term PrEP and condom promotion, which averted 30% of infections (95% CrI 20-50%), and 356 DALYs (95% CrI 213-565).

Influential parameters

The parameters most influencing the impact were frequency of sex within serodiscordant partnerships, per-sex-act transmission probability, intervention efficacy and dropout rates (supplement 1). Cost estimates were most influenced by intervention dropout rates and yearly per-person intervention costs.

Cost-effectiveness

Cost-effectiveness was only estimated in comparison with a baseline scenario where all HIV-positive partners in serodiscordant couples were offered ART at CD4 <350 cells/ μ l. For impact on infections averted, Fig. 3a suggests that as more resources become available, after giving ART to HIV-positives with CD4<350 cells/ μ l, the most cost-effective interventions were: condom promotion, then additionally giving short-term PrEP to HIV-negatives (almost doubling the number of infections averted compared with condom promotion alone), then switching to long-term PrEP alongside condom promotion, and finally, additionally giving TasP to HIV-positives. This order was well conserved across the different parameter combinations; 61%(668/1103) gave this same sequence. All parameter combinations suggested condom promotion as the initial intervention, and 90%(997/1103) suggested adding short-term PrEP next.

For impact on DALYs, the most cost-effective initial intervention was condom promotion, but as more resources become available the next most cost-effective intervention was additionally giving TasP to HIV-positives, followed by additionally giving short-term PrEP (Fig. 3b). For the median values, condom promotion and the addition of TasP were incrementally highly cost-effective at a threshold of 1 \times GDP (incremental cost-effectiveness ratio (ICER) US\$1206/DALY and US\$1607/DALY, respectively). The median incremental benefit of adding short-term PrEP to the condom promotion and TasP interventions was cost-effective at a threshold of 3 \times GDP (ICER US\$7870/DALY), but not at 1 \times GDP. With more resources, a slight additional benefit came from switching to long-term PrEP, but this was not cost-effective (ICER US\$19054/DALY). There was substantial agreement across parameter sets: 57% gave this same order for prioritising interventions, with a further 32% suggesting TasP as the most cost-effective initial intervention, followed by condom promotion with TasP; 99% of parameter combinations had

condom promotion with TasP on the efficiency frontier as the second or third intervention . Using a cost-effectiveness threshold of 1×GDP, when condom promotion was the first indicated strategy, this was cost-effective for 741/742(99%) of these parameter sets, and progressing to an intervention with TasP and condom promotion was incrementally cost-effective for 96%(712/742) of parameter combinations. When TasP was the first indicated strategy, this was cost-effective (at 1×GDP) for 356/361(99%) of parameter sets, and adding condom promotion to TasP was cost-effective for 151/352(43%). Adding short-term PrEP to a condom use with TasP strategy was only cost-effective for 1% of parameter combinations using a 1×GDP threshold. Using a cost-effectiveness threshold of 3×GDP, condoms with TasP (via TasP or condoms alone) was incrementally cost-effective for 99% of parameter combinations, the addition of short-term PrEP was cost-effective for 73%, and the subsequent switch to long-term PrEP for 6%.

At higher incidence, more infections and DALYs were averted by each intervention ($p < 0.001$ for all), and the cost per infection or DALY averted decreased ($p < 0.001$ for all). With higher incidence, condom promotion (rather than TasP) was more likely to be the initial intervention on the DALY efficiency frontier, but no difference was seen in the order of the efficiency frontier for infections averted.

Sensitivity analyses

Higher discount rates reduced cost-effectiveness (Fig. S2). With the more standard 3% annual discount rate (vs.10%), the order of incrementally cost-effective interventions remained the same, but ICERs were improved (condom promotion: US\$590/DALY, adding TasP: US\$1054/DALY, adding short-term PrEP: US\$3536/DALY, switching to long-term PrEP: US\$9259/DALY).

Increased impact and cost-effectiveness were seen over longer timescales (Fig. S3). Assessing the impact over 10 rather than 20 years changed the order of incrementally cost-effective interventions, with TasP becoming the most cost-effective initial intervention, followed by condom promotion with TasP (Fig. S3).

Assuming different initial PrEP coverage (40% or 80% rather than 60%) made little difference to the number of DALYs averted, but higher coverage increased total costs (results not shown). Lower initial condom promotion coverage (40% or 60% rather than 80%) slightly reduced both costs and DALYs averted, and slightly reduced the cost per DALY (results not shown). The order of incrementally cost-effective interventions remained the same.

Higher rates of ART re-initiation gave increased impact for TasP, but decreased impact for PrEP and condom promotion, and all interventions cost more per DALY averted. With increasing ART re-initiation, TasP was more likely to be the most cost-effective initial intervention, followed by condom promotion, and the addition of PrEP was less likely to be cost-effective.

Discussion

We found that offering ART to all HIV-positive partners in serodiscordant couples in line with national treatment guidelines would have a large effect on survival and HIV transmission. Condom promotion for serodiscordant couples was predicted to be highly cost-effective and effective in reducing transmission within partnerships. In addition, treatment as prevention - already recommended by WHO for serodiscordant partnerships[28] - was predicted to bring about substantial and highly cost-effective additional gains in DALYS averted. Additionally offering HIV-negative partners PrEP until their HIV-positive partner initiated ART was also predicted to be cost-effective (US\$7870/DALY). After offering ART to HIV-positive partners at

CD4 count < 350 cells/ μ l, offering HIV-negative partners PrEP until their HIV-positive partner began ART was predicted to avert 10% of remaining new HIV infections.

Despite considerable uncertainty in several model parameters, we found consistent results for the efficiency frontier, with condom promotion and TasP for HIV-positives almost always recommended as the first two interventions to initiate to avert DALYs, followed by short-term PrEP for HIV-negatives, and condom promotion with short-term PrEP for HIV-negatives recommended to prevent new infections efficiently.

This analysis highlights the importance of condom promotion as part of combination prevention for serodiscordant couples – this costs the healthcare provider relatively little, but can substantially increase condom use, reducing the likelihood of within-couple transmission.

We allowed transmission rates amongst serodiscordant couples to vary between 2 and 9 new infections per 100 person-years, in the absence of Nigeria-specific incidence estimates. We expect transmission rates amongst serodiscordant couples in Nigeria to be somewhat lower than the higher transmission estimates (up to 9 per 100 person-years) from studies in Zambia and Uganda, since Nigeria has higher circumcision rates[29], and these studies were conducted in populations with very low condom use[21], or amongst couples unaware of their HIV status[22]. We predicted that PrEP, TasP and condom promotion would be more cost-effective at higher incidence, and so data on behaviour and incidence from demonstration projects will be crucial for improving the accuracy of cost-effectiveness estimates for Nigeria.

We predicted that very few infections (<3%) amongst HIV-negative people in serodiscordant partnerships would come from external partners, lower than the estimated 20-30% in clinical trials[5, 30]. This is in agreement with previous modelling for sub-Saharan Africa which predicted that less than 3% of HIV infections among serodiscordant couples would come from external partners in countries with low (\leq 3%) HIV prevalence[31].

In comparison with previous African cost-effectiveness studies[12, 13, 32], there is less difference in our study between the estimated annual costs of PrEP and ART; this is likely to be because our cost estimates for PrEP and ART include all of the same components, whereas previous studies often took into account more components for ART than for PrEP. A previous modelling study of serodiscordant couples in South Africa[13] suggested that PrEP may be more cost-effective than early ART for the relative ratio of PrEP to ART costs and PrEP efficacy used in our study, in couples with 'typical' levels of risk. This was not found in our study, perhaps because we assumed lower levels of unprotected sex with external partners and a lower ratio of risk of infection from external relative to stable partners, leading to fewer infections coming from external partners. In agreement with our findings that condom promotion and TasP were more cost-effective than PrEP, a modelling study of a hyperendemic southern African setting found that it was more cost-effective to first give early ART before introducing PrEP[12]. Another study of combination prevention in Kenya found that it was usually most cost-effective to first implement behaviour change interventions, followed by early ART, and then PrEP[33].

We assumed a discount rate of 10% for both impacts and costs in our baseline analysis, which led to lower estimated cost-effectiveness than for the more standard 3% discount rate. While the 3% discount rate is usually recommended[34], it may not reflect the willingness to trade-off future for present consumption in Nigeria. Although the preference for present is in theory well captured by the interest rate, the presence of market imperfections as well as the inability of the interest rate to account for the interest of future generations[35] justifies our decision not to use the interest rate as a proxy for the societal discount rate. Instead, we found evidence that preference for present is particularly high in Nigeria since discount rates used in Nigeria project reports varied between 8.0% and 13.7%[23-26].

We permitted a wide range of ART efficacy in our analysis, with a preference for higher efficacies, reflecting the fact that some observational studies have found lower levels of transmission reduction than clinical trials[7, 36]. High rates of viral suppression, between 77-90%[17, 37] have been reported for ART patients in Nigeria, which compares well with the levels of viral suppression (70%[38], 89%[5]) measured in transmission studies which found high levels of reduction in transmission (92%,96% respectively). Therefore assuming a large effect in this setting seems reasonable.

Formative research looking at perceptions of PrEP use in Nigeria found broad acceptability, although concerns were raised about the impact of stigma and sustainability of PrEP interventions[39]. The current PrEP demonstration project occurring among Nigerian serodiscordant couples will give a clearer picture of PrEP feasibility, as well as levels of condom use and ART uptake among serodiscordant couples.

Limitations

Much of the data used to inform this analysis came from outside Nigeria, and while HIV progression and mortality estimates are not expected to differ greatly between countries, there could be strain-related differences in survival and progression[40]. Most of the behavioural data came from married people of unknown HIV status, which may underestimate the risk behaviour of serodiscordant couples. We did not consider second-line ART which may have affected our ART cost estimates. We assumed that the infectiousness of HIV-positive individuals decreased to low levels as soon as they started ART, with partners immediately stopping short-term PrEP. We therefore did not evaluate the cost-effectiveness of the more realistic scenario where HIV-negative partners continue to take PrEP for several months after ART initiation, while viral loads decline. Previous modelling suggests only a small impact is achieved over this period[13].

In conclusion, these results suggest that the best first intervention strategy for serodiscordant couples in Nigeria would be ensuring that all HIV-positives are offered ART at current national guidelines. Additional reduction in new infections could be achieved by promoting condom use amongst serodiscordant couples, and offering PrEP to HIV-negatives until their partner initiates ART. Additional DALYs could be averted through condom promotion for couples and TasP for HIV-positive partners, which would both be incrementally highly cost-effective, followed by offering PrEP to HIV-negatives until their partner initiates ART.

Acknowledgements

Author contributions:

KMM and PV designed the modelling study; FTP and AL designed the costing study; MOF and JI co-ordinated the study and advised on the overall direction; JI oversaw the project; KMM constructed and analysed the dynamic model; AL collected cost data and constructed the cost model; KT, HK, AS, JM, JA and EA provided data for the models; KMM wrote the first draft of the manuscript; AL wrote the cost sections of the manuscript; PV and FTP critically revised the manuscript; MOF and KT made additions to the manuscript; all authors approved the final version of the manuscript.

Acknowledgements:

The authors would like to thank Patrick Ikani, Godwin Etim and Samuel Udemezue for help with collecting data to inform the cost model, and Simon Cartier, Edward Oladele and Ignatius Mogaba for help with providing the data on discordant couples in Nigeria.

References

1. UNAIDS. *Global report: UNAIDS report on the global AIDS epidemic 2013*. 2013.
2. UNAIDS. *New HIV infections by mode of transmission in West Africa: a multi-country analysis*. 2010.
3. Ezeama C, Eleje G, Okonkwo T, Ikechebelu J. Partner human immunodeficiency virus sero-discordance in Nnewi, Nigeria. *Journal of HIV and Human Reproduction* 2014,**2**:2-7.
4. Baeten JM, Donnell D, Ndase P, Mugo NR, Campbell JD, Wangisi J, *et al*. Antiretroviral prophylaxis for HIV prevention in heterosexual men and women. *N Engl J Med* 2012,**367**:399-410.
5. Cohen MS, Chen YQ, McCauley M, Gamble T, Hosseinipour MC, Kumarasamy N, *et al*. Prevention of HIV-1 infection with early antiretroviral therapy. *N Engl J Med* 2011,**365**:493-505.
6. Hendrix Craig W. Exploring concentration response in HIV pre-exposure prophylaxis to optimize clinical care and trial design. *Cell* 2013,**155**:515-518.
7. Anglemeyer A, Horvath T, Rutherford G. Antiretroviral therapy for prevention of HIV transmission in HIV-discordant couples. *JAMA* 2013,**310**:1619-1620.
8. Kamenga M, Ryder RW, Jingu M, Mbuyi N, Mbu L, Behets F, *et al*. Evidence of marked sexual-behavior change associated with low HIV-1 seroconversion in 149 married couples with discordant HIV-1 serostatus - experience at an HIV counseling-center in Zaire. *AIDS* 1991,**5**:61-67.
9. Rosenberg NE, Pettifor AE, De Bruyn G, Westreich D, Delany-Moretlwe S, Behets F, *et al*. HIV testing and counseling leads to immediate consistent condom use among South African stable HIV-discordant couples. *J Acquir Immune Defic Syndr* 2013,**62**:226-233.
10. Roth DL, Stewart KE, Clay OJ, van der Straten A, Karita E, Allen S. Sexual practices of HIV discordant and concordant couples in Rwanda: effects of a testing and counselling programme for men. *Int J STD AIDS* 2001,**12**:181-188.
11. Hughes JP, Baeten JM, Lingappa JR, Magaret AS, Wald A, de Bruyn G, *et al*. Determinants of per-coital-act HIV-1 infectivity among African HIV-1-serodiscordant couples. *J Infect Dis* 2012,**205**:358-365.
12. Cremin Í, Alsallaq R, Dybul M, Piot P, Garnett G, Hallett TB. The new role of antiretrovirals in combination HIV prevention: a mathematical modelling analysis. *AIDS* 2013,**27**:447-458.
13. Hallett TB, Baeten JM, Heffron R, Barnabas R, de Bruyn G, Cremin Í, *et al*. Optimal uses of antiretrovirals for prevention in HIV-1 serodiscordant heterosexual couples in South Africa: a modelling study. *PLoS Med* 2011,**8**:e1001123.
14. National Population Commission (NPC) [Nigeria] and ICF Macro. *Nigeria demographic and health survey 2008*. Abuja, Nigeria; 2009.
15. National Agency for the Control of AIDS (Nigeria). *United Nations general assembly special session (UNGASS) country progress report 2008-2009*. 2010.
16. Charurat M, Oyegunle M, Benjamin R, Habib A, Eze E, Ele P, *et al*. Patient retention and adherence to antiretrovirals in a large antiretroviral therapy program in Nigeria: a longitudinal analysis for risk factors. *PLoS One* 2010,**5**:e10584.
17. Anude CJ, Eze E, Onyegbutulem HC, Charurat M, Etiebet MA, Ajayi S, *et al*. Immuno-virologic outcomes and immuno-virologic discordance among adults alive and on anti-retroviral therapy at 12 months in Nigeria. *BMC Infect Dis* 2013,**13**:113.

18. Rawizza HE, Chaplin B, Meloni ST, Eisen G, Rao T, Sankalé J-L, *et al.* Immunologic criteria are poor predictors of virologic outcome: implications for HIV treatment monitoring in resource-limited settings. *Clin Infect Dis* 2011,**53**:1283-1290.
19. Aliyu HB, Chuku NN, Kola-Jebutu A, Abubakar Z, Torpey K, Chabikuli ON. What is the cost of providing outpatient HIV counseling and testing and antiretroviral therapy services in selected public health facilities in Nigeria? *J Acq Imm Def* 2012,**61**:221-225
20. Blower SM, Dowlatabadi H. Sensitivity and uncertainty analysis of complex models of disease transmission - an HIV model, as an example. *Int Stat Rev* 1994,**62**:229-243.
21. Fideli US, Allen SA, Musonda R, Trask S, Hahn BH, Weiss H, *et al.* Virologic and immunologic determinants of heterosexual transmission of human immunodeficiency virus type 1 in Africa. *AIDS Res Hum Retroviruses* 2001,**17**:901-910.
22. Reynolds SJ, Makumbi F, Nakigozi G, Kagaayi J, Gray RH, Wawer M, *et al.* HIV-1 transmission among HIV-1 discordant couples before and after the introduction of antiretroviral therapy. *AIDS* 2011,**25**:473-477
23. Kennedy-Darling J, Hoyt N, Murao K, Ross A. The energy crisis of Nigeria: an overview and implications for the future. *The University of Chicago, Chicago* 2008.
24. Economides MJ, Fasina A, Oloyede B. Nigeria natural gas: a transition from waste to resource. *World* 2004,**7**:134.
25. Centre for People and Environment and Tryby Energy Minerals and Environmental Corporation. *Landfill recovery and use in Nigeria*; 2010.
26. Egheosa O. What are the major risks that affect the viability of gas power plants in Nigeria and how can they be mitigated? University of Dundee; 2004.
27. World Bank. Data indicators: GDP per capita (current US\$). 2013. (<http://data.worldbank.org/indicator/NY.GDP.PCAP.CD>). Accessed: 20th May 2015.
28. WHO. *Consolidated guidelines on the use of antiretroviral drugs for treating and preventing HIV infection: recommendations for a public health approach*. 2013.
29. de Bruyn G, Martinson NA, Gray GE. Male circumcision for HIV prevention: developments from sub-Saharan Africa. *Expert Rev Anti Infect Ther* 2010,**8**:23-31.
30. Celum C, Wald A, Lingappa JR, Margaret AS, Wang RS, Mugo N, *et al.* Acyclovir and transmission of HIV-1 from persons infected with HIV-1 and HSV-2. *N Engl J Med* 2010,**362**:427-439.
31. Chemaitelly H, Abu-Raddad LJ. External infections contribute minimally to HIV incidence among HIV sero-discordant couples in sub-Saharan Africa. *Sex Transm Infect* 2013,**89**:138-141.
32. Pretorius C, Stover J, Bollinger L, Bacaer N, Williams B. Evaluating the cost-effectiveness of pre-exposure prophylaxis (PrEP) and its impact on HIV-1 transmission in South Africa. *PLoS One* 2010,**5**:e13646.
33. Anderson SJ, Cherutich P, Kilonzo N, Cremin I, Fecht D, Kimanga D, *et al.* Maximising the effect of combination HIV prevention through prioritisation of the people and places in greatest need: a modelling study. *Lancet* 2014,**384**:249-256.
34. Edejer TT-T, Baltussen R, Adam T, Hutubessy R, Acharya A, Evans D, *et al.* WHO Guide to Cost-Effectiveness Analysis. 2012.
35. Sen A. Approaches to the choice of discount rates for social benefit-cost analysis. In: *Discounting for time and risk in energy policy*. Lind R (editor). Baltimore: Johns Hopkins University Press; 1982. pp. 325–350.
36. Jia Z, Ruan Y, Li Q, Xie P, Li P, Wang X, *et al.* Antiretroviral therapy to prevent HIV transmission in serodiscordant couples in China (2003-11): a national observational cohort study. *Lancet* 2013,**382**:1195-1203.

37. Ugbena R, Aberle-Grasse J, Diallo K, Bassey O, Jelpé T, Rottinghaus E, *et al.* Virological response and HIV drug resistance 12 months after antiretroviral therapy initiation at 2 clinics in Nigeria. *Clin Infect Dis* 2012,**54(Suppl 4)**:S375-S380.
38. Donnell D, Baeten JM, Kiarie J, Thomas KK, Stevens W, Cohen CR, *et al.* Heterosexual HIV-1 transmission after initiation of antiretroviral therapy: a prospective cohort analysis. *Lancet* 2010,**375**:2092-2098.
39. Idoko J, Folayan MO, Dadem NY, Kolawole GO, Anenih J, Alhassan E. "Why should I take drugs for your infection?": outcomes of formative research on the use of HIV pre-exposure prophylaxis in Nigeria. *BMC Public Health* 2015,**15**:349.
40. Lodi S, Phillips A, Touloumi G, Geskus R, Meyer L, Thiébaud R, *et al.* Time from human immunodeficiency virus seroconversion to reaching CD4+ cell count thresholds <200, <350, and <500 cells/mm³: assessment of need following changes in treatment guidelines. *Clin Infect Dis* 2011,**53**:817-825.

Tables

Table 1. Parameters used in the model, with definitions, estimated values and ranges. All sources and references are given in the supplementary material.

Parameter (symbol used in equations)	Estimate	Range	Country/study for estimate
Number of discordant couples	1000	fixed	-
% of couples with HIV-positive woman	93	85-100	Nigeria
% CD4 at ANC testing 200-350 cells/ μ l	29	28-29	Nigeria ANC data
% CD4 at ANC testing <200 cells/ μ l	13	13-21	Nigeria ANC data
% PrEP effectiveness (efficacy \times adherence θ)	70	44-90	Partners PrEP trial in Kenya and Uganda
% condom efficacy (e)	80	58-95	East and southern Africa; Cochrane review
% of sex acts in which condom used (f)	66	64-80	Rwanda; Uganda; South Africa
% reduction in non-condom protected acts following condom promotion	62	50-62	Rwanda; Uganda; South Africa
Frequency of CD4 testing for HIV-positives in care but not yet on ART (ρ), per year	2	1-2	Nigeria
% of treatment naïve accept ART (ϕ)	68	65-83	sub-Saharan Africa; Africa, Thailand
Relative prob. death per month off ART, CD4>350 vs 200-350 cells/ μ l ($\alpha_{1,1} : \alpha_{2,1}$)	0.206	0.206-0.258	Cote d'Ivoire; Zimbabwe; South Africa
Monthly probability of death off ART, CD4 200-350 cells/ μ l ($\alpha_{2,1}$)	0.00272	0.00156 – 0.00397	Cote d'Ivoire
Relative prob. death per month off ART, CD4>350 vs 200-350 cells/ μ l ($\alpha_{3,1} : \alpha_{2,1}$)	9.08	3.45-9.08	Cote d'Ivoire; Zimbabwe; South Africa
Relative prob. death on vs. off ART for the same CD4 count ($\alpha_{i,2} : \alpha_{i,1}$)	0.19	0.14-0.25	South Africa
Off ART, monthly probability of moving from CD4>350 to 200-350 cells/ μ l ($\delta_{1,1}$)	0.0257	0.0119-0.0289	eART-linc cohorts in Uganda and Cote d'Ivoire; South Africa; Ethiopia
Off ART, monthly probability of moving from CD4 200-350 to <200 cells/ μ l ($\delta_{2,1}$)	0.0188	0.0186-0.0274	eART-linc cohorts in Uganda and Cote d'Ivoire; South Africa; Ethiopia
On ART, monthly probability of moving from CD4 200-350 to >350 cells/ μ l ($\delta_{2,2}$)	0.0569	0.0247-0.0888	South Africa; Europe
On ART, monthly probability of moving from CD4<200 to CD4 200-350 cells/ μ l ($\delta_{3,2}$)	0.0293	0.0274-0.0863	South Africa; Europe
Yearly % of people who drop out of ART (σ)	10	5-30	Nigeria (multiple sites); Kenya

Parameter (symbol used in equations)	Estimate	Range	Country/study for estimate
Ratio of dropout from PrEP relative to ART dropout ($\omega : \sigma$)	-	1-1.5	PrEP trials multiple sites; allowing for higher dropout expected outside trial
Ratio of dropout from condom promotion relative to ART dropout ($\kappa : \sigma$)	-	0.3-1	DR Congo, Uganda
Ratio of dropout from pre-ART care relative to ART dropout ($\nu : \sigma$)	-	1-2	South Africa, Malawi
Per vaginal sex act probability of HIV transmission HIV from man to woman (β_f)	0.0019	0.0010-0.0037	Partners HIV/HSV study, multiple sites in east and southern Africa
% efficacy of medical male circumcision in reducing female to male HIV transmission (ν)	0.66	0.4-0.77	South Africa, Kenya and Uganda
% of men circumcised (τ)	98	fixed	Nigeria
% efficacy of ART in reducing HIV transmission (χ)	92	26-99 (triangular)	Meta-analysis; east/southern Africa; HPTN052 trial (multiple countries); China
Relative transmission risk from HIV-positive person with CD4<200 vs >200 cells/ μ l (ξ)	4.18	2-8	Partners in Prevention cohort, east/southern Africa
DALY weight HIV-positive on ART or CD4>350 cells/ μ l	0.947	0.921-0.966	Global Burden of Disease study 2010
DALY weight HIV-positive CD4 200-350 cells/ μ l	0.779	0.690-0.854	Global Burden of Disease study 2010
DALY weight HIV-positive CD4<200 cells/ μ l	0.453	0.285-0.618	Global Burden of Disease study 2010
Sex acts per month with external partners	3.4	1.3-6.4	Nigeria
Sex acts per month with regular partner (c)	5.6	1.4-15.3	Nigeria
% sex acts condom used with external partners (men)	49.0	44.9-53.1	Nigeria
% of sex acts condom used with external partners (women)	11.8	6.4-17.2	Nigeria
ART coverage external partners (%)	35	fixed	Nigeria
Yearly % testing for HIV, general population	6.5	6.5-11.7	Nigeria
Relative infectiousness of external vs asymptomatic regular infected partner	2	1-2.5	Uganda
Provider unit cost PrEP initiation (2012\$)	118	82.6-153.4	Nigeria, South Africa (drug costs)
Provider unit cost PrEP per year (2012\$)	233	163.1-302.9	Nigeria, South Africa (drug costs)
Provider unit cost ART initiation (2012\$)	150	105.0-195.0	Nigeria costing studies
Provider unit cost ART per year (2012\$)	365	255.5-474.5	Nigeria costing studies
Provider costs of condom promotion per couple per year (2012\$)	19	13.3-24.7	Nigeria costs for counselling, international prices for condoms

Figure captions

Figure 1. Impact compared to current ART coverage (35%) of those with CD4 <350 cells/ μ l), for all intervention combinations considered. Impact is measured in terms of (a) infections averted, (b) DALYs averted. Error bars are 95% credible intervals from 1103 simulations.

Figure 2. Impact compared to baseline scenario (ART offered to all HIV-positive partners within discordant couples once their CD4 <350 cells/ μ l), for all intervention combinations considered. Impact is measured in terms of (a) infections averted, (b) DALYs averted. Error bars are 95% credible intervals from 1103 simulations.

Figure 3. Incremental impact and cost compared to baseline scenario (ART offered to all HIV-positive partners within discordant couples once their CD4 <350 cells/ μ l), for all intervention combinations. Impact is measured in terms of (a) infections averted and (b) DALYs averted. Plotted points are medians for each intervention from 1103 parameter sets. Intervention combinations are shown by letters and symbols combining individual intervention elements shown in the key (e.g. open circle with a cross through it, labelled “c,sp”, indicates condom promotion plus short-term PrEP). Interventions appearing on the efficiency frontier are shown in black, with those interventions not appearing on the frontier in grey. The solid straight lines join the medians for the incrementally most cost-effective interventions as budget increases. In (b) incremental additions which are highly cost-effective (incremental cost per DALY averted < 1×GDP) are shown by solid lines, additions which are cost-effective (incremental cost per DALY averted < 3×GDP) are shown by dashed lines, and additions which are not cost-effective (incremental cost per DALY averted > 3×GDP) are shown with a dotted line.

List of supplemental digital content

Supplement_1.docx

Figure 1

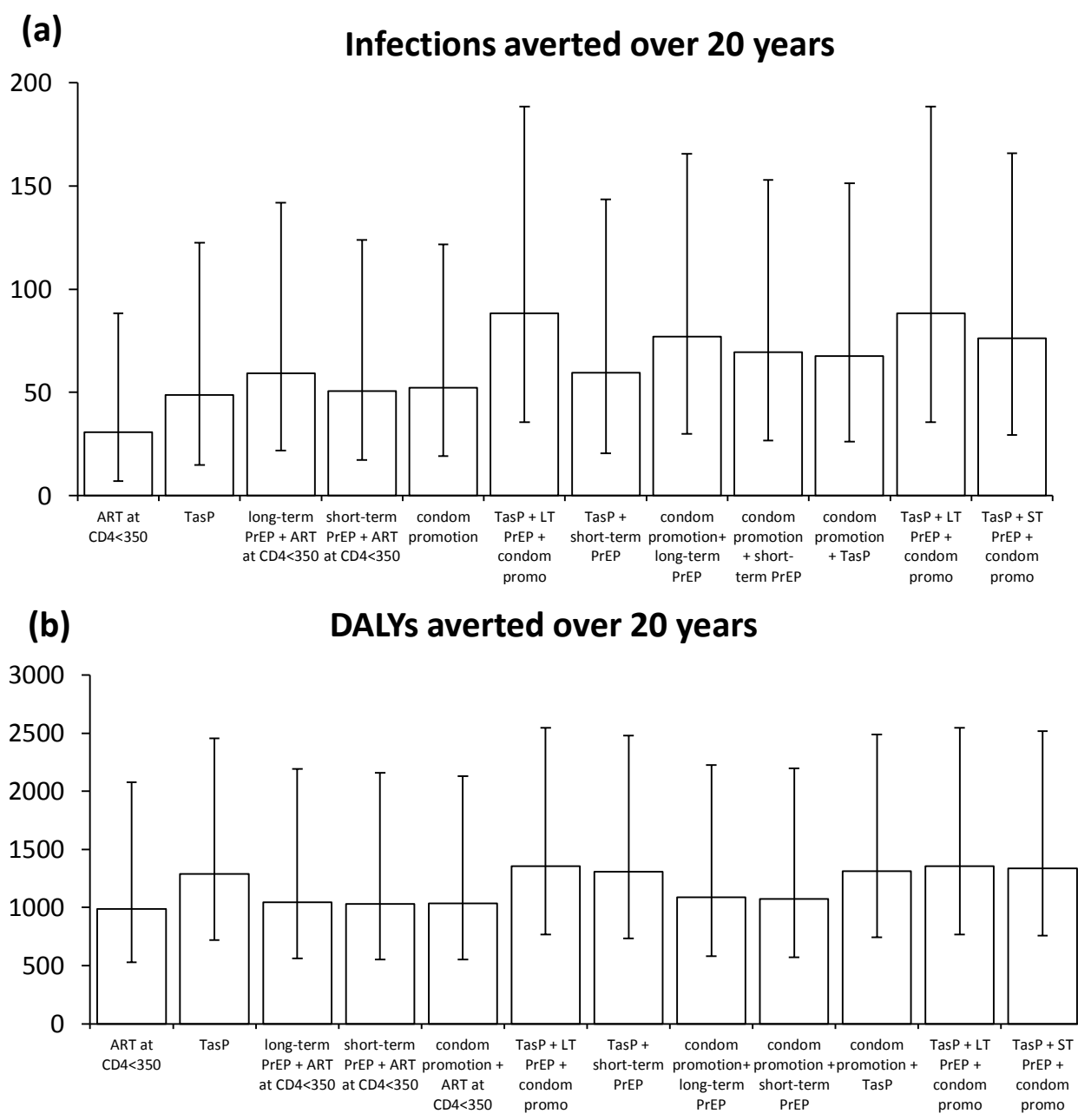
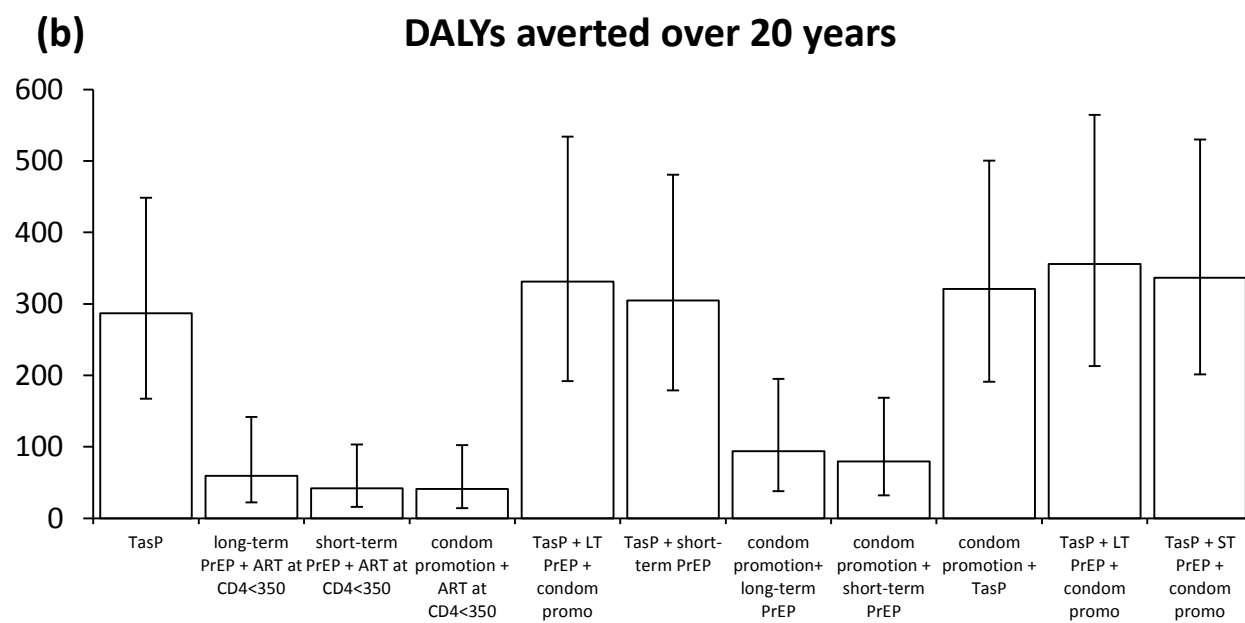
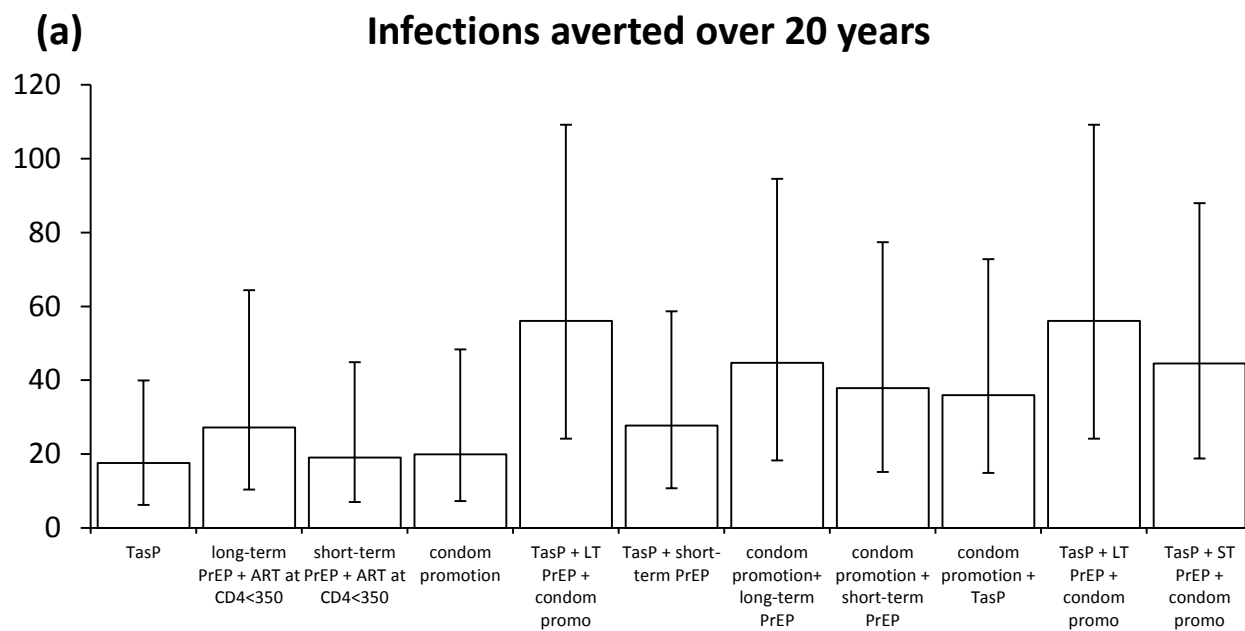


Figure 2

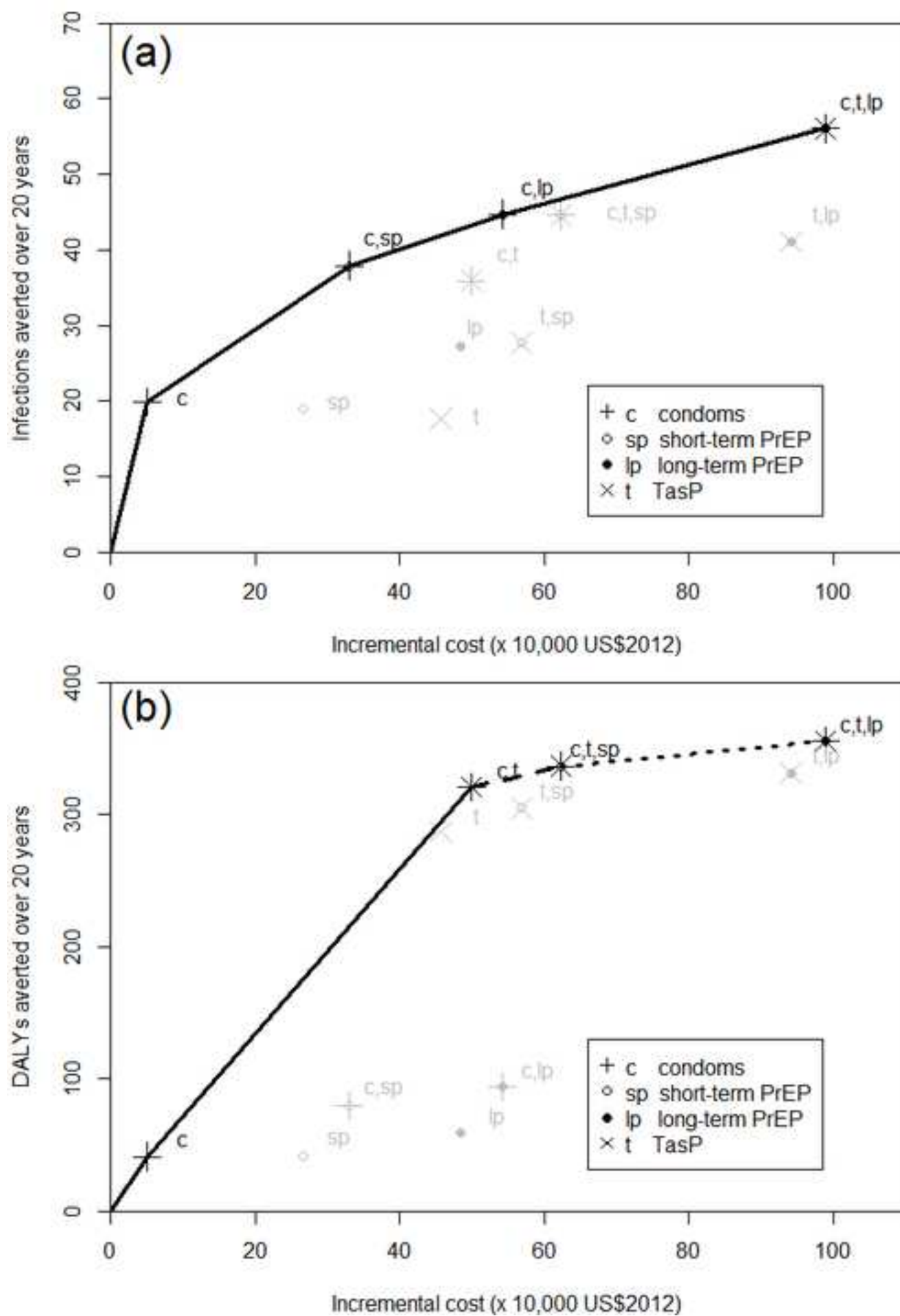


7

7

Figure3

[Click here to download Figure: Figure 3.tiff](#)



Supplementary material

Supplementary methods

Transmission model

The model is a deterministic, compartmental cohort model, which describes HIV transmission from HIV-positive to HIV-negative partners in serodiscordant relationships, as well as transmission from and to external partners. The model divides HIV-negative people into those who are on or off PrEP (S^P and S^0 , respectively), and HIV-positive people into nine groups (I^{ij}) according to CD4 count (i) and ART status (j), where CD4 count is >350 cells/ μ l ($i = 1$), $200-350$ cells/ μ l ($i = 2$), or <200 cells/ μ l ($i = 3$), and ART status is either ART naïve ($j = 1$), currently on ART ($j = 2$), or post-ART ($j = 3$). No separate compartment is included for $CD4 > 500$ cells/ μ l, as this is not yet the threshold for ART treatment in Nigeria. The model also tracks the number of people who have died, D (from both HIV-related and other causes). All of the possible model states for individuals are shown in figure S1. The model follows a cohort of 1,000 already identified discordant couples, from the point of initial identification and over their full subsequent lifespan. Within the couples, each partner is in one of the twelve states mentioned above and shown in figure S1 (giving a total of 143 different couples states). Additionally, couples where both partners are still alive may be engaged in a condom promotion program (giving an additional 121 couple states). External partners are modelled as a pool of individuals in one of the 12 states shown in figure S1. At the start, when the couples have just been identified, one partner in each couple is positive, and the distribution of CD4 counts for the HIV-positive partner (either male or female) is assumed to be the same as that for women testing positive for HIV in ANC in Nigeria [1]. At the start, some HIV-positive partners may be put onto ART and some HIV-negative partners put onto PrEP, depending upon the intervention scenario (see ‘intervention scenarios’ section). Both at the start and subsequently, ART naïve HIV-positive partners are offered ART if their CD4 count is below the assumed threshold, at a rate, $\rho_{i,j}$, reflecting rates of CD4 testing. Once offered ART, a certain percentage, ϕ , are assumed to accept and initiate ART, entering the ‘on ART’ category; those not accepting ART are transferred to the post-ART category. People may drop out of ART (at a rate σ) and enter the post-ART category. Additionally, those in the ART naïve category are assumed to drop out of pre-ART care at a certain rate ν and also enter the post-ART category. Those in the post-ART category may (re-)initiate ART if their CD4 count falls below 200 cells/ μ l – this assumes that they only seek treatment once they become symptomatic. Those on PrEP can come off PrEP, either due to becoming HIV-positive (entering the first infection compartment, $I^{1,1}$), drop-out from the PrEP program (at a rate ω , entering the ‘no PrEP’ category, S^0), or because their partner has initiated ART (HIV-negative partner enters S^0). At the start, some

couples may receive condom promotion, and are assumed to have higher condom use with their couple partner (but the same condom use with external partners) than couples not participating in the condom promotion program. Couples drop out of the condom promotion program, at a rate κ , and return to their equivalent disease and treatment states without condom promotion, returning to the levels of condom use assumed for those not receiving condom promotion. HIV-negative individuals can become infected with HIV through contracting HIV from their HIV-positive partner (with the probability of infection, Λ_i , which is calibrated to incidence rates measured in other African countries, calculated from the frequency of sex acts between married/cohabiting couples, c_i , and the probability of HIV transmission per sex act, β_k , taking into account the level of condom use within the partnership, f , the CD4 count of the HIV-positive partner, whether or not the HIV-negative partner is taking PrEP and whether or not the HIV-positive partner is on ART). HIV-negative individuals can also contract HIV from an external partner (with the probability of infection calculated from the (age-related) proportion who have external partners, the frequency of sex acts and levels of condom use with external partners, probability of infection per sex act with an HIV-positive individual, age-specific HIV prevalence in the general population and overall ART coverage in the general population, adjusting for the probability that external partners may be in the highly infectious acute or late stages of HIV infection). When HIV-negative individuals become infected with HIV, they enter the compartment of ART naïve individuals with a CD4 count >350 cells/ μl ($I^{1,1}$). Those not on ART are assumed to have a declining CD4 count over time, moving into lower CD4 count categories (at the same rate ($\delta_{i,j}$) regardless of previous ART status), while those on ART are assumed to have an increasing CD4 count, moving into progressively higher CD4 count categories. Individuals die either due to HIV infection (at a rate, $\alpha_{i,j}$, which varies with CD4 count and ART status) or due to other non-HIV related factors, which vary with age (at a rate μ_i). The cohort ages over time, with the pool of external partners assumed to be the same age as couples in the cohort. External partners can become infected by the cohort members at a rate estimated from the proportion with external partners, levels of condom use and number of sex acts with external partners, probability of infection per sex act and the infection status, CD4 count and ART status of cohort members. External partners' HIV progression is modeled in the same way as cohort members, with lower rates of ART initiation (calculated to give similar levels of ART coverage to that currently achieved in the general population) assumed for external partners. All sex acts are assumed to be heterosexual, vaginal sex acts, and the probability of acquiring transmission is assumed to be lower for men, due to the high levels of male circumcision.

Dropout from ART, PrEP, pre-ART care and condom promotion were assumed to occur independently of one another. The equations were solved numerically in R (version 2.13.0), using an Euler algorithm and a time step of 1 month.

The equations for infection and progression of individuals in each of the 12 states are given below:

$$\begin{aligned}
S_{t+1}^0 &= S_t^0 + \omega S_t^P - (\Lambda_t + \mu_t) S_t^0 \\
S_{t+1}^P &= S_t^P - (\Lambda_t + \mu_t + \omega) S_t^P \\
I_{t+1}^{1,1} &= I_t^{1,1} + \Lambda_t S_t^0 - (\mu_t + \alpha_{1,1} + \rho_{1,1} + \nu + \delta_{1,1}) I_t^{1,1} \\
I_{t+1}^{2,1} &= I_t^{2,1} + \delta_{1,1} I_t^{1,1} - (\mu_t + \alpha_{2,1} + \rho_{2,1} + \nu + \delta_{2,1}) I_t^{2,1} \\
I_{t+1}^{3,1} &= I_t^{3,1} + \delta_{2,1} I_t^{2,1} - (\mu_t + \alpha_{3,1} + \rho_{3,1} + \nu) I_t^{3,1} \\
I_{t+1}^{1,2} &= I_t^{1,2} + \phi \rho_{1,1} I_t^{1,1} + \delta_{2,2} I_t^{2,2} - (\mu_t + \alpha_{1,2} + \sigma) I_t^{1,2} \\
I_{t+1}^{2,2} &= I_t^{2,2} + \phi \rho_{2,1} I_t^{2,1} + \delta_{3,2} I_t^{3,2} - (\mu_t + \alpha_{2,2} + \sigma + \delta_{2,2}) I_t^{2,2} \\
I_{t+1}^{3,2} &= I_t^{3,2} + \phi \rho_{3,1} I_t^{3,1} + \rho_{3,2} I_t^{3,3} - (\mu_t + \alpha_{3,2} + \sigma + \delta_{3,2}) I_t^{3,2} \\
I_{t+1}^{1,3} &= I_t^{1,3} + (1 - \phi) \rho_{1,1} I_t^{1,1} + \nu I_t^{1,1} + \sigma I_t^{1,2} - (\mu_t + \alpha_{1,3} + \delta_{1,3}) I_t^{1,3} \\
I_{t+1}^{2,3} &= I_t^{2,3} + (1 - \phi) \rho_{2,1} I_t^{2,1} + \nu I_t^{2,1} + \sigma I_t^{2,2} + \delta_{1,3} I_t^{1,3} - (\mu_t + \alpha_{2,3} + \delta_{2,3}) I_t^{2,3} \\
I_{t+1}^{3,3} &= I_t^{3,3} + (1 - \phi) \rho_{3,1} I_t^{3,1} + \nu I_t^{3,1} + \sigma I_t^{3,2} + \delta_{2,3} I_t^{2,3} - (\mu_t + \alpha_{3,3} + \rho_{3,2}) I_t^{3,3} \\
D_{t+1} &= D_t + \mu_t \sum_{x=1}^{x=3} \sum_{y=1}^{y=3} I_t^{x,y} + \alpha_{1,1} I_t^{1,1} + \alpha_{2,1} I_t^{2,1} + \alpha_{3,1} I_t^{3,1} + \alpha_{1,2} I_t^{1,2} + \alpha_{2,2} I_t^{2,2} + \alpha_{3,2} I_t^{3,2} + \alpha_{1,3} I_t^{1,3} + \alpha_{2,3} I_t^{2,3} + \alpha_{3,3} I_t^{3,3}
\end{aligned}$$

The infection rate, Λ_t , is as follows for infection of HIV-negative cohort members by their HIV-positive regular partners, where the HIV-negative partner is not on PrEP, and the HIV-positive partner is not on ART and has a CD4 count >200 cells/ μ l:

$$\Lambda_t = \beta_k c_l (1 - ef)$$

where e is the efficacy of condoms in reducing HIV transmission. The probability of transmission from women to men, β_m , is calculated as $\beta_m = (1 - \tau\nu)\beta_f$, where τ is the proportion of men who are circumcised, ν is the efficacy of circumcision in reducing HIV transmission, and β_f is the probability of transmission from men to women. If the HIV-positive partner has a CD4 count <200 cells/ μ l and is not taking ART, the probability of transmission is increased by a factor ξ , and if the HIV-positive partner is on ART (at any CD4 count), the probability of transmission is multiplied by $(1 - \chi)$, where χ is the efficacy of ART in reducing HIV transmission. If the HIV-negative partner is on

PrEP, the probability of transmission is multiplied by $(1 - \theta)$, where θ is the efficacy of PrEP in reducing HIV transmission.

Estimation of number of external partners

Data from the Nigeria national DHS survey for 2008 [2], on the proportion of married men and women reporting an extramarital partner in the last year, were used to estimate the equation for the straight-line relationship between age and % of men with an extramarital partner as

$$\text{Percent_extramarital_partner}_a = \mathcal{G} - (\psi * (a - 37.5))$$

Where a is the current age of the man, \mathcal{G} is the estimated proportion of men aged 37.5 years old who have an external partner, and ψ is the estimated decrease in this proportion per extra year of life. \mathcal{G} is varied uniformly between 0.0389-0.0541, and ψ is varied uniformly between 0.00079-0.00209 as part of the Latin Hypercube sampling of parameter space.

The relative ratio of men: women with an external partner was estimated from comparing the age-specific ratios for men and women, and was uniformly sampled from a range of 1-13.

Estimation of rate of starting ART due to symptoms

The monthly probability that those with a CD4 count < 200 cells/ μl will start ART due to being symptomatic was estimated as a function of the ART dropout rate, to give 35% ART coverage [3]. The function used was:

$$\text{Probability_start_ART_symptomatic} = 47.61 * \text{ART_dropout}^2 + 1.321 * \text{ART_dropout} - 0.0065.$$

Cost model and data

Our cost model takes into account the higher number of medical visits required during the initiation year. According to Nigerian national ART guidelines, patients are required to have thirteen visits during the initiation year while it is common to have one visit every two months for the follow-up years. For PrEP users, we assumed that those initiating PrEP would have one visit to confirm HIV testing and conduct laboratory tests, and that, similar to ART, they would have eight additional collection visits during the first year to monitor adherence and ensure that treatment is well tolerated, and another two visits to increase adherence and monitor side effects, giving a total eleven visits during the initiation year. In subsequent years, it was assumed that patients would have collection visits every two months, the same as for ART.

We followed Nigerian national guidelines on the treatment regimens prescribed for first line ART (Lamivudine/Zidovudine/Nevirapine), to estimate the drug cost (\$146 per person per year) and used local estimates of the costs for the drugs used for PrEP (Tenofovir/Emtricitabine, \$91 per person per year).

Laboratory test costs were estimated separately for ART and PrEP users. For HIV-positive patients on TasP or ART, we considered that one CD4 count (\$3.16), one full blood count (\$24.00), one creatinine test (\$4.17), two viral loads (\$27.80 each), one chest X-ray (\$12.00), one TB sputum test (\$10.00), one hepatitis B test (\$12.00) and two pregnancy tests for female users (\$5.00 each) were conducted during the initiation year. We then considered that during the following years, HIV-positive patients receive one CD4 count, one full blood count and two viral load assessments every year. This is in line with the national guidelines on ART and also seems realistic if we refer to the availability of those tests in ART clinics in Nigeria[4]. Quantities were obtained from national guidelines [5] and from Filler et al.[6]. For PrEP users, during the initiation year we considered one HIV test (\$11.54) to confirm the eligibility for PrEP. To monitor liver and kidney function, we also assume one serum creatinine and one hepatitis B test. Additionally two pregnancy tests were considered for the initiation year [7]. For follow up years, we considered that PrEP users will receive one HIV test and one serum creatinine assessment per year. We also included logistics costs, obtained from [8], in the estimated laboratory costs.

Facility delivery costs were estimated using information on the wages of health staff as well as the duration of each visit. We obtained this information from health staff of two hospitals in FCT and Plateau states. We found that an initiation visit lasts 30 minutes on average and is carried out by a doctor who usually earns around 200,000 Naira per month (\$US1274), giving an estimated human resources cost per initiation visit of \$4.25. For the collection visits, we found that on average about 15 minutes are spent with a doctor and 15 minutes with a pharmacist, resulting in a cost of \$3.72 for human resources. To these costs, we applied a facility and health system mark-up equal to 100% and 50% to account for facility delivery costs (staff recruitment, etc.) and health system costs above facility [9]. We multiplied the cost of each visit by the number of visits per year.

For the different scenarios, a training cost of \$27 was used per person on ART/PrEP, estimated from the literature [10]. We also included a mass media campaign cost. Since we did not have any cost information for Nigeria we used the microbicide campaign conducted in South Africa, which gave a cost of \$1 per person [11].

The cost of opportunistic infections for people on ART was found to be around \$10 per year in the literature [12].

For condom promotion, we assumed 12 visits per couple per year. We considered that 8 condoms (at a unit price of \$0.0362) would be distributed per visit. Human resources costs were estimated assuming that the condom promotion was conducted by a nurse and that each visit would last 15 minutes. We also considered a 20% wastage[13]. This gives a total of \$1.62 per condom promotion visit.

Costs are summarised in Table S2.

The total costs of each intervention scenario in the transmission model were estimated by calculating, for each scenario, the number of people initiating PrEP or ART per month, the number of individuals on PrEP or ART each month and the number of couples engaged in condom promotion. The number of people initiating PrEP or ART was multiplied by the estimated initiation costs plus any additional costs incurred in the first year of treatment relative to subsequent years, and the number of individuals currently on each intervention was multiplied by the estimated yearly cost per person.

Supplementary results

Influential parameters

Estimated impact varied substantially across different parameter combinations. For PrEP and condom promotion interventions, ANCOVA showed that the most influential parameters upon both infections and DALYs averted were the frequency of sex within serodiscordant partnerships (accounting for 27-29% of all variation accounted for by the varied parameters), the probability of transmission per sex act (14-16%), circumcision efficacy (8-9%), condom efficacy (16-17% for condom promotion, 4% for PrEP) and ART dropout rate (8% for condom promotion, 20-23% for PrEP). PrEP impact was also influenced by PrEP efficacy (16%) and the impact of condom promotion by background condom use (7%) and condom dropout (8%). For TasP, the parameters influencing infections averted were frequency of sex (28%), ART efficacy (22%), per-sex-act transmission probability (16%), ART dropout (12%), circumcision efficacy (8%) and condom efficacy (4%). The parameters influencing DALYs averted by TasP were somewhat different: ART dropout (28%), dropout from pre-ART care (19%), HIV-related death rate (11%), frequency of sex acts (10%), percentage accepting ART (6%), per-sex-act transmission probability (6%) and CD4 testing frequency (4%). The total costs of each intervention were most strongly influenced by ART dropout ($\geq 24\%$), rates of intervention dropout (PrEP 3-4%, condom promotion 14%) and the yearly per-person costs of each intervention ($\geq 33\%$). The total costs of TasP were additionally influenced by rates of HIV progression (10%) and proportion accepting ART (8%).

Table S1: Parameter table with data sources and references

Parameter (symbol used in equations)	Estimate	Range	Country/study for estimate	Source/reference
Number of discordant couples	1000	fixed	-	Set
% of couples with HIV-positive woman	93	85-100	Nigeria	FHI 360 data
% CD4 at ANC testing 200-350 cells/ μ l	29	28-29	Nigeria ANC data	Jos University hospital;[1]
% CD4 at ANC testing <200 cells/ μ l	13	13-21	Nigeria ANC data	Jos University hospital;[1]
% PrEP effectiveness (efficacy \times adherence θ)	70	44-90	Partners PrEP trial in Kenya and Uganda	[14]
% condom efficacy (e)	80	58-95	East and southern Africa; Cochrane review	[15, 16]
% of sex acts in which condom used (f)	66	64-80	Rwanda; Uganda; South Africa	[17-19]
% reduction in non-condom protected acts following condom promotion	62	50-62	Rwanda; Uganda; South Africa	[17-19]
Frequency of CD4 testing for HIV-positives in care but not yet on ART (ρ), per year	2	1-2	Nigeria national treatment guidelines	[5]; assume sometimes lower frequency achieved
% of treatment naïve accept ART (ϕ)	68	65-83	sub-Saharan Africa; Africa, Thailand	[20] [21]
Relative prob. death per month off ART, CD4>350 vs 200-350 cells/ μ l ($\alpha_{1,1} : \alpha_{2,1}$)	0.206	0.206-0.258	Cote d'Ivoire; Zimbabwe; South Africa	[22-24]; non-HIV death rates subtracted [25]
Monthly probability of death off ART, CD4 200-350 cells/ μ l ($\alpha_{2,1}$)	0.00272	0.00156 – 0.00397	Cote d'Ivoire	[22]; non-HIV death rates subtracted [25]
Relative prob. death per month off ART, CD4>350 vs 200-350 cells/ μ l ($\alpha_{3,1} : \alpha_{2,1}$)	9.08	3.45-9.08	Cote d'Ivoire; Zimbabwe; South Africa	[22-24] non-HIV death rates subtracted [25]
Relative prob. death on vs. off ART for those with the same CD4 count ($\alpha_{i,2} : \alpha_{i,1}$)	0.19	0.14-0.25	South Africa	[24, 26]
Off ART, monthly probability of moving from CD4>350 to 200-350 cells/ μ l ($\delta_{1,1}$)	0.0257	0.0119-0.0289	eART-linc cohorts in Uganda and Cote d'Ivoire; South Africa; Ethiopia	[24, 27, 28]
Off ART, monthly probability of moving from CD4 200-350 to <200 cells/ μ l ($\delta_{2,1}$)	0.0188	0.0186-0.0274	eART-linc cohorts in Uganda and Cote d'Ivoire; South Africa; Ethiopia	[24, 27, 28]
On ART, monthly probability of moving from CD4 200-350 to >350 cells/ μ l ($\delta_{2,2}$)	0.0569	0.0247-0.0888	South Africa; Europe	[24, 29-31]
On ART, monthly probability of moving from CD4<200 to CD4 200-350 cells/ μ l ($\delta_{3,2}$)	0.0293	0.0274-0.0863	South Africa; Europe	[24, 29-31]

Yearly % of people who drop out of ART (σ)	10	5-30	Nigeria (multiple sites); Kenya	[32-36][37]
Ratio of dropout from PrEP relative to ART dropout ($\omega: \sigma$)	-	1-1.5	PrEP trials multiple sites; allowing for higher dropout expected outside trial	PrEP trials reported 2-29% loss per year [14, 38, 39]
Ratio of dropout from condom promotion relative to ART dropout ($\kappa: \sigma$)	-	0.3-1	DR Congo, Uganda	Condom promotion dropout 2.8-3.3% [19, 40]
Ratio of dropout from pre-ART care relative to ART dropout ($\nu: \sigma$)	-	1-2	South Africa, Malawi	41-59% loss from pre-ART care [41]
Per vaginal sex act probability of HIV transmission from man to woman (β_f)	0.0019	0.0010-0.0037	Partners HIV/HSV study, multiple sites in east and southern Africa	[15]
% efficacy of medical male circumcision in reducing female to male HIV transmission (ν)	0.66	0.4-0.77	South Africa, Kenya and Uganda	[42]
% of men circumcised (τ)	98	fixed	Nigeria	[2]
% efficacy of ART in reducing HIV transmission (χ)	92	26-99 (triangular)	Meta-analysis; east/southern Africa; HPTN052 trial (multiple countries); China	[43-46]
Relative transmission risk from HIV-positive person with CD4<200 vs >200 cells/ μ l (ξ)	4.18	2-8	Partners in Prevention cohort, east/southern Africa	[44, 47]; range is halved and doubled
DALY weight HIV-positive on ART or CD4>350 cells/ μ l	0.947	0.921-0.966	Global Burden of Disease study 2010	[48]
DALY weight HIV-positive CD4 200-350 cells/ μ l	0.779	0.690-0.854	Global Burden of Disease study 2010	[48]
DALY weight HIV-positive CD4<200 cells/ μ l	0.453	0.285-0.618	Global Burden of Disease study 2010	[48]
Sex acts per month with external partners	3.4	1.3-6.4	Nigeria	[2]
Sex acts per month with regular partner (c)	5.6	1.4-15.3	Nigeria	[2]
% sex acts condom used with external partners (men)	49.0	44.9-53.1	Nigeria	[2]
% of sex acts condom used with external partners (women)	11.8	6.4-17.2	Nigeria	[2]
ART coverage external partners (%)	35	fixed	Nigeria	[3]
Yearly % testing for HIV, general population	6.5	6.5-11.7	Nigeria	[2, 49]
Relative infectiousness of external vs asymptomatic regular infected partner	2	1-2.5	Uganda	[50, 51]
Provider unit cost PrEP initiation (2012\$)	118	82.6-153.4	Nigeria, South Africa (drug costs)	[7, 10, 12, 52, 53] (range \pm 30%)
Provider unit cost PrEP per year (2012\$)	233	163.1-302.9	Nigeria, South Africa (drug costs)	[7, 10, 12, 52, 53] (range \pm 30%)
Provider unit cost ART initiation (2012\$)	150	105.0-195.0	Nigeria costing studies	[7, 10, 12, 52, 53] (range \pm 30%)
Provider unit cost ART per year (2012\$)	365	255.5-474.5	Nigeria costing studies	[7, 10, 12, 52, 53] (range \pm 30%)
Provider costs of condom promotion per couple per year (2012\$)	19	13.3-24.7	Nigeria costs for counselling, international prices for condoms	Jos university hospital, [13]

Other parameters used in the transmission model

- The monthly probability of death from non-HIV related causes varied with age and gender. The values used are given in table S3 and come from WHO life-tables for Nigeria [25]
- HIV prevalence in the general population varied with age and gender. The ranges used came from a 2007 national HIV survey [54], and are given in table S4.

Table S2: Cost components

Cost component		Unit cost (2012 \$)	quantity per year	source
ART/TasP				
HIV testing	Voluntary counselling and testing	12	1	[8]
Drug costs	ART price 1st line Lamivudine/Zidovudine/Nevirapine	146	1	[53]
Laboratory costs	CD4 count	3	1	[55]
	Full blood count	24	1	[8]
	Serum creatinine test	4	1	[8]
	Viral load	28	2	[55]
	Pregnancy test for women	5	2	obtained from discussion with experts in Nigeria
	Chest X-ray	12	1	[56]
	Sputum	10	1	obtained from discussion with experts in Nigeria
	Hepatitis B test	12	1	obtained from discussion with experts in Nigeria
	Logistics costs	20	1	[8]
Facility delivery	Initiation costs	38	1	From Nigeria
	Collection costs 1st year	89	1	From Nigeria
	Collection costs subsequent years	67	1	From Nigeria
Training	Training costs per person	27	1	[6]
Mass Media	Mass media	1	1	[11]
Opportunistic infection	cost of opportunistic infections per year	28	1	[8]
PrEP				
Drug costs	PrEP regimen (TDF/FTC)	91	1	obtained from discussion with experts in Nigeria
Laboratory costs	HIV test	12	1	[8]
	Serum creatinine test	4	1	[7]
	Hepatitis B test	12	1	obtained from discussion with experts in Nigeria
	Pregnancy test for women	5	1	obtained from discussion with experts in Nigeria
	Logistics costs	20	1	[8]
Facility delivery	Initiation costs	28	1	From Nigeria (data on wages of HRH and time were collected at the Maitama facility in Abuja)
	Collection costs 1st year	89	1	From Nigeria
	Collection costs subsequent years	67	1	From Nigeria
Training	Training costs per person	27	1	[6]
Mass Media	Mass media	1	1	[11]
Condom promotion				
Condoms	condom unit price	0.04	96	[57]
	condom wastage	20%		Assumption
	counselling session	1.6	12	Estimated from Nigeria

Table S3: Monthly age and gender specific non-HIV related probabilities of death used in the model (taken from WHO life-tables[25])

Age group	Men	Women
18-19	0.00013	0.00034
20-24	0.000279	0.000403
25-29	0.000405	0.000562
30-34	0.000574	0.00074
35-39	0.000777	0.000894
40-44	0.000975	0.000927
45-49	0.001182	0.000989
50-54	0.001486	0.00119
55-59	0.002059	0.001619
60-64	0.002796	0.00215
65-69	0.00402	0.00331
70-74	0.006102	0.005202
75-79	0.009279	0.008081
80-84	0.014351	0.012526
85-89	0.022486	0.019556
90-94	0.029473	0.026124
95-99	0.034394	0.031501
100-104	0.040744	0.037381
105-109	0.047095	0.043261
110	0.053445	0.049141

Table S4: Age- and gender-specific HIV prevalence (%) amongst external partners assumed in the model (estimated from national HIV survey 2007 [54]). Note that, in the model, for each parameter set a single parameter is selected from a uniform distribution between 0 and 1, and this is used to determine where between the minimum and maximum values for each age- and gender specific range the HIV prevalence is assumed to be.

Age group	Men	Women
18-19	1.24-2.96	0.57-2.03
20-24	0.99-2.81	3.10-5.90
25-29	2.25-4.95	3.18-6.22
30-39	3.68-6.52	4.27-7.13
40-49	2.99-6.21	2.12-4.88
50-64	1.42-3.98	-

Figure S1. Schematic diagram showing different infection states for individuals within the model and transitions between the states.

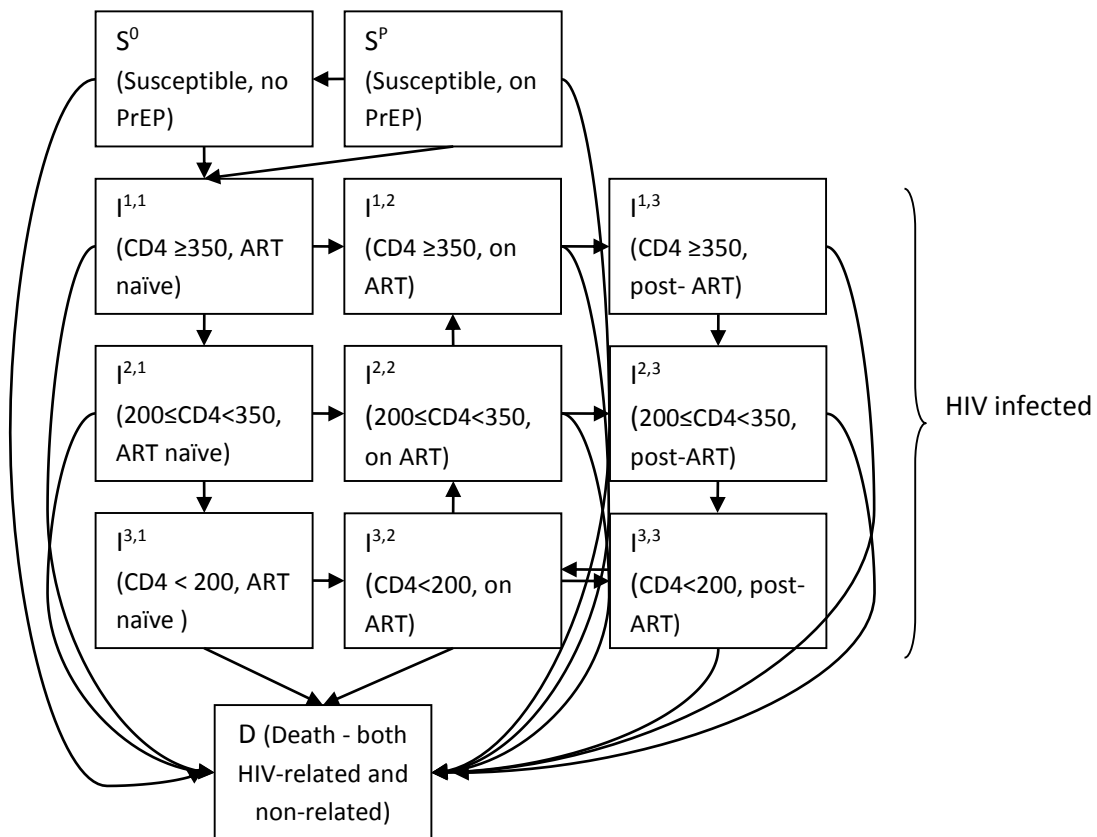


Figure S2. Sensitivity of results to assumed discount rate. Cost-effective frontiers for median values (from 1103 parameter sets) are plotted for different discount rates, applied to both impacts and costs (see figure key).

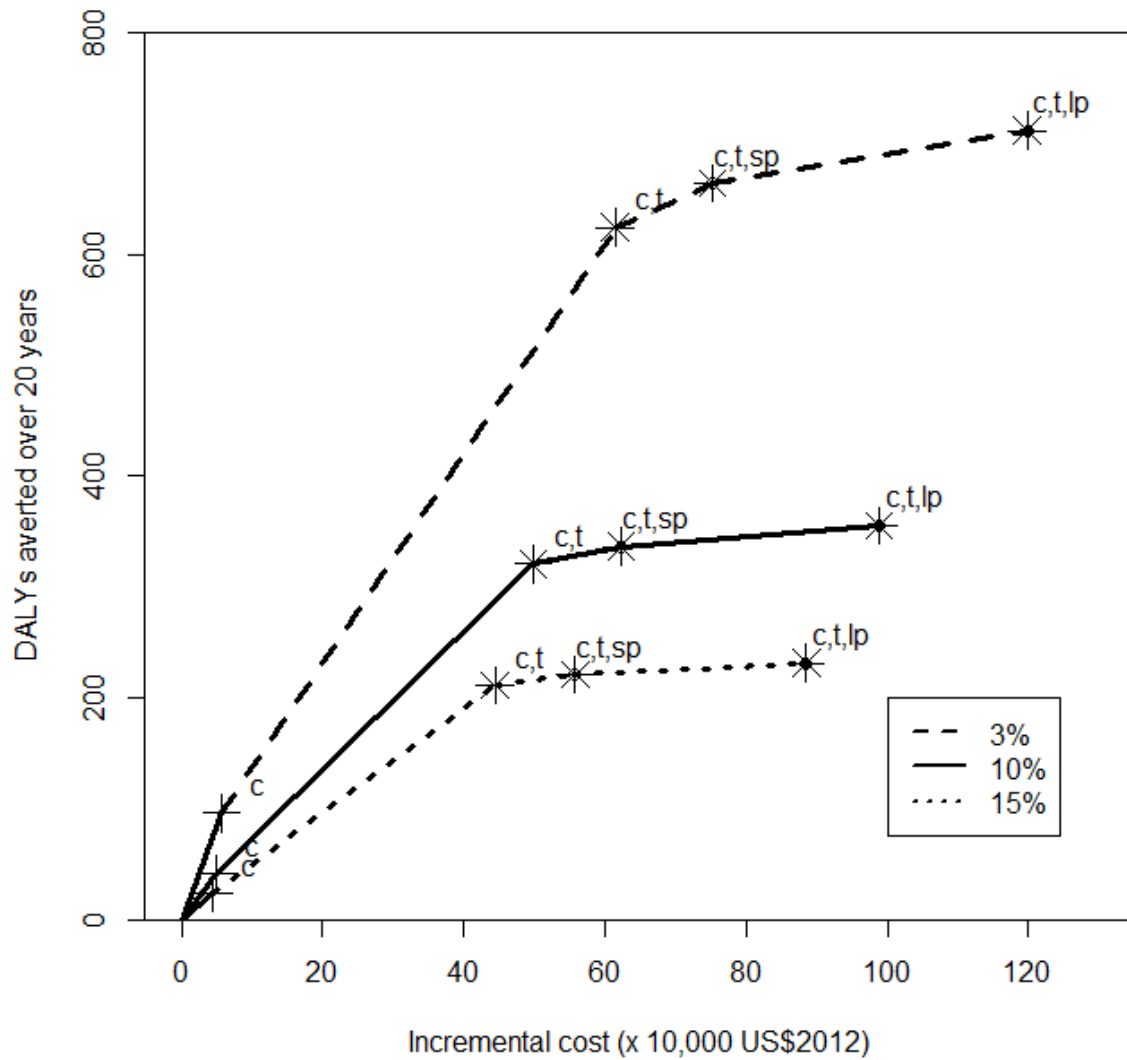
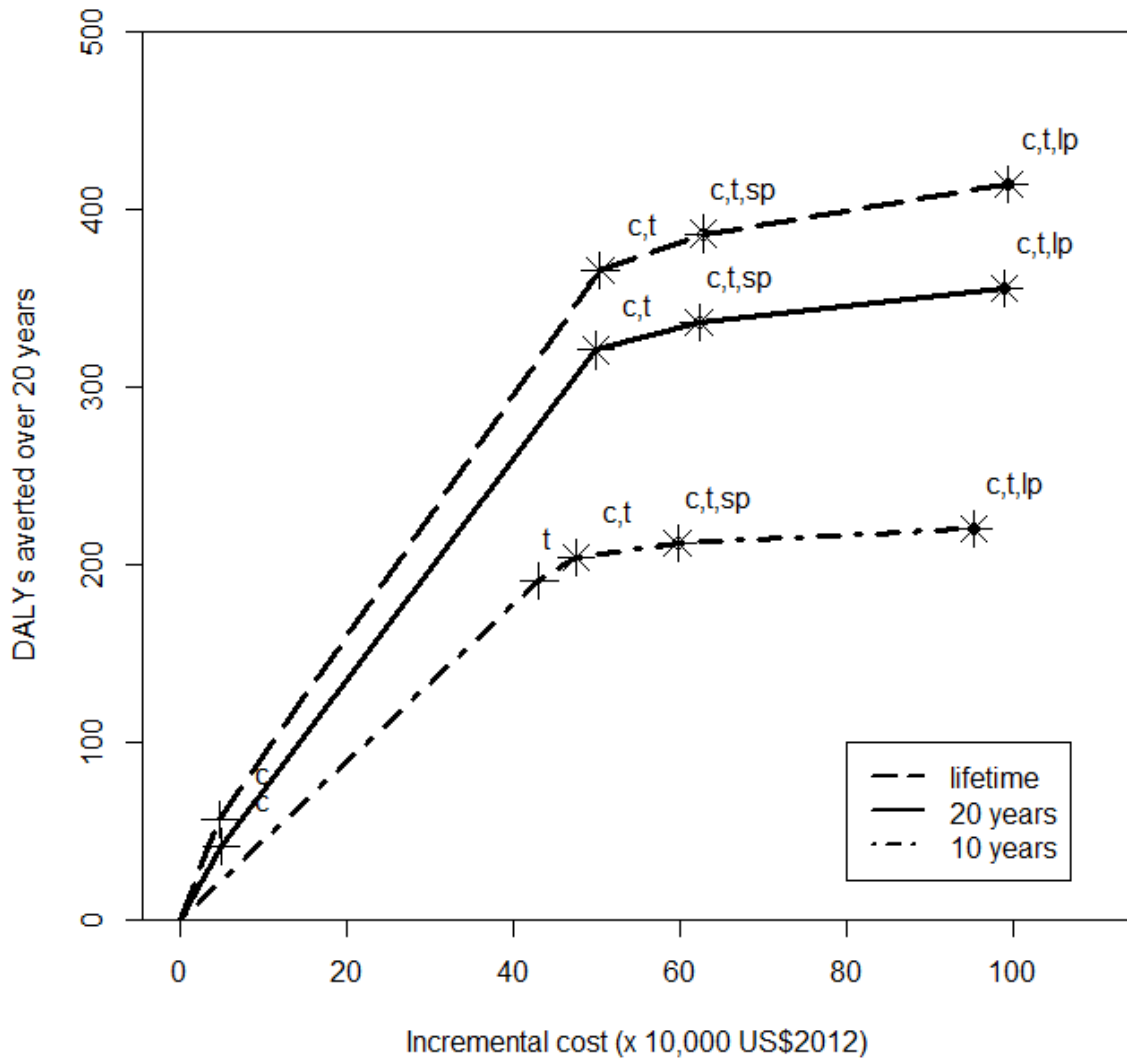


Figure S3. Sensitivity of results to time horizon used. Cost-effective frontiers for median values (from 1103 parameter sets) are plotted for time horizons of 10 years, 20 years and full life time (see figure key).



References

1. Ezechi OC, Kalejaiye OO, Gab-Okafor CV, Oladele DA, Oke B, Ekama SO, *et al.* The burden of anaemia and associated factors in HIV positive Nigerian women. *Arch Gynecol Obstet* 2013,**287**:239-244.
2. National Population Commission (NPC) [Nigeria] and ICF Macro. *Nigeria demographic and health survey 2008*. Abuja, Nigeria; 2009.
3. UNAIDS. *Global report: UNAIDS report on the global AIDS epidemic 2013*; 2013.
4. Amanyeiwe U, Hatt L, Arur A, Taye A, Mehta-Steffen M, Ogungbemi K, *et al.* Nigeria HIV/AIDS Service Provision Assessment 2008. *Bethesda, MD: Health Systems* 2009,**20**:20.
5. Federal Ministry of Health (Nigeria). National guidelines for HIV and AIDS treatment and care in adolescents and adults. 2007. (http://www.who.int/hiv/amds/Nigeria_adult_2007.pdf). Accessed: 20th May 2015.
6. Filler SJ, Berruti AA, Menzies N, Berzon R, Ellerbrock TV, Ferris R, *et al.* Characteristics of HIV care and treatment in PEPFAR-supported sites. *J Acquir Immune Defic Syndr* 2011,**57**:e1-6.
7. Pretorius C, Stover J, Bollinger L, Bacaër N, Williams B. Evaluating the cost-effectiveness of pre-exposure prophylaxis (PrEP) and its impact on HIV-1 transmission in South Africa. *PLoS One* 2010,**5**:e13646.
8. Kombe G, Galaty D, Nwagbara C. *Scaling up antiretroviral treatment in the public sector in Nigeria: a comprehensive analysis of resource requirements*. 2004.
9. Sachs JD. Macroeconomics and health: investing in health for economic development. *Revista Panamericana de Salud Pública* 2002,**12**:143-144.
10. Menzies NA, Berruti AA, Berzon R, Filler S, Ferris R, Ellerbrock TV, *et al.* The cost of providing comprehensive HIV treatment in PEPFAR-supported programs. *AIDS* 2011,**25**:1753-1760.
11. Bollinger L, Stover J, Boulle A, Cleary S. *Resource needs for HIV/AIDS: model for estimating resource needs for prevention, care, and mitigation*. 2006.
12. Aliyu HB, Chuku NN, Kola-Jebutu A, Abubakar Z, Torpey K, Chabikuli ON. What is the cost of providing outpatient HIV counseling and testing and antiretroviral therapy services in selected public health facilities in Nigeria? *J Acq Imm Def* 2012,**61**:221-225
13. Bedimo AL, Pinkerton SD, Cohen DA, Gray B, Farley TA. Condom distribution: a cost-utility analysis. *Int J STD AIDS* 2002,**13**:384-392.
14. Baeten JM, Donnell D, Ndase P, Mugo NR, Campbell JD, Wangisi J, *et al.* Antiretroviral prophylaxis for HIV prevention in heterosexual men and women. *N Engl J Med* 2012,**367**:399-410.
15. Hughes JP, Baeten JM, Lingappa JR, Magaret AS, Wald A, de Bruyn G, *et al.* Determinants of per-coital-act HIV-1 infectivity among African HIV-1-serodiscordant couples. *J Infect Dis* 2012,**205**:358-365.
16. Weller SC, Davis-Beaty K. Condom effectiveness in reducing heterosexual HIV transmission. *Cochrane Database Syst Rev* 2002:CD003255.
17. Roth DL, Stewart KE, Clay OJ, van der Straten A, Karita E, Allen S. Sexual practices of HIV discordant and concordant couples in Rwanda: effects of a testing and counselling programme for men. *Int J STD AIDS* 2001,**12**:181-188.
18. Rosenberg NE, Pettifor AE, De Bruyn G, Westreich D, Delany-Moretlwe S, Behets F, *et al.* HIV testing and counseling leads to immediate consistent condom use among South African stable HIV-discordant couples. *J Acquir Immune Defic Syndr* 2013,**62**:226-233.
19. Apondi R, Bunnell R, Ekwaru JP, Moore D, Bechange S, Khana K, *et al.* Sexual behavior and HIV transmission risk of Ugandan adults taking antiretroviral therapy: 3 year follow-up. *AIDS* 2011,**25**:1317-1327.
20. Rosen S, Fox MP. Retention in HIV care between testing and treatment in sub-Saharan Africa: a systematic review. *PLoS Med* 2011,**8**:e1001056.
21. Gamble T, McCauley J, Talley P, Dusara P, Maliwichi M, Kumarasamy N, *et al.* Acceptance of ART in the delay arm after notification of interim study results: data from HPTN 052

- [Abstract]. *20th Conference on Retroviruses and Opportunistic Infections (CROI) 2013*: Poster #550.
22. Anglaret X, Minga A, Gabillard D, Ouassa T, Messou E, Morris B, *et al.* AIDS and non-AIDS morbidity and mortality across the spectrum of CD4 cell counts in HIV-infected adults before starting antiretroviral therapy in Cote d'Ivoire. *Clin Infect Dis* 2012,**54**:714-723.
 23. Hargrove JW, Humphrey JH. Mortality among HIV-positive postpartum women with high CD4 cell counts in Zimbabwe. *AIDS* 2010,**24**:F11-14.
 24. Badri M, Cleary S, Maartens G, Pitt J, Bekker L-G, Orrell C, *et al.* When to initiate highly active antiretroviral therapy in sub-Saharan Africa? A South African cost-effectiveness study. *Antivir Ther* 2006,**11**:63-72.
 25. WHO. WHO global health observatory data repository. Life expectancy: life tables by country. 2012. (<http://apps.who.int/gho/data/node.main.692?lang=en>). Accessed: 20th May 2015.
 26. Hontelez JA, Lurie MN, Barnighausen T, Bakker R, Baltussen R, Tanser F, *et al.* Elimination of HIV in South Africa through expanded access to antiretroviral therapy: a model comparison study. *PLoS Med* 2013,**10**:e1001534.
 27. eART-linc collaboration, Wandel S, Egger M, Rangsiri R, Nelson KE, Costello C, *et al.* Duration from seroconversion to eligibility for antiretroviral therapy and from ART eligibility to death in adult HIV-infected patients from low and middle-income countries: collaborative analysis of prospective studies. *Sex Transm Infect* 2008,**84**(Suppl 1):i31-i36.
 28. Mekonnen Y, Geskus RB, Hendriks JCM, Messele T, Borghans J, Miedema F, *et al.* Low CD4 T cell counts before HIV-1 seroconversion do not affect disease progression in Ethiopian factory workers. *J Infect Dis* 2005,**192**:739-748.
 29. Schneider K, Nwizu C, Kaplan R, Anderson J, Wilson DP, Emery S, *et al.* The potential cost and benefits of Raltegravir in simplified second-line therapy among HIV infected patients in Nigeria and South Africa. *PLoS One* 2013,**8**:e54435.
 30. Meyer-Rath G, Brennan A, Long L, Rosen S, Fox M. Survival in care and CD4 cell count gain on first-line ART depend on prior CD4 count and time on treatment: evidence from a large South African cohort [Abstract]. *17th Conference on Retroviruses and Opportunistic Infections (CROI) 2010*: Abstract Z-184.
 31. Nash D, Katyal M, Brinkhof MW, Keiser O, May M, Hughes R, *et al.* Long-term immunologic response to antiretroviral therapy in low-income countries: a collaborative analysis of prospective studies. *AIDS* 2008,**22**:2291-2302.
 32. Charurat M, Oyegunle M, Benjamin R, Habib A, Eze E, Ele P, *et al.* Patient retention and adherence to antiretrovirals in a large antiretroviral therapy program in Nigeria: a longitudinal analysis for risk factors. *PLoS One* 2010,**5**:e10584.
 33. Chi BH, Yiannoutsos CT, Westfall AO, Newman JE, Zhou J, Cesar C, *et al.* Universal definition of loss to follow-up in HIV treatment programs: a statistical analysis of 111 facilities in Africa, Asia, and Latin America. *PLoS Med* 2011,**8**:e1001111.
 34. Onoka CA, Uzochukwu BS, Onwujekwe OE, Chukwuka C, Ilozumba J, Onyedum C, *et al.* Retention and loss to follow-up in antiretroviral treatment programmes in southeast Nigeria. *Pathog Glob Health* 2012,**106**:46-54.
 35. Anude CJ, Eze E, Onyegbutulem HC, Charurat M, Etiebet MA, Ajayi S, *et al.* Immuno-virologic outcomes and immuno-virologic discordance among adults alive and on anti-retroviral therapy at 12 months in Nigeria. *BMC Infect Dis* 2013,**13**:113.
 36. Unge C, Södergård B, Marrone G, Thorson A, Lukhwaro A, Carter J, *et al.* Long-term adherence to antiretroviral treatment and program drop-out in a high-risk urban setting in sub-saharan Africa: a prospective cohort study. *PLoS One* 2010,**5**:e13613.
 37. Geng EH, Bangsberg DR, Musinguzi N, Emenyonu N, Bwana MB, Yiannoutsos CT, *et al.* Understanding reasons for and outcomes of patients lost to follow-up in antiretroviral therapy programs in Africa through a sampling-based approach. *J Acquir Immune Defic Syndr* 2010,**53**:405-411.

38. Thigpen MC, Kebaabetswe PM, Paxton LA, Smith DK, Rose CE, Segolodi TM, *et al.* Antiretroviral preexposure prophylaxis for heterosexual HIV transmission in Botswana. *N Engl J Med* 2012,**367**:423-434.
39. Van Damme L, Corneli A, Ahmed K, Agot K, Lombaard J, Kapiga S, *et al.* Preexposure prophylaxis for HIV infection among African women. *N Engl J Med* 2012,**367**:411-422.
40. Kamenga M, Ryder RW, Jingu M, Mbuyi N, Mbu L, Behets F, *et al.* Evidence of marked sexual-behavior change associated with low HIV-1 seroconversion in 149 married couples with discordant HIV-1 serostatus - experience at an HIV counseling-center in Zaire. *AIDS* 1991,**5**:61-67.
41. Kranzer K, Govindasamy D, Ford N, Johnston V, Lawn SD. Quantifying and addressing losses along the continuum of care for people living with HIV infection in sub-Saharan Africa: a systematic review. *J Int AIDS Soc* 2012,**15**:17383.
42. Mills E, Cooper C, Anema A, Guyatt G. Male circumcision for the prevention of heterosexually acquired HIV infection: a meta-analysis of randomized trials involving 11,050 men. *HIV Med* 2008,**9**:332-335.
43. Attia S, Egger M, Müller M, Zwahlen M, Low N. Sexual transmission of HIV according to viral load and antiretroviral therapy: systematic review and meta-analysis. *AIDS* 2009,**23**:1397-1404.
44. Donnell D, Baeten JM, Kiarie J, Thomas KK, Stevens W, Cohen CR, *et al.* Heterosexual HIV-1 transmission after initiation of antiretroviral therapy: a prospective cohort analysis. *Lancet* 2010,**375**:2092-2098.
45. Cohen MS, Chen YQ, McCauley M, Gamble T, Hosseinipour MC, Kumarasamy N, *et al.* Prevention of HIV-1 infection with early antiretroviral therapy. *N Engl J Med* 2011,**365**:493-505.
46. Jia Z, Ruan Y, Li Q, Xie P, Li P, Wang X, *et al.* Antiretroviral therapy to prevent HIV transmission in serodiscordant couples in China (2003-11): a national observational cohort study. *Lancet* 2013,**382**:1195-1203.
47. Hallett TB, Baeten JM, Heffron R, Barnabas R, de Bruyn G, Cremin Í, *et al.* Optimal uses of antiretrovirals for prevention in HIV-1 serodiscordant heterosexual couples in South Africa: a modelling study. *PLoS Med* 2011,**8**:e1001123.
48. Salomon JA, Vos T, Hogan DR, Gagnon M, Naghavi M, Mokdad A, *et al.* Common values in assessing health outcomes from disease and injury: disability weights measurement study for the Global Burden of Disease Study 2010. *Lancet* 2012,**380**:2129-2143.
49. National Agency for the Control of AIDS (Nigeria). *United Nations general assembly special session (UNGASS) country progress report 2008-2009*; 2010.
50. Hollingsworth TD, Anderson RM, Fraser C. HIV-1 transmission, by stage of infection. *J Infect Dis* 2008,**198**:687-693.
51. Lui KJ, Darrow WW, Rutherford GW. A model-based estimate of the mean incubation period for AIDS in homosexual men. *Science* 1988,**240**:1333-1335.
52. Kombe G, Galaty D, Nwagbara C. *Scaling up antiretroviral treatment in the public sector in Nigeria: a comprehensive analysis of resource requirements*; 2004.
53. Baruwa E, Johns B. *Cost of decentralized ART care, Nigeria*. Bethesda, MD: Health systems 20/20 project, Abt Associates Inc.; 2012.
54. Federal Ministry of Health (Nigeria). *National HIV/AIDS and Reproductive Health Survey, 2007 (NARHS Plus)*. buja, Nigeria; 2008.
55. Rawizza HE, Chaplin B, Meloni ST, Eisen G, Rao T, Sankalé J-L, *et al.* Immunologic criteria are poor predictors of virologic outcome: implications for HIV treatment monitoring in resource-limited settings. *Clin Infect Dis* 2011,**53**:1283-1290.
56. Hausler HP, Sinanovic E, Kumaranayake L, Naidoo P, Schoeman H, Karpakis B, *et al.* Costs of measures to control tuberculosis/HIV in public primary care facilities in Cape Town, South Africa. *Bull World Health Organ* 2006,**84**:528-536.
57. MSH (Management Sciences for Health). *International drug price indicator guide*. Medford, Mass.: MSH; 2014.

OPEN ACCESS LICENSE AGREEMENT

This OPEN ACCESS LICENSE AGREEMENT (this “Agreement”), dated as of May 26th, 2015 (the “Effective Date”), by and between Wolters Kluwer Health, Inc., operating as Medical Research / Lippincott Williams & Wilkins, a Delaware corporation, having its principal place of business at Two Commerce Square, 2001 Market Street, Philadelphia, PA 19103 (the “Publisher”), and the corresponding author listed on Schedule A to this Agreement (the “Author”, and together with the Publisher, the “Parties”).

1. Grant of License

The Author hereby grants to the Publisher and its Affiliates the exclusive, worldwide, royalty free, perpetual (for the duration of the applicable copyright) right and license to use the Work for all commercial or educational purposes, including, but not limited to, publishing, reproducing, marketing, distributing (themselves and through distributors), sublicensing, and selling copies of the Work throughout the world for the Term. If the Author is a United States government employee, such license grant shall be limited to the extent the Author is able to grant such license.

2. Warranties, Indemnification, and Limitation of Liability

a. The Author represents and warrants that:

(i) it has the right and power to enter into this Agreement, to grant the rights and licenses granted pursuant to this Agreement, and to perform all of its other obligations contained in this Agreement;

(ii) it has not previously assigned, transferred or otherwise encumbered the rights or licenses granted pursuant to this Agreement; and that the person executing this Agreement on the Author’s behalf is authorized to do so;

(iii) the Work and the licenses granted herein do not and will not infringe upon, violate or misappropriate any intellectual property rights or any other proprietary right, contract or other right or interest of any third party;

(iv) if the Work is a multi-authored Work, the Author has obtained written permission from each author of the Work to enter into this Agreement on behalf such author, and each such author has read, understands and has agreed to the terms of this Agreement; and

(v) the Author has obtained any necessary releases and permissions to quote from other sources in the Work and to include any works and materials in the Work and all such releases and permissions are in full force and effect.

b. The Author hereby indemnifies the Publisher and its directors, officers, employees, agents, and representatives and agrees to defend and hold them harmless from and against any and all liability, damage, loss, costs or expenses (including reasonable

attorney's fees and costs of settlement) incurred by any such party arising out of, or relating to any misrepresentation in, or breach or alleged breach of the Author's representations or warranties in this Agreement. If the Author fails to promptly or diligently pursue any defense of any indemnified party, the indemnified parties, or any of them, may assume such defense at the Author's expense. The obligations of this indemnification will survive any termination or expiration of this Agreement.

c. The Publisher represents and warrants that it has the right and power to enter into this Agreement and to perform its obligations contained in this Agreement, and that the person executing this Agreement on the Publisher's behalf is authorized to do so.

d. The Publisher hereby indemnifies the Author and agrees to defend and hold the Author harmless from and against any and all liability, damage, loss, costs or expenses (including reasonable attorney's fees and costs of settlement) incurred by the Author arising out of, or relating to any misrepresentation in, or breach or alleged breach of the Publisher's representations or warranties in this Agreement. If the Publisher fails to promptly or diligently pursue any defense of the Author, the Author may assume such defense at the Publisher's expense. The obligations of this indemnification will survive any termination or expiration of this Agreement.

e. EXCEPT AS OTHERWISE SET FORTH IN THIS AGREEMENT, NEITHER PARTY MAKES ANY OTHER, AND HEREBY DISCLAIMS ALL OTHER, REPRESENTATIONS AND WARRANTIES OF ANY KIND, WHETHER EXPRESS, IMPLIED, STATUTORY OR OTHERWISE, INCLUDING, WITHOUT LIMITATION, WARRANTIES OF TITLE, MERCHANTABILITY, FITNESS FOR A PARTICULAR PURPOSE, NONINFRINGEMENT, OR THE ABSENCE OF LATENT OR OTHER DEFECTS, ACCURACY, OR THE PRESENCE OR ABSENCE OF ERRORS, WHETHER OR NOT DISCOVERABLE.

f. EXCEPT TO THE EXTENT REQUIRED BY APPLICABLE LAW, IN NO EVENT WILL EITHER PARTY BE LIABLE TO THE OTHER PARTY BASED UPON ANY LEGAL THEORY FOR ANY SPECIAL, INCIDENTAL, CONSEQUENTIAL, PUNITIVE, OR EXEMPLARY DAMAGES ARISING OUT OF THIS LICENSE OR THE USE OF THE WORK, EVEN IF A PARTY HAS BEEN ADVISED OF THE POSSIBILITY OF SUCH DAMAGES.

3. Creative Commons License.

a. If the Author has not selected either "Research Councils UK (RCUK)" or "Wellcome Trust" in Item 1 of Schedule B, the following shall apply:

The Author acknowledges and agrees that the Work will be published by the Publisher in [INSERT NAME OF JOURNAL] (the "Journal") and made freely available to users under the terms of the Attribution-NonCommercial-NoDerivs 3.0 Creative Commons License, as currently displayed at <http://creativecommons.org/licenses/by-nc-nd/3.0/legalcode> (the "CC BY-NC-ND"). The Author acknowledges and agrees that that

Publisher is the exclusive “Licensor”, as defined in the CC BY-NC-ND, of the Work and that the Publisher may make the Work freely available to all users under the terms of the CC BY-NC-ND.

- b. If the Author has selected either “Research Councils UK (RCUK)” or “Wellcome Trust” in Item 1 of Schedule B and has selected “Gold Route” in Item 2 of Schedule B, the following shall apply:

The Author acknowledges and agrees that the Work will be published by the Publisher in [INSERT NAME OF JOURNAL] (the “Journal”) and made freely available to users under the terms of the Attribution 3.0 Creative Commons License, as currently displayed at <http://creativecommons.org/licenses/by/3.0/legalcode> (the “CC BY”). The Author acknowledges and agrees that that Publisher is the exclusive “Licensor”, as defined in the CC BY, of the Work and that the Publisher may make the Work freely available to all users under the terms of the CC BY.

- c. If the Author has selected either “Research Councils UK (RCUK)” or “Wellcome Trust” in Item 1 of Schedule B and has selected “Green Route” in Item 2 of Schedule B, the following shall apply:

The Author acknowledges and agrees that the Work will be published by the Publisher in [INSERT NAME OF JOURNAL] (the “Journal”) and made freely available to users under the terms of the Attribution-NonCommercial 3.0 Creative Commons License, as currently displayed at <http://creativecommons.org/licenses/by-nc/3.0/legalcode> (the “CC BY-NC”). The Author acknowledges and agrees that that Publisher is the exclusive “Licensor”, as defined in the CC BY-NC, of the Work and that the Publisher may make the Work freely available to all users under the terms of the CC BY-NC.

4. Royalties.

The Author acknowledges and agrees that this Agreement entitles the Author to no royalties or fees. To the maximum extent permitted by law, the Author waives any and all rights the Author may have to collect royalties or other fees in relation to the Work or in respect of any use of the Work by the Publisher or its sublicensees.

5. Miscellaneous.

a. Assignment. This Agreement may not be assigned or transferred, in whole or in part, by either party without the prior written consent of the other party. Notwithstanding the above, the Publisher may assign this Agreement without the written consent of the Author (i) to an entity succeeding, whether by sale, merger or other corporate reorganization, to substantially all of the Publisher’s assets and business activity, or (ii) to a corporation or organization that obtains the right to publish the Journal from the Publisher. The Publisher may assign this Agreement to any of its affiliates. This

Agreement will be binding upon and inure to the benefit of the parties hereto and their respective successors and permitted assigns.

b. Counterparts. This Agreement may be executed in two or more counterparts, each of which shall be deemed an original, but all of which together shall constitute one and the same document. Facsimile or Portable Document Format (PDF) signatures will be deemed original signatures for purposes of this Agreement.

c. Entire Agreement; Amendment. This Agreement sets forth the entire agreement of the parties on the subject hereof and supersedes all previous or contemporaneous oral or written representations or agreements relating to the rights and duties provided herein, and may not be modified or amended except by written agreement of the parties.

d. Force Majeure. Neither party shall be liable for any default or delay on its part in performing any obligation under this Agreement if such default or delay is caused by natural disaster, accident, war, civil disorder, strike or any other cause beyond the reasonable control of such party. In the event that either party is prevented by such an occurrence or circumstance for a period of more than ninety (90) days from fulfilling its obligations under this Agreement, the other party may terminate this Agreement upon thirty (30) days' written notice.

e. Governing Law. This Agreement shall be governed in all respects according to the laws of the State of New York without giving effect to the principles of conflict of law thereof.

f. Headings. All headings are for reference purposes only and shall not affect the meaning or interpretation of any provision hereof.

g. Severability. If any provision of this Agreement is held to be illegal, invalid, or unenforceable under the present or future laws, then such provision shall be revised by a court of competent jurisdiction to be enforceable if permitted under applicable law, and otherwise shall be fully severable. In any event, this Agreement shall be construed and enforced as if such illegal, invalid, or unenforceable provision had never comprised a part of this Agreement, and the remaining provisions of this Agreement shall remain in full force and effect and shall not be affected by the illegal, invalid, or unenforceable provision or by its severance from this Agreement.

h. Status of the Parties. The parties are independent contractors. Nothing in this Agreement is intended to or shall be construed to constitute or establish any agency, joint venture, partnership or fiduciary relationship between the parties, and neither party has the right or authority to bind the other party nor shall either party be responsible for the acts or omissions of the other.

i. Waiver; Amendment. The waiver by either party of or the failure by either party to claim a breach of any provision of this Agreement shall not be, or be held to be, a waiver of any subsequent breach or affect in any way the further effectiveness of any such provision. No term or condition of this Agreement may be waived except by an agreement by the parties in writing.

j. Waiver of Jury Trial. EACH PARTY HEREBY WAIVES ITS RIGHT TO A JURY TRIAL IN CONNECTION WITH ANY DISPUTE OR LEGAL PROCEEDING ARISING OUT OF THIS AGREEMENT OR THE SUBJECT MATTER HEREOF.

[Signature Page Follows]

IN WITNESS WHEREOF, each party to this Agreement has caused this Agreement, effective as of the Effective Date, to be signed by its duly authorized representative.

AUTHOR

Kate M. Mitchell

Print Name:

KATE M MITCHELL

WOLTERS KLUWER HEALTH, INC., OPERATING AS MEDICAL RESEARCH /
LIPPINCOTT WILLIAMS & WILKINS

By: _____

Name:

Title:

Schedule A

This Schedule A must be completed by Author in its entirety. The Publisher is unable to publish the Work unless this Schedule A is completely filled out.

Article Tracking #: AIDS - D - 15 - 00101

Article Title (the "Work"): MODELLING THE IMPACT AND COST-EFFECTIVENESS OF COMBINATION PREVENTION AMONGST HIV SERODISCORDANT COUPLES IN NIGERIA

Corresponding Author Name (the "Author") (please print): KATE M. MITCHELL

Copyright Owner's Name (please print): _____

Name of Journal in which Work is to be Published: AIDS

Schedule B

This Schedule B must be completed by Author in its entirety. The Publisher is unable to publish the Work unless this Schedule B is completely filled out.

PUBLIC ACCESS POLICY FUNDING DISCLOSURE

1. Please disclose below if you or any other author of the Work has received funding for research on which the Work is based from any of the following organizations:

- National Institutes of Health (NIH)
- Howard Hughes Medical Institute (HHMI)
- Research Councils UK (RCUK) (Please complete Item 2)
- Wellcome Trust (Please complete Item 2)

2. If you have selected either Research Councils UK or Wellcome Trust from the above list, please disclose the Open Access option to which the Work will be subject:

- Gold route
- Green route

NOTE: If the "Gold" route has been selected, Section 3.b. of the Agreement will apply to the Work, and neither Section 3.a. nor Section 3.c. of the Agreement will apply to the Work. If the "Green" route has been selected, Section 3.c. of the Agreement will apply to the Work, and neither Section 3.a. nor Section 3.b. of the Agreement will apply to the Work.

3. This Schedule B is inapplicable to the Work.

LWW Copyright Transfer and Disclosure Form

[Click here to download Copyright Transfer and Disclosure Form: copyrightTransfer_KM.pdf](#)

Copyright Transfer and Disclosure Form

[Click here to download Copyright Transfer and Disclosure Form: copyrightTransfer_Atiene_Sagay.pdf](#)

Copyright Transfer and Disclosure Form

[Click here to download Copyright Transfer and Disclosure Form: copyrightTransfer_Aurelia_Lepine.pdf](#)

Copyright Transfer and Disclosure Form

[Click here to download Copyright Transfer and Disclosure Form: copyrightTransfer_Fern_Terris-Prestholt.pdf](#)

Copyright Transfer and Disclosure Form

[Click here to download Copyright Transfer and Disclosure Form: copyrightTransfer_Hadiza_Khamofu.pdf](#)

Copyright Transfer and Disclosure Form

[Click here to download Copyright Transfer and Disclosure Form: copyrightTransfer_Jonah_Musa.pdf](#)

Copyright Transfer and Disclosure Form

[Click here to download Copyright Transfer and Disclosure Form: copyrightTransfer_Peter_Vickerman.pdf](#)

Copyright Transfer and Disclosure Form

[Click here to download Copyright Transfer and Disclosure Form: copyrightTransfer_Kwasi_Torpey.pdf](#)

Copyright Transfer and Disclosure Form

[Click here to download Copyright Transfer and Disclosure Form: copyrightTransfer_Morenike_Folayan.pdf](#)