

LONDON  
SCHOOL of  
HYGIENE  
& TROPICAL  
MEDICINE



LSHTM Research Online

Head, MG; Fitchett, JR; Newell, ML; Scott, JA; Harris, JN; Clarke, SC; Atun, R;  
(2015) Mapping pneumonia research: A systematic analysis of UK investments and published outputs 1997-2013. EBioMedicine, 2 (9). pp. 1193-9. ISSN 2352-3964 DOI: <https://doi.org/10.1016/j.ebiom.2015.06.024>

Downloaded from: <http://researchonline.lshtm.ac.uk/2338161/>

DOI: <https://doi.org/10.1016/j.ebiom.2015.06.024>

**Usage Guidelines:**

Please refer to usage guidelines at <https://researchonline.lshtm.ac.uk/policies.html> or alternatively contact [researchonline@lshtm.ac.uk](mailto:researchonline@lshtm.ac.uk).

Available under license: <http://creativecommons.org/licenses/by-nc-nd/2.5/>

<https://researchonline.lshtm.ac.uk>

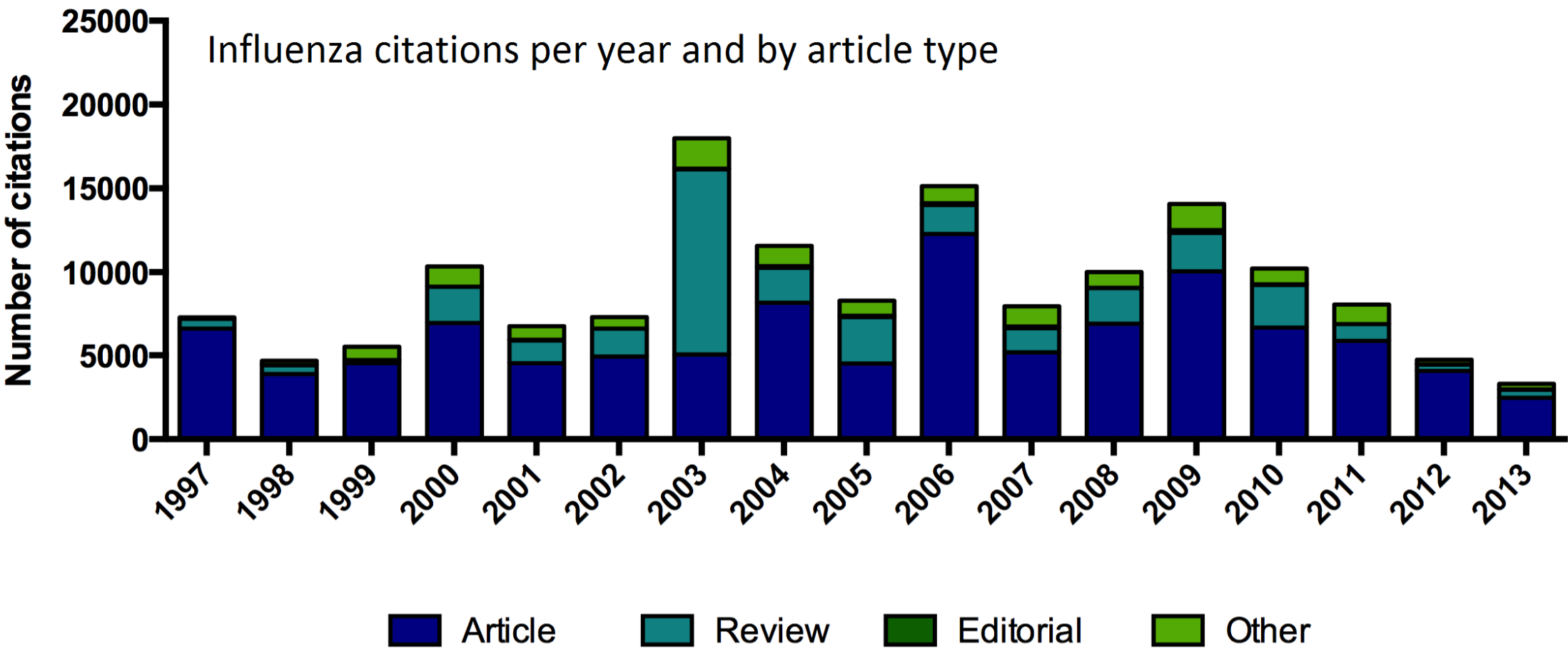
<b>Pneumonia</b>					<b>Median</b>
<b>Year</b>	<b>Funding</b>	<b>Publications</b>	<b>Likely publication yield</b>	<b>UK pound per publication</b>	
1997	£611,493	250	1150	£532	£779
1998	£1,794,230	250	1250	£1,435	
1999	£896,453	242	1463	£613	
2000	£3,719,166	348	1581	£2,352	
2001	£1,264,689	310	1732	£730	
2002	£1,332,194	350	1902	£700	
2003	£1,853,285	455	1997	£928	
2004	£239,056	466	2069	£116	
2005	£5,431,788	461	2268	£2,395	
2006	£1,851,883	520	2376	£779	
2007	£1,023,629	550	2591	£395	
2008	£3,449,233	538	2868	£1,203	
2009	£5,389,863	660	3000	£1,797	
2010	£1,345,555	628	n/a	n/a	
2011	£9,763,953	765	n/a	n/a	
2012	£13,853,844	815	n/a	n/a	
2013	£5,231,327	792	n/a	n/a	

<b>Influenza</b>					<b>Median</b>
<b>Year</b>	<b>Funding</b>	<b>Publications</b>	<b>Likely publication yield</b>	<b>UK pound per publication</b>	
1997	£883,670	109	534	£1,654.81	£4,100.98
1998	£484,374	109	631	£767.63	
1999	£228,798	136	729	£313.85	
2000	£16,078,950	142	801	£20,073.60	
2001	£1,217,786	147	870	£1,399.75	
2002	£4,096,880	206	999	£4,100.98	
2003	£5,853,947	234	1076	£5,440.47	
2004	£2,023,391	214	1171	£1,727.92	
2005	£3,290,717	216	1425	£2,309.28	
2006	£10,130,172	335	1544	£6,560.99	
2007	£7,501,049	311	1744	£4,301.06	
2008	£18,475,510	309	1920	£9,622.66	
2009	£12,594,285	470	1928	£6,532.31	
2010	£4,643,920	454	n/a	n/a	
2011	£5,902,736	511	n/a	n/a	
2012	£9,225,380	485	n/a	n/a	
2013	£24,011,586	478	n/a	n/a	

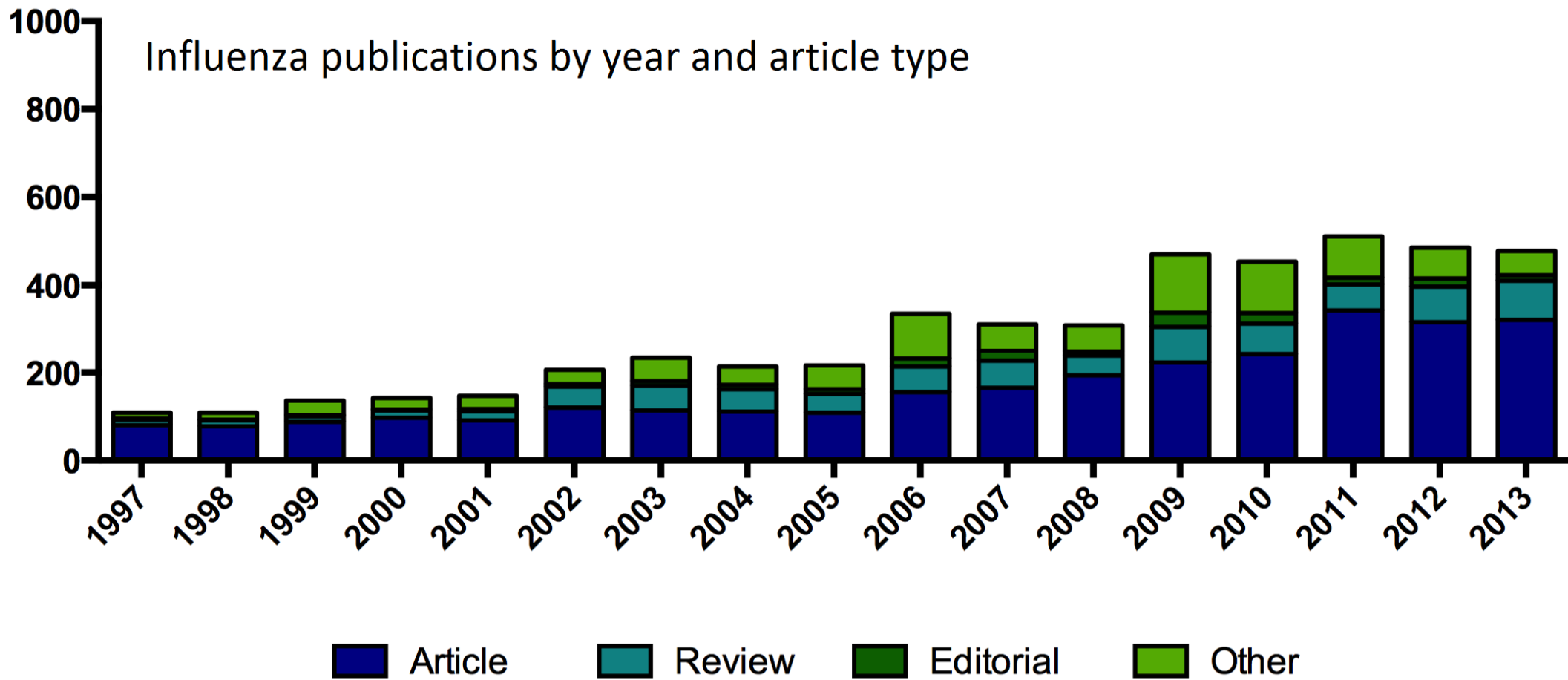
### Tuberculosis

Year	Funding	Publications	Likely publication yield	UK pound per publication	Median
1997	£3,186,842	267	1270	£2,509.32	£6,335.16
1998	£3,857,881	247	1386	£2,783.46	
1999	£4,811,164	307	1481	£3,248.59	
2000	£24,590,798	375	1554	£15,824.19	
2001	£14,365,240	341	1665	£8,627.77	
2002	£12,207,956	363	1855	£6,581.11	
2003	£6,428,730	402	2004	£3,207.95	
2004	£5,187,605	448	2103	£2,466.76	
2005	£32,623,643	452	2219	£14,701.96	
2006	£15,655,552	553	2269	£6,899.76	
2007	£15,533,817	551	2452	£6,335.16	
2008	£17,473,298	547	2570	£6,798.95	
2009	£5,052,460	568	2772	£1,822.68	
2010	£7,016,474	603	n/a	n/a	
2011	£19,831,601	734	n/a	n/a	
2012	£13,025,753	665	n/a	n/a	
2013	£38,253,590	770	n/a	n/a	

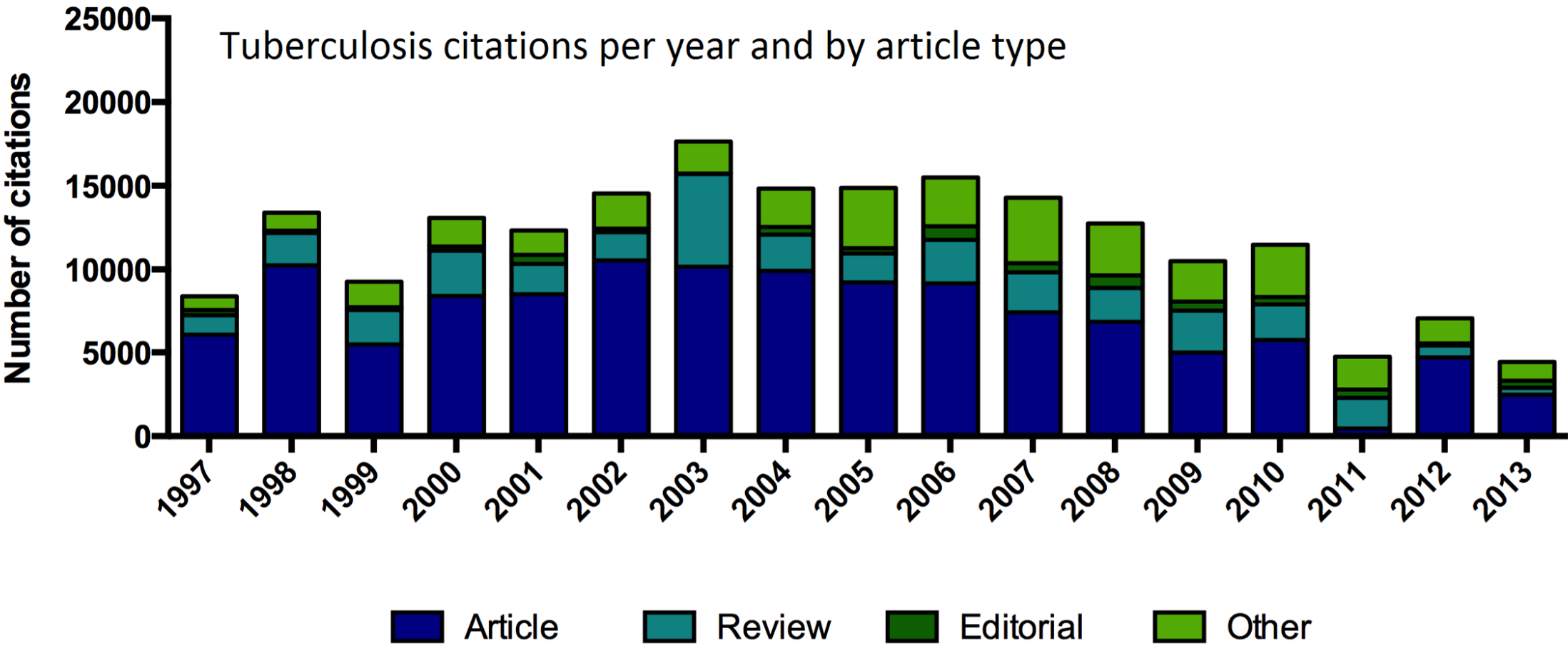
Influenza citations per year and by article type



Influenza publications by year and article type



Tuberculosis citations per year and by article type



Tuberculosis publications per year and by article type

