

Short Report: Insecticide-Treated Nets Can Reduce Malaria Transmission by Mosquitoes Which Feed Outdoors

Nicodem J. Govella,* Fredros O. Okumu, and Gerry F. Killeen

Biomedical and Environmental Thematic Group, Coordination Office, Ifakara Health Institute, Dar es Salaam, Tanzania; Disease Control and Vector Biology Unit, London School of Hygiene and Tropical Medicine, London, United Kingdom; Vector Group, Liverpool School of Tropical Medicine, Liverpool, United Kingdom

Abstract. Insecticide treated nets (ITNs) represent a powerful means for controlling malaria in Africa because the mosquito vectors feed primarily indoors at night. The proportion of human exposure that occurs indoors, when people are asleep and can conveniently use ITNs, is therefore very high. Recent evidence suggests behavioral changes by malaria mosquito populations to avoid contact with ITNs by feeding outdoors in the early evening. We adapt an established mathematical model of mosquito behavior and malaria transmission to illustrate how ITNs can achieve communal suppression of malaria transmission exposure, even where mosquito evade them and personal protection is modest. We also review recent reports from Tanzania to show that conventional mosquito behavior measures can underestimate the potential of ITNs because they ignore the importance of human movements.

Insecticide-treated nets (ITNs) represent a powerful means for controlling malaria in Africa.¹ This usefulness is due to the fact that the principal malaria vectors, from the Giles *Anopheles gambiae* and *An. funestus* species complexes,^{2–4} primarily feed indoors at night.^{2,5,6} Thus, the proportion of human exposure that occurs indoors (π_i), when persons are asleep and can conveniently use them, is very high (Figure 1A–D). Such estimates of π_i , which take into consideration the movement patterns of persons are obtained in the field by weighting the observed indoor and outdoor biting rates at each period of the night by the proportion of humans that are typically in these two compartments at that time.^{6,7}

When reasonable levels of community-wide coverage are achieved, with approximately half of the population using them each night,^{8,9} ITNs not only confer personal protection against infectious bites but can also reduce the survival, feeding frequency, feeding success, and density of vector mosquito populations.^{8,10} This finding means that ITNs not only prevent malaria in protected persons, but can also reduce the exposure of unprotected persons by suppressing transmission across entire communities.^{9,11–15}

Recent evidence suggests behavioral changes by malaria mosquito populations to avoid contact with ITNs by either feeding predominantly outdoors or in the early part of the evening.^{5,7,16–18} Such changes can drastically reduce the level of personal protection conferred by ITNs for obvious reasons.^{5,7} These behavioral changes might have resulted from the selection of genetically inherited traits or, more directly, from plastic phenotypic adaptation in response to increased coverage of ITNs or indoor residual spraying.^{5,16,17} Such intervention pressure may even be strong enough to cause changes in species composition of vector populations by selectively eliminating the most susceptible species and leaving those that are less vulnerable.^{2,19–23} For instance, *An. arabiensis* Patton, which is typically more exophilic, zoophagic, and exophagic than its sibling species *An. gambiae* sensu stricto, already dominates malaria transmission in parts of western Kenya where widespread use

of ITNs has progressively diminished the importance of *An. gambiae* s.s as the main malaria vector.²⁰

Although it is commonly perceived that ITNs are ineffective against outdoor-biting mosquitoes based on conventional measures of mosquito behavior,^{5,18,24} we adapt an established mathematical model of mosquito behavior and malaria transmission^{8,10} to examine the possibility that ITNs can achieve communal suppression of malaria transmission exposure, even where mosquito evade them and personal protection is modest. We adapt an existing model⁸ that was previously used to establish population-wide coverage thresholds levels of ITNs at which community-level protection is equivalent to or greater than personal protection.⁸ Specifically, we modify the model slightly to deal more realistically with vector populations that vary in terms of their feeding behaviors. The probability of mosquitoes surviving their eventual host attack (P_γ) is adjusted to account for the effect of ITN avoidance behavior, expressed as the proportion of normal exposure that would occur at times during which a human host would normally be under a net (π_i). This parameter can also be thought of in simple terms as the maximum proportion of normal exposure, which is directly preventable through personal protection by using an ITN. The corrected probability of a mosquito surviving the eventual host attack is calculated with the following modification of equation 13 of the original model,⁸ assuming that the proportion of all attacks that end in death is the sum of mortality probabilities for attacking protected and unprotected hosts, weighted according to the proportion of the availability of all hosts that they represent.

$$P_\gamma = 1 - \frac{((1 - \pi_i) \mu_u + \pi_i \mu_{u+p}) a_{h,u} N_{h,p} + \mu_u (a_c N_c + a_{h,u} N_{h,u})}{a_{h,u} N_{h,u} + A_c}$$

The definitions of relevant terms in the model are shown in Table 1. The reduction in relative rate of exposure (RRE) to malaria transmission achieved by individual-level personal protection (ITN users), community-level protection (ITN non-users), and combined individual and communal protection (ITN users) was estimated by fixing the additional mortality probability of mosquitoes encountering an ITN at 0.8²⁵ and ITN coverage at the achievable level of 0.5, equivalent to 50% use as recorded in typical household surveys and specified by internationally agreed targets.^{8,9} Otherwise, the model

* Address correspondence to Nicodem J. Govella, Coordination Office, Ifakara Health Institute, PO Box 78373, Kiko Avenue, Mikocheni, Dar es Salaam, Tanzania. E-mail: govella@ihi.or.tz

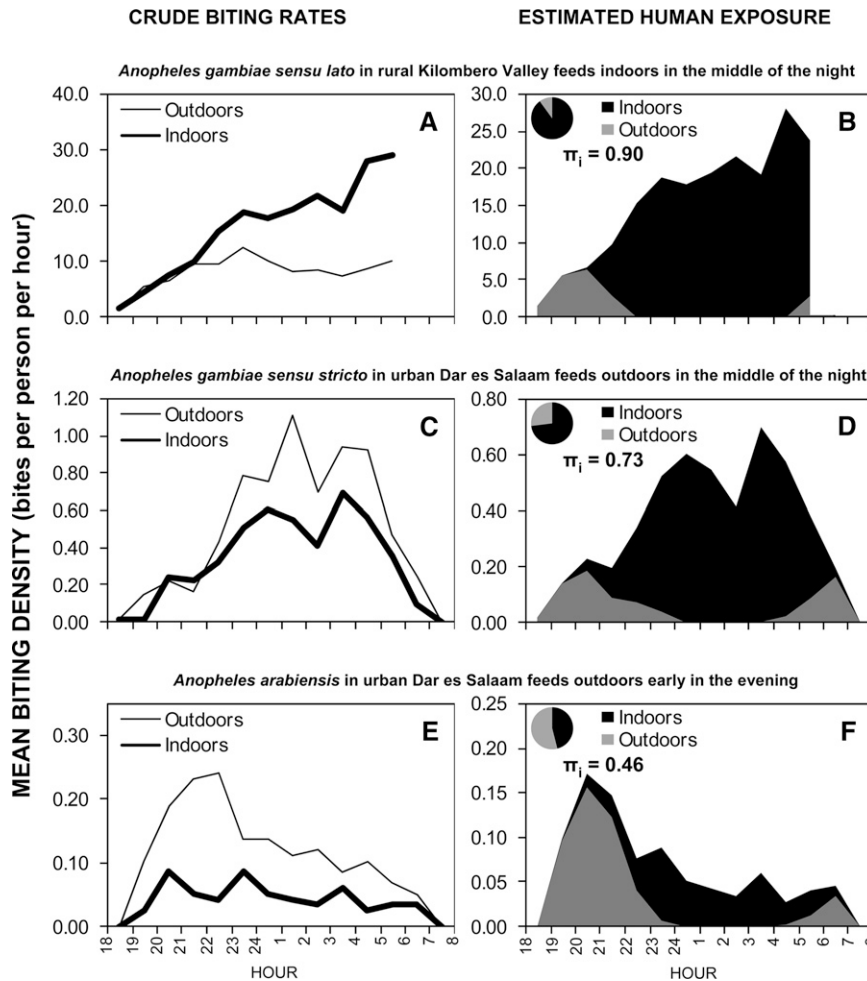


FIGURE 1. Crude behavioral profiles of three populations of malaria vectors in Tanzania (A, C, and E) and the corresponding exposure profiles of the human populations exposed to them (B, D, and F). The left panels plot crude behavioral profiles based on mean biting density of mosquitoes per hour, and the right panels represent human behavior-adjusted estimates of actual transmission exposure obtained by multiplying the mean biting density of mosquito in each hour and the proportion of humans present in the indoor and outdoor compartments.^{6,7}

is formulated, parameterized, and applied exactly as previously described.⁸

Figure 1E and F show that less than half of all human exposure to *An. arabiensis* in urban Dar es Salaam, Tanzania⁷ occurs in times and places when using an ITNs is feasible ($\pi_i = 0.46$). Based on these published field data, simulations predict only a slight suppression in personal relative rate of exposure to transmission (RRE = 0.59), equivalent to a 1.7-fold reduction

(Figure 2). However, much greater decreases in exposure to transmission for ITN users (communal plus personal protection; RRE = 0.19) and non users (communal protection only; RRE = 0.32) are predicted at 50% community-wide coverage. Thus, even non-users receiving only communal protection can expect 3.1-fold reduction of exposure to transmission and users enjoy a 5.3-fold reduction. Extrapolating this level of communal protection horizontally across Figure 2 shows that this is equivalent to the personal protection provided when mosquitoes feed predominantly at times when most residents are indoors ($\pi_i = 0.77$). Once reasonably high use rates are attained, communal protection achieved is greater than personal protection because even modest reductions of mosquito survival and feeding success per gonotrophic cycle result in much larger impacts upon proportion of mosquitoes surviving the multiple blood feeds required to reach an age where they can transmit mature sporogonic-stage parasites.^{26–28}

Conventional mosquito behavior measures^{5,18,24,29–32} can underestimate the potential of ITNs because they ignore the importance of human movements³³ indoors and outdoors. *Anopheles gambiae* s.s. also prefers to bite outdoors in Dar es Salaam (Figure 1C),⁷ but surveys of human malaria prevalence confirm that ITNs confer valuable personal protection

TABLE 1
Parameter definitions

P_γ	= Mean probabilities of surviving eventual host attack
π_i	= Proportion of normal exposure of unprotected humans lacking nets that occurs at times and places when net users would be protected by sleeping under them
μ_u	= Mortality upon attacking an unprotected host
μ_{u+p}	= Overall mortality upon attacking a protected host
$a_{h,u}$	= Mean availability of individual unprotected humans
$N_{h,p}$	= Number of protected humans
a_c	= Mean availability of individual cattle
N_c	= Number of cattle
$N_{h,u}$	= Number of unprotected humans
N_h	= Number of humans
A_c	= Total availability of cattle

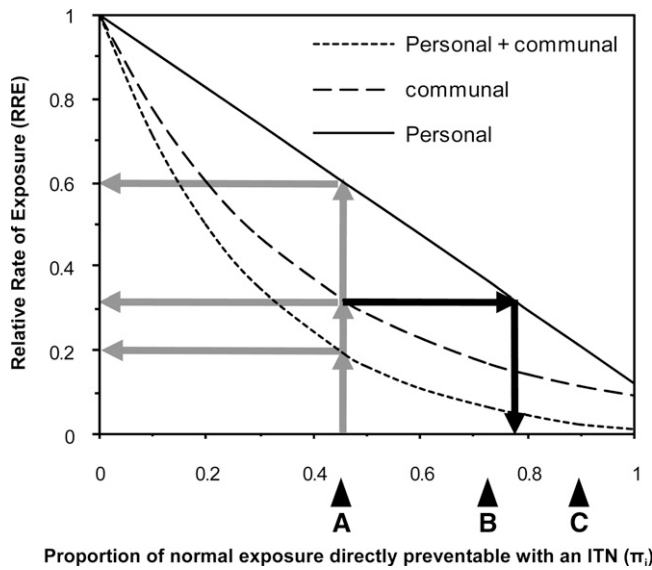


FIGURE 2. Simulated relationship between personal (users), communal (non-users), and combined effect of personal and communal (users) level suppression of malaria transmission exposure across a range values for the proportion of normal exposure for an unprotected individual occurring at times when insecticide-treated nets (ITNs) would be in use if they were available (π_i). **Arrows A, B, and C** represent reported values of π_i for *Anopheles arabiensis* and *An. gambiae* s.s in urban Dar es Salaam, Tanzania⁷ and *An. gambiae* sensu lato in the rural Kilombero Valley,⁶ respectively (Figure 1). Note that although here we present a scenario in which overall ITN coverage level is set at 50%, the degree of personal protection against exposure is independent of coverage in the community at large.

and reduce infection risk by 23.6% (95% confidence interval = 61.4–95.1%, $P = 0.016$).³⁴ This finding is due to the fact that because persons sleep indoors during peaks of mosquito activity, this location is where most human exposure occurs ($\pi_i = 0.73$; Figure 1D), and can be prevented by using an ITN.⁷

Plotting π_i versus the proportion of mosquitoes that are caught indoors by conventional field methods (Figure 3) shows that in all cases, the latter consistently underestimates the former. Even for highly exophagic populations of mosquitoes, most bites (Figure 3) can be confined to times when most humans are indoors⁷ and possibly under a net. This approach can therefore underestimate the full potential of ITNs because it considers outdoor catches at times when they have little or no epidemiologic relevance. Conversely, the proportion of mosquitoes that are caught at times during which most persons are asleep can overestimate or underestimate π_i for exophagic and endophagic vectors, respectively, because outdoor catches during these period and indoor catches in the evenings and mornings are included (Figure 3).

However, the number of mosquitoes caught indoors during sleeping hours, expressed as a proportion of itself plus the number mosquitoes caught outdoors outside of sleeping hours, closely matches formal estimates of π_i (Figure 3). Although the level of exophagy and endophagy of vector populations influences the efficacy of ITNs for preventing malaria transmission, human movement patterns and the extent to which vector activity patterns match them may often be more important. These examples from Dar es Salaam⁷ illustrates how two exophagic vector populations can avoid ITNs to different extents because of differences in their peak times of activity and the degree to which these coincide with human behavioral

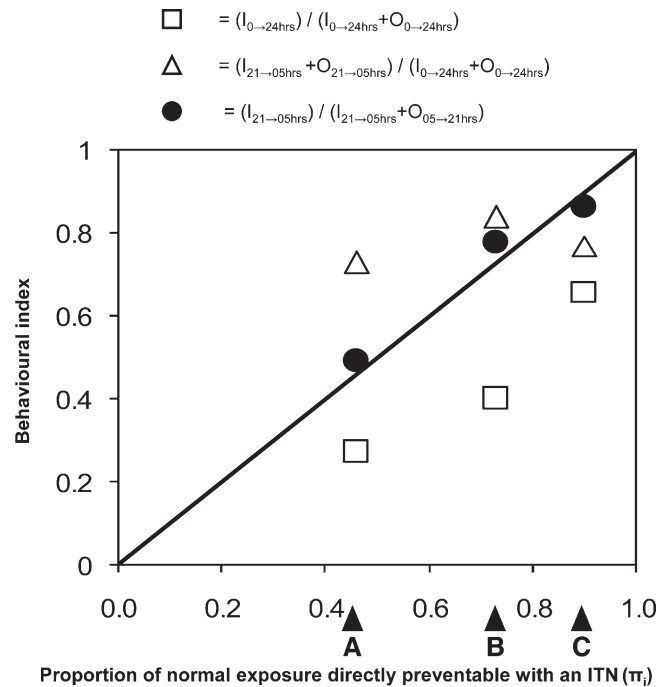


FIGURE 3. Graph of three crude behavioral indices for three populations of *Anopheles* mosquitoes in Tanzania compared with formal estimates of π_i , which is the maximum proportion of normal exposure that is directly preventable by using an insecticide-treated net. **Arrows A, B, and C** represent reported values of π_i for *An. arabiensis* and *An. gambiae* s.s in urban Dar es Salaam⁷ and *An. gambiae* sensu lato in the rural Kilombero Valley,⁶ respectively (Figure 1). Open squares represent the proportion of mosquitoes that are caught indoors calculated by dividing the total catch indoors across all times ($I_{0 \rightarrow 24 \text{ hours}}$) by total catch occurring outdoors ($O_{0 \rightarrow 24 \text{ hours}}$) and indoors ($I_{0 \rightarrow 24 \text{ hours}}$). The open triangles represent the proportion of mosquitoes that are caught at times when most humans are likely asleep, obtained by dividing the total catch occurring indoors and outdoors from 9:00 PM to 5:00 AM ($I_{9:00 \text{ PM} \rightarrow 5:00 \text{ AM}} + O_{9:00 \text{ PM} \rightarrow 5:00 \text{ AM}}$) by total catch indoors and outdoors across all times ($I_{0 \rightarrow 24 \text{ hours}} + O_{0 \rightarrow 24 \text{ hours}}$). The filled circles represents a crude estimate of the proportion of exposure occurring indoor (π_i), obtained by dividing the total catch occurring indoor from 9:00 PM to 5:00 AM hours ($I_{9:00 \text{ PM} \rightarrow 5:00 \text{ AM}}$) by itself plus the total outdoor catch from 5:00 AM hours to 9:00 PM ($O_{5:00 \text{ AM} \rightarrow 9:00 \text{ PM}}$).

patterns. In simple terms, it is more important that persons are asleep and can conveniently use an ITN when vector activity peaks than that the place they sleep is preferred by those mosquitoes.

We therefore caution that ITNs should not be automatically discarded as a priority vector control measure just because vector mosquitoes are observed to prefer feeding outdoors. Explicit estimates of π_i values for locally relevant populations should first be obtained in the field and the potential community-level benefits, which are rarely captured by standard survey designs, should be carefully considered. Personal protection measures such as spatial repellents^{35,36} may be required to protect against outdoor bites in the morning or early evening,^{16,29,37} but should only be considered a supplement to ITNs unless proven otherwise. If the equitable, population-wide benefits of communal protection are ignored, potential opportunities for effective malaria control with a well-proven existing technology may be missed because the requirements for behaviorally-susceptible vector populations may be overestimated or overemphasized.

Received September 24, 2009. Accepted for publication November 16, 2009.

Acknowledgments: We thank Dr. H. F. Ferguson, Dr. Nakul Chitnis, and Professor Tom Smith for helpful suggestions and Dr. Y. Geissbühler for assisting with model parameterization.

Financial support: This study was funded by the Bill and Melinda Gates Foundation through the Malaria Transmission Consortium (Award no. 45114), coordinated by Dr. Neil Lobo and Professor Frank Collins at Notre Dame University, and a Research Career Development Fellowship (Award no. 076806) awarded to Gerry F. Killeen by the Wellcome Trust. The funding source had no involvement in the study design, analysis, writing of the manuscript, or the decision to submit for publication.

Authors' addresses: Nicodem J. Govella and Gerry F. Killeen, Coordination Office, Ifakara Health Institute, Mikocheni, Dar es Salaam, Tanzania, and Vector Group, Liverpool School of Tropical Medicine, Pembroke Place, Liverpool, United Kingdom, E-mails: govella@ihi.or.tz and gkilleen@ihi.or.tz. Fredros O. Okumu, Coordination Office, Ifakara Health Institute, Mikocheni, Dar es Salaam, Tanzania, and Disease Control and Vector Biology Unit, London School of Hygiene and Tropical Medicine, London, United Kingdom, E-mail: fredros@ihi.or.tz.

Reprint requests: Nicodem J. Govella, Coordination Office, Ifakara Health Institute, PO Box 78373, Kiko Avenue, Mikocheni, Dar es Salaam, Tanzania, E-mail: govella@ihi.or.tz.

REFERENCES

- Lengeler C, 2004. Insecticide-treated bed nets and curtains for preventing malaria. *Cochrane Database Syst Rev* CD000363.
- Gillies MT, DeMeillon B, 1968. *The Anophelinae of Africa South of the Sahara (Ethiopian Zoogeographical Region)*. Johannesburg: South African Institute for Medical Research.
- Gillies MT, Coetzee M, 1987. *A Supplement to the Anophelinae of Africa South of the Sahara (Afrotropical Region)*. Johannesburg: South African Medical Research Institute.
- White GB, 1974. *Anopheles gambiae* complex and disease transmission in Africa. *Trans R Soc Trop Med Hyg* 68: 279–301.
- Pates H, Curtis C, 2005. Mosquito behavior and vector control. *Annu Rev Entomol* 50: 53–70.
- Killeen GF, Kihonda J, Lyimo E, Oketch FR, Kotas ME, Mathenge E, Schellenberg JA, Lengeler C, Smith TA, Drakeley CJ, 2006. Quantifying behavioural interactions between humans and mosquitoes: evaluating the protective efficacy of insecticidal nets against malaria transmission in rural Tanzania. *BMC Infect Dis* 6: 161.
- Geissbühler Y, Chaki P, Emidi B, Govella NJ, Shirima R, Mayagaya V, Mtasiwa D, Mshinda H, Fillinger U, Lindsay SW, Kannady K, Caldas de Castro M, Tanner M, Killeen GF, 2007. Interdependence of domestic malaria prevention measures and mosquito-human interactions in urban Dar es Salaam, Tanzania. *Malar J* 6: 126.
- Killeen GF, Smith TA, Ferguson HM, Mshinda H, Abdulla S, Lengeler C, Kachur SP, 2007. Preventing childhood malaria in Africa by protecting adults from mosquitoes with insecticide-treated nets. *PLoS Med* 4: e229.
- Hawley WA, Phillips-Howard PA, Terkuile FO, Terlouw DJ, Kolczak MS, Hightower AW, 2003. Community-wide effects of permethrin-treated bed nets on child mortality and malaria morbidity in western Kenya. *Am J Trop Med Hyg* 68 (Suppl 4): 121–127.
- Killeen GF, Smith TA, 2007. Exploring the contributions of bed nets, cattle, insecticides and excitorepellency to malaria control: a deterministic model of mosquito host-seeking behaviour and mortality. *Trans R Soc Trop Med Hyg* 101: 867–880.
- Gimnig JE, Kolczak MS, Hightower AW, Vulule JM, Schoute E, Kamau L, Phillips-Howard PA, ter Kuile FO, Nahlen BL, Hawley WA, 2003. Effect of permethrin-treated bed nets on the spatial distribution of malaria vectors in western Kenya. *Am J Trop Med Hyg* 68: 115–120.
- Maxwell CA, Msuya E, Sudi M, Njunwa KJ, Carneiro IA, Curtis CF, 2002. Effect of community-wide use of insecticide-treated nets for 3–4 years on malarial morbidity in Tanzania. *Trop Med Int Health* 7: 1003–1008.
- Hii JLK, Smith T, Vounatsou P, Alexander N, Mai A, Ibam E, Alpers MP, 2001. Area effects of bednet use in a malaria-endemic area in Papua New Guinea. *Trans R Soc Trop Med Hyg* 95: 7–13.
- Binka FN, Indome F, Smith T, 1998. Impact of spatial distribution of permethrin-impregnated bed nets on child mortality in rural northern Ghana. *Am J Trop Med Hyg* 59: 80–85.
- Howard SC, Omumbo J, Nevill CG, Some ES, Donnelly CA, Snow RW, 2000. Evidence for a mass community effect of insecticide treated bednets on the incidence of malaria on the Kenyan coast. *Trans R Soc Trop Med Hyg* 94: 357–360.
- Braimah N, Drakeley C, Kweka E, Moshia FW, Helinski M, Pates H, Maxwell CA, Massawe T, Kenward MG, Curtis C, 2005. Tests of bednet traps (Mbita traps) for monitoring mosquito populations and time of biting in Tanzania and possible impact of prolonged ITN use. *Int J Trop Insect Sci* 25: 208–213.
- Charlwood JD, Graves PM, 1987. The effect of permethrin-impregnated bednets on a population of *Anopheles farauti* in coastal Papua New Guinea. *Med Vet Entomol* 1: 319–327.
- Oyewole IO, Awolola TS, 2006. Impact of urbanization on bionomics and distribution of malaria vectors in Lagos, southwestern Nigeria. *J Vector Borne Dis* 43: 173–178.
- Gillies MT, Smith A, 1960. Effect of a residual house spraying campaign on species balance in *Anopheles funestus* group: the replacement of *Anopheles funestus* Giles with *Anopheles rivulorum* Leeson. *Bull Entomol Res* 51: 248–252.
- Lindblade KA, Gimnig JE, Kamau L, Hawley WA, Odhiambo F, Olang G, Terkuile FO, Vulule JM, Slutsker L, 2006. Impact of sustained use of insecticide-treated bednets on malaria vector species distribution and Culicine mosquitoes. *J Med Entomol* 42: 428–432.
- Odetoynbo JAA, Davidson G, 1968. *The Anopheles gambiae Complex and its Role in Malaria Transmission in the Islands of Zanzibar and Pemba, United Republic of Tanzania*. WHO/MAL 68. Geneva: World Health Organization.
- Gillies MT, Furlong M, 1964. An investigation into behaviour of *Anopheles parensis* Gillies at Malindi on coast of Kenya. *Bull Entomol Res* 55: 1–16.
- Gillies MT, 1962. A new species of the *Anopheles funestus* complex (Diptera: Culicidae) from East Africa. *Proc R Entomol Soc London (B)* 31: 81–86.
- Rubio-Palis Y, Curtis CF, 1992. Biting and resting behaviour of Anophelines in western Venezuela and implications for control of malaria transmission. *Med Vet Entomol* 6: 325–334.
- Graham K, Kayedi MH, Maxwell C, Kaur H, Rehman H, Malima R, Curtis CF, Lines JD, Rowland MW, 2005. Multicountry field trials comparing wash-resistance of PermaNet and conventional insecticide-treated nets against anopheline and culicine mosquitoes. *Med Vet Entomol* 19: 72–83.
- Garrett-Jones C, 1964. Prognosis for interruption of malaria transmission through assessment of the mosquito's vectorial capacity. *Nature* 204: 1173–1175.
- Garrett-Jones C, Shidrawi GR, 1969. Malaria vectorial capacity of a population of *Anopheles gambiae*. *Bull World Health Organ* 40: 531–545.
- MacDonald G, 1957. *The Epidemiology and Control of Malaria*. London: Oxford University Press.
- Sungvornyothin S, Muenvorn V, Garros C, Manguin S, Prabaripai A, Bangs MJ, Chareonviriyaphap T, 2006. Trophic behavior and biting activity of the two sibling species of the *Anopheles minimus* complex in western Thailand. *J Vector Ecol* 31: 252–261.
- Krafsur ES, 1971. Malaria transmission in Gambela, Illubabor province. *Ethiop Med J* 9: 75.
- White GB, 1973. Comparative studies on sibling species of the *Anopheles gambiae* Giles complex (Dipt. Culicidae). III. The distribution, ecology, behaviour and vectorial importance of species D in Bwamba County, Uganda, with an analysis of biological, ecological, morphological and cytogenetical relationship of Ugandan species D. *Bull Entomol Res* 63: 65–97.
- Henry M, Gelfand MD, 1955. *Anopheles gambiae* Giles and *Anopheles melas* Theobald in a coastal area of Liberia, West Africa. *Trans R Soc Trop Med Hyg* 49: 508–527.

33. Stoddard ST, Morrison AC, Vazquez-Prokopec GM, Pazsoldan V, Kochev TJ, Kitron U, Elder JP, Scott TW, 2009. The role of human movement in the transmission of vector-borne pathogen. *PLoS Negl Trop Dis* 3: e481.
34. Geissbühler Y, Kannady K, Chaki PP, Emedi B, Govella NJ, Mayagaya V, Kiama M, Mtasiwa D, Mshinda H, Lindsay SW, 2009. Microbial larvicide application by a large-scale, community-based program reduces malaria infection prevalence in Urban Dar Es Salaam, Tanzania. *PLoS One* 4: e5107.
35. Pates HV, Line JD, Keto AJ, Miller JE, 2002. Personal protection against mosquitoes in Dar es Salaam, Tanzania, by using a kerosene oil lamp to vaporize transfluthrin. *Med Vet Entomol* 16: 277–284.
36. Seyoum A, Killeen GF, Kabiru EW, Knols BG, Hassanali A, 2003. Field efficacy of thermally expelled or live potted repellent plants against African malaria vectors in western Kenya. *Trop Med Int Health* 8: 1005–1011.
37. Trung HD, Bortel WV, Sochantha T, Keokenchanh K, Briet OJ, 2005. Behavioural heterogeneity of *Anopheles* species in ecologically different localities in southeast Asia: a challenge for vector control. *Trop Med Int Health* 10: 251–262.