

LONDON
SCHOOL of
HYGIENE
& TROPICAL
MEDICINE



LSHTM Research Online

Nampijja, Margaret; Kizindo, Robert; Apule, Barbara; Lule, Swaib; Muhangi, Lawrence; Titman, Andrew; Elliott, Alison; Alcock, Katie; Lewis, Charlie; (2018) The role of the home environment in neurocognitive development of children living in extreme poverty and with frequent illnesses: a cross-sectional study. Wellcome Open Research, 3. p. 152. DOI: <https://doi.org/10.12688/wellcomeopenres.14702.1>

Downloaded from: <http://researchonline.lshtm.ac.uk/4650851/>

DOI: <https://doi.org/10.12688/wellcomeopenres.14702.1>

Usage Guidelines:

Please refer to usage guidelines at <http://researchonline.lshtm.ac.uk/policies.html> or alternatively contact researchonline@lshtm.ac.uk.




Available under license: <http://creativecommons.org/licenses/by/2.5/>

<https://researchonline.lshtm.ac.uk>



RESEARCH ARTICLE

The role of the home environment in neurocognitive development of children living in extreme poverty and with frequent illnesses: a cross-sectional study [version 1; referees: 1 approved]

Margaret Nampijja ¹, Robert Kizindo¹, Barbara Apule¹, Swaib Lule¹, Lawrence Muhangi¹, Andrew Titman ², Alison Elliott ¹, Katie Alcock², Charlie Lewis²

¹Coinfections Programme, MRC/UVRI and LSHTM Uganda Research Unit, Plot 51-59 Nakiwogo Road Entebbe. P.O. Box 49, Entebbe, Uganda

²Department of Psychology, Lancaster University, Fylde College LA1 4YF, Lancaster, LA1 4YF, UK

v1 **First published:** 03 Dec 2018, 3:152 (<https://doi.org/10.12688/wellcomeopenres.14702.1>)
Latest published: 03 Dec 2018, 3:152 (<https://doi.org/10.12688/wellcomeopenres.14702.1>)

Abstract

Background: The home environment is reported to contribute significantly to children's developing cognitive skills. However, it is not yet evident whether this role prevails in the context of extreme poverty and frequent ill-health. We therefore investigated the role of the home environment in Ugandan children taking into account the frequent infections and extreme poverty in which they lived.

Methods: Cognitive abilities of 163 5-year-old children were assessed. Home environments of these children, their health status and family socioeconomic status (SES) were assessed respectively using the EC-HOME, anthropometry and illnesses, and traditional SES measures. Structural equation analyses compared five models on the influence of the home environment, SES, and child health on the cognitive scores.

Results: The model in which the home environment mediates the combined influence of SES and child health on cognitive performance showed a particularly good fit to the data compared with the four alternative models, i.e. those in which the HOME, SES and health independently influence cognitive performance.

Conclusions: Home environments providing cognitive stimulation can enable children to overcome effects of major adverse life experiences on cognitive development.

Keywords

home environment, poverty, health status, child, cognitive function

Open Peer Review

Referee Status: 


Invited Referees

1

version 1

published
03 Dec 2018


report

1 **Michael J Boivin** , Michigan State University, USA
The University of Michigan, USA

Discuss this article

Comments (0)

Corresponding author: Margaret Nampijja (maggie.nampijja@gmail.com)

Author roles: **Nampijja M:** Conceptualization, Data Curation, Formal Analysis, Funding Acquisition, Investigation, Methodology, Project Administration, Validation, Writing – Original Draft Preparation, Writing – Review & Editing; **Kizindo R:** Investigation, Project Administration; **Apule B:** Investigation, Methodology, Project Administration; **Lule S:** Investigation, Methodology, Project Administration, Validation, Writing – Review & Editing; **Muhangi L:** Data Curation, Formal Analysis, Methodology, Validation, Writing – Review & Editing; **Titman A:** Data Curation, Formal Analysis, Methodology, Visualization, Writing – Original Draft Preparation; **Elliott A:** Conceptualization, Data Curation, Formal Analysis, Funding Acquisition, Investigation, Methodology, Project Administration, Supervision, Validation, Writing – Original Draft Preparation, Writing – Review & Editing; **Alcock K:** Conceptualization, Formal Analysis, Methodology, Supervision, Writing – Original Draft Preparation, Writing – Review & Editing; **Lewis C:** Formal Analysis, Methodology, Project Administration, Supervision, Visualization, Writing – Original Draft Preparation, Writing – Review & Editing

Competing interests: No competing interests were disclosed.

Grant information: This work was supported by the Wellcome Trust (grant numbers 064693 and 079110, awarded to the Principal Investigator of EMABS) and by the Medical Research Council as part of a PhD scholarship awarded to the first author.

The funders had no role in study design, data collection and analysis, decision to publish, or preparation of the manuscript.

Copyright: © 2018 Nampijja M *et al.* This is an open access article distributed under the terms of the [Creative Commons Attribution Licence](#), which permits unrestricted use, distribution, and reproduction in any medium, provided the original work is properly cited.

How to cite this article: Nampijja M, Kizindo R, Apule B *et al.* **The role of the home environment in neurocognitive development of children living in extreme poverty and with frequent illnesses: a cross-sectional study [version 1; referees: 1 approved]** Wellcome Open Research 2018, **3**:152 (<https://doi.org/10.12688/wellcomeopenres.14702.1>)

First published: 03 Dec 2018, **3**:152 (<https://doi.org/10.12688/wellcomeopenres.14702.1>)

Introduction

The home environment is considered to be of paramount importance in neurocognitive development, especially in the first years of life when children's experiences are predominantly dependent on what is provided by their parents. The home environment comprises physical (e.g. household possessions, play materials) and social (e.g. parent-child interactions, family size, and structure) components, which, if favourable, provide psychological stimulation and support necessary for optimal development of early cognitive skills and these in turn predict their education and employment success later in life. Evidence for the role of the home environment comes from observational as well as interventional studies (Andrade *et al.*, 2005; Bradley *et al.*, 1989; Dobrova-Krol *et al.*, 2010; Grantham-McGregor *et al.*, 1994; Klein, 1991; Klein & Rye, 2004; Laude, 1999; Marques dos Santos *et al.*, 2008; Ramey & Ramey, 1998; Richter & Grieve, 1991; Roberts & Barnes, 1992; Waber *et al.*, 1981).

Parental responsiveness, frequent contact, consistent provision of care and a variety of play materials correlate strongly with cognitive development (Andrade *et al.*, 2005; Bradley *et al.*, 1989; Laude, 1999). Family care, even when it is of compromised quality, is more favorable for children's development than institutional care (Dobrova-Krol *et al.*, 2010). In general, the social (parental warmth) and contextual exposures within the home environment provide opportunities for children to learn language and other cognitive skills useful for everyday learning, until they start schooling and beyond (Roberts & Barnes, 1992). The home environment therefore plays a critical role in laying the foundation for basic cognitive capacities on which school and other external environments will build.

Evidence indicates that the quality and impact of the home environment vary with family poverty, parental education, and other socio-economic factors (Andrade *et al.*, 2005; Bradley *et al.*, 1989; Coscia *et al.*, 2001). Parents living in poverty are unable to provide stimulating materials (e.g. toys, and books) for their children and are often stressed and use harsh punishments to discipline their children. Repeatedly, the effects of socio-economic status (SES) on cognitive function have been found to be mediated by the home environment (Coscia *et al.*, 2001; Marques dos Santos *et al.*, 2008), which is consistent with Bronfenbrenner's (1979) ecological systems theory, in which SES influences development through the more proximal family environment.

Further, the influence of the home environment on cognition has often been reported to be compromised by ill-health, (Coscia *et al.*, 2001; Dobrova-Krol *et al.*, 2010; Marques dos Santos *et al.*, 2008; Sarsour *et al.*, 2011). For instance, the effect of the home environment was weaker in HIV-infected children than in controls, possibly because of reduced activity in the sick children, but also discrimination of these children by family members, blunting the effect of the home environment (Dobrova-Krol *et al.*, 2010). Occasionally, severe ill-health may enhance the health-cognition relationship. Coscia *et al.* (2001) reported this in children who were in the advanced stages of HIV disease when compared with those in earlier stages of the

disease. In summary, child stimulation in the home environment is constrained by its complex relationship with socio-economic and health factors. Thus measuring the home effect should take these factors into account.

The current study aimed to measure the impact of the home environment on cognitive function in a sample of Ugandan children, taking into account possible direct and indirect influences of frequent infections and the extreme poverty which these children experience. On the basis of the available literature, we hypothesized alternative models describing the relationship between the home environment, SES, child health and cognitive function. In this paper, we consider five models, which are described below and shown in Figure 1.

The home, SES and child health status are often taken as having competing influences on cognitive function and, as a result, there is a large body of evidence for the distinct effects of each of these on cognitive outcomes (Bradley *et al.*, 1989; Ramey & Ramey, 1998; Walker *et al.*, 1991). This relationship is represented as Model 1 in Figure 1. However, the home environment, SES and health factors may interact in different ways to influence a child's development. This may be through mediation of the effects of one factor by another or by modification of its relationship with cognitive function. Mediation/modification effects have been demonstrated in studies among HIV-infected children (Coscia *et al.*, 2001; Dobrova-Krol *et al.*, 2010). Both of these studies show that HIV may negatively modify the effect of the environment, but, in advanced stages of the disease, the effect may be positive (Coscia *et al.*, 2001). SES as a broad construct (parental education, occupation and family income) has been found to be associated with cognitive performance (Berkman *et al.*, 2002; Humphreys & Grenicis, 2002; Jukes *et al.*, 2002; Marques dos Santos *et al.*, 2008; Ravara & Cunha, 2016). However, studies indicate that the relationship between SES and cognitive function might be mediated by factors within the home environment, including play materials, parenting style and the physical environment (Coscia *et al.*, 2001; Sarsour *et al.*, 2011; Tong *et al.*, 2007). From these studies, two alternative models are hypothesized: one in which health status mediates effects of SES and the home environment (Figure 1, Model 2), and another where the home environment mediates effects of health and SES (Figure 1, Model 3).

Studies have consistently demonstrated an association between SES and child physical health. Children living in poverty are at a higher risk of low birth weight (Rouse *et al.*, 2015), child mortality (Shigeno *et al.*, 2014) and poor nutritional status (Braissant *et al.*, 2015; Liu *et al.*, 2015). These children consequently suffer poorer neurodevelopmental outcomes than those who are from wealthier families (Kordas *et al.*, 2009). Given that SES also contributes to differences in the quality of the home environment (Bradley *et al.*, 1989), it is possible that the effect of SES on a child's intellectual ability is mediated by the child's health and the home environment. On the basis of this notion, a fourth model (Model 4, Figure 1) can be hypothesized, in which SES is moderated both by the home environment and the health of the child and each separately affects cognitive function.

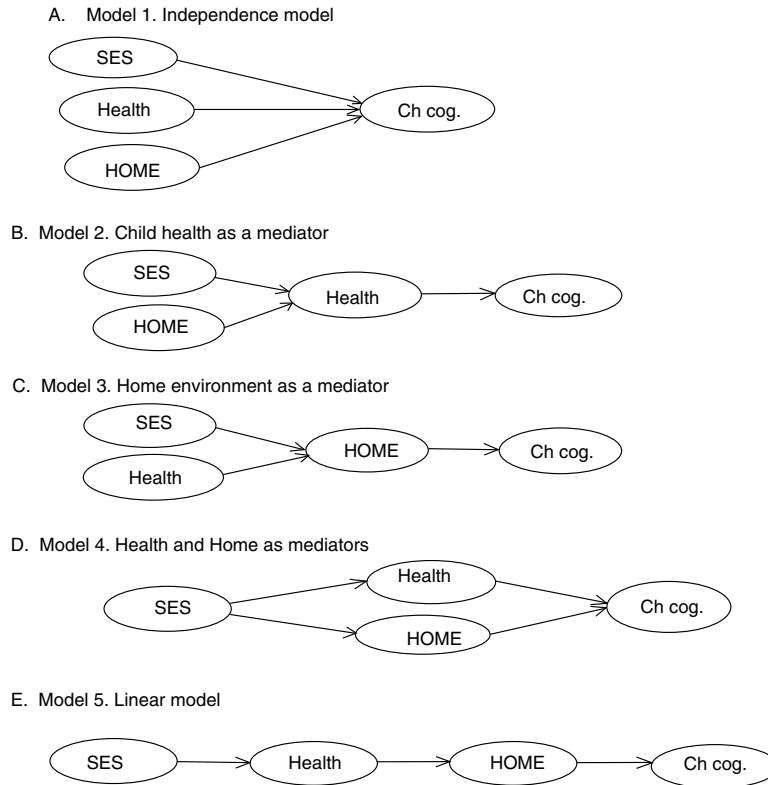


Figure 1. **A.** Model 1, in which child health, SES and home environment are hypothesized independently to influence cognitive function; **B.** Model 2 in which child health is hypothesized to mediate effects of SES and the home environment on cognitive function; **C.** Model 3 in which the home environment is presumed to mediate effects of SES and child health on cognitive function; **D.** Model 4 where the child's health and home environment each mediate the effects of low SES; **E.** Model 5 in which a series of mediations are seen, starting with SES, through child health and home environment to cognitive function.

In contrast to the aforementioned models, some findings have implied a linear sequence of influences leading to prediction of the child's cognitive function. A prior study showed that SES was related to health status, which in turn fed into the home environment to ultimately affect cognitive function (Marques dos Santos *et al.*, 2008). Thus, building on Bronfenbrenner's ecological systems theory (Bronfenbrenner, 1979), an alternative model (Model 5) predicting a clearly linear series of influences from SES (most distal and lasting), through the child's health from birth, then the current home environment (most proximal) to cognitive functioning in childhood is proposed. Figure 1 presents the five contrasting models proposed above.

Apart from the few studies in low-income settings (Marques dos Santos *et al.*, 2008) evidence for the role of the home environment is largely from studies of families in the West, where the effect of the home environment is less likely to be significantly influenced by major adversities. Western samples have included participants with low SES, but these did not have the level of poverty, illiteracy, malnutrition, infection, and mortality rate that predominate in sub-Saharan Africa, the Indian subcontinent and developing countries within Asia.

These adversities make the sub-Saharan region an excellent context in which the role of the home environment on development may be compromised by these factors but such contexts have not been studied.

Using a sample of children from a low-income setting who suffered frequent infections in early childhood, we aimed to (i) to assess scores on the Home Observation for Measurement of the Environment (HOME) scale of children living in typical poverty with typical infections; and (ii) to measure the relative impacts of the child's social circumstances, health status and home environment on cognitive ability by comparing the models shown in Figure 1 to identify which best describes the relationship between the three key exposures (home, SES and health) and cognitive performance.

Methods

Design and participants

This research was conducted within the larger birth cohort that investigated effects of worm infections and their treatment on responses to immunizations, incidence of childhood infections and of allergic diseases in children, and on cognitive outcomes (Elliott *et al.*, 2007). Between January 2010 and December 2012, families participating in the parent study and residing in Entebbe municipality, Uganda, and the surrounding villages were invited to take part in this study. A sub-group of 163 participants (80 males, 49%) of mean age, 5 years, 2 weeks, was selected from among the 870 5-year-old participants for whom cognitive testing had been completed to assess outcomes of anthelmintic treatment in children (Ndibazza *et al.*, 2012). The home observations were introduced after cognitive testing had begun. Children who participated in cognitive testing (at age

5 years) during this time, and were eligible, were enrolled as they came in. Children were eligible for home observations if they were 5 years old plus or minus 2 weeks, were participating in the EMABS study, had completed the cognitive assessment and were residing within Entebbe Municipality and Katabi sub-county, and their parents were willing to participate in this part of the study. When recruitment started, every parent who brought the child for the 5 year visit was approached about this study and if they were willing and the child was eligible, they were recruited. Recruitment was stopped when the desired number of participants was obtained. A previous study with a sample size of 89 generated enough power to give a significant result (Bangirana *et al.*, 2009); thus, a sample size of 200 children was estimated to be sufficient for this question. However, a sample size of 163 was achieved. A total of 17 children missed the HOME assessments, hence the data reported here are on 146 children.

Measurements

The home environment. The home environments of participants were measured using the HOME scale (Caldwell & Bradley, 1984), which was adapted and translated to suit the study setting (Supplementary File 1). The HOME inventory was developed to measure the quality of stimulation and support available to a child in the home environment; it assesses various aspects of the home environment, including emotional and verbal responsiveness of the mother, use of restriction and punishment, organization of physical and temporal environment, provision of appropriate play materials and games, mother's involvement with the child, and opportunity for variety in daily stimulation. The early childhood HOME scale, which was adapted for use in this study, covers ages 3–6 years and assesses various aspects of the home environment using eight subscales (the physical environment, learning materials, language stimulation, responsivity, academic stimulation, modelling and acceptance). The HOME has been used world-wide and has been demonstrated to exhibit stable validity across a diversity of cultural and socio-economic contexts studied (Bradley *et al.*, 1989; Mitchell & Gray, 1981; Mundfrom *et al.*, 1993; Plomin *et al.*, 1985; Stevens & Bakeman, 1985). However, some items have been reported to be inappropriate for certain cultures outside the US (Caldwell & Bradley, 1984), so it was initially piloted on 20 families and minor modifications were made to suit it to the study population. A full description of the how the HOME was adapted, including the pilot, is provided in Supplementary File 1.

Motor and cognitive testing. Participants were assessed on motor and cognitive functions using measures that were previously adapted and translated for Ugandan children (Nampijja *et al.*, 2010), and four additional measures of executive function that were added later, which are described in Supplementary File 2. The assessment battery comprised measures of motor ability, general intellectual ability and executive function (i.e. working memory, inhibition, mental flexibility, attention and planning). These domains have been implicated in previous studies to be sensitive to effects of worm infection, and respective measures have shown adaptability across various contexts. The measures included in the battery were: coin box and balancing on one leg

(motor ability); block design and picture vocabulary scale (general cognitive ability); sentence repetition, verbal fluency, counting span and running memory for working memory; tap once tap twice (henceforth referred to as the 'Tapping task': inhibition); Wisconsin card sorting task (mental flexibility); Picture Search (selective attention); and Tower of London (planning), (see Ndibazza *et al.*, 2012).

Health and social exposures. Apart from the home environment (key exposure) and cognitive performance (main outcome), variables specifying child health and social processes were examined to complete the conceptual framework represented in Figure 1. In terms of child health, we recorded antenatal and delivery information, childhood illness episodes (malaria, diarrhoea, upper and lower respiratory tract infections, measles, HIV status, worm infections), child's nutritional status (height, weight, haemoglobin levels). For information on socioeconomic circumstances, we included the child's birth order, number of siblings, mother's age and marital status, family size and composition, and measures of family wealth, including mother's and father's education, occupation, income, and household SES. Household SES was rated on a six-point scale based on possession of items such as a bicycle, television, phone, bed, etc. In addition to the home environment, we measured the 'out of home' environment, particularly school attendance, since by age 5 years Ugandan children have been enrolled in preschool. We collected information on whether the child was attending any form of school (day-care, preschool or primary), for how long they had attended and how many hours were spent there.

Ethical approval

The study was approved by the Science and Ethics Committee of the Uganda Virus Research Institute (Ref. GC 127/11/08/20) and the Uganda National Council for Science and Technology (Ref. SS 2262). Informed written (or witnessed thumb-print) consent was obtained from parents or guardians of all eligible children.

Data reduction

Data were analyzed in SPSS version 12. With several measures assessing each of the complex constructs that we wished to explore, the first task was to examine whether and how the four global constructs (HOME, health, Social and Economic Status (SES), and cognitive ability) could be reduced for further analysis. We used Cronbach's alpha as an initial guide in preparation for the modelling, in which the validity of factor loadings could be confirmed.

The eight HOME measures were examined first and found to correlate with each other. The measures seemed to show reasonable consistency (the exception was Acceptance which was dropped). To confirm this we ran a Confirmatory Factor Analysis using the package AMOS. This showed an acceptable fit (root mean square error of approximation (RMSEA) = 0.04) and each of the manifest variables contributed significantly to the latent factor ($p < 0.001$). It was thus decided to treat these variables as a uniform construct in preparation for the main analyses.

Secondly, we examined the relationships between seven variables used to assess SES: maternal and paternal educational attainments, maternal and paternal occupation, marital status, household possessions and family income. On the basis of correlations, the best combination of measures involved four of these (paternal occupation, maternal education, family income and household possessions) and these factors are commonly taken to be measures of SES.

Thirdly, we constructed a measure of the child's health. This took into account the child's weight and height, and we calculated mean of the standardised scores from these two measures. We also derived a standard measure drawn from the number of key illnesses experienced (averaged scores of number of diarrhoea episodes, lower tract infections and malaria bouts). The rationale for this was that at this age and in this culture weight and height are markers of good health, while illnesses are a marker of ill health, as discussed in the background. For the preliminary analyses we constructed a measure of 'physique' (height + weight/2) and subtracted a measure of the sum of the three key illnesses, using standard scores, to provide a measure of child health.

Fourthly, we constructed a measure of cognitive functioning from the mean of the standardized scores from the nine test measures. We found (following exploratory factor analysis and an attempt to construct separate measures of verbal and nonverbal performance) that a single scale of seven of these items produced the most coherent overall measure. Correlations between each HOME dimension and cognitive measure were examined.

Comparison of identified models

In order to test the coherence of the measures comprising the four constructs (SES, Child Health, HOME and Child Cognitive Performance) and compare the relative fit of the five models depicted in Figure 1, we constructed structural equation models (SEMs) using the AMOS statistics package (Brooker *et al.*, 2006). Note that the correlation between SES and Child Cognitive Performance in Table 5 was not significant so we examined whether the other variables (Child Health and HOME) mediated the link between these two factors. The models also allow us to test the possible ways in which child health

and the home environment might channel SES influences or mutually influence child cognitive development. We identified 'illness' as a negative value and linked all the individual measures with their designated latent variables. There were a few missing values for each variable (see Table 4) and these were accounted for using the full information maximum likelihood estimation procedures in AMOS based upon a missing at random assumption. We used the following indices of the fit of the models: [1] likelihood ratio chi-square: while not recommended for SEMs with small samples (Xie & Fu, 2012), it is included in this analysis for completeness; [2] Parsimony Comparative Fit Index (PCFI) is recommended to be a useful index of fit (Boivin *et al.*, 1993), even though there are not agreed cut off levels for an acceptable model; [3] Root Mean Square of Approximation (RMSEA), as this provides 90% confidence intervals and agreed upon levels of model fit with RMSEA < 0.1 as 'acceptable' and RMSEA < 0.06 as 'good' (Boivin *et al.*, 1993); [4] Akaike Information Criterion (AIC) to allow model comparison with lower values showing relative better fit.

Results

Participant characteristics

Mean birth weight, weight, height and haemoglobin level of the subgroup were found to be similar to those of the rest of the main cohort. In keeping with the larger sample, 6.8% were underweight (weight <13.8 kg), 12.5% were stunted (height <95 cm), and 5% were anaemic (Hb <10 g/dl). During the period from birth to 5 years of age, 27% of these children had suffered more than two episodes of malaria, 65% had had two or more bouts of diarrhoea and 98% had suffered frequent upper respiratory tract infection, often occurring as co-infections (so we did not examine this variable further). Lower respiratory infections were less common. Thirteen children were exposed to HIV infection *in utero*, three of whom were HIV-positive. These data are summarized in Table 1.

Turning to the social circumstances of participants, parents of these children were of variable education status, although the majority (123; 91.9%) did not go beyond secondary education. Mothers were less educated than fathers. Parents mostly engaged

Table 1. Child health characteristics.

	Child's nutritional parameters					Maternal factors		Childhood illnesses					
	Bwt, kg	Height, cm	Weight, kg	Muac, cm	Hb, g/dl	Mother's age, years	Family size, people	Events	Malaria, n (%)	Diarrhoea, n (%)	LRTI, n (%)	URTI, n (%)	HIV*, n (%)
Mean	3.31	101.64	16.32	16.74	11.99	24.86	5.70	none	76 (52.8)	24 (16.7)	106 (73.6)	nil	122 (90.4)
SD	0.47	4.96	1.88	1.13	1.32	6.37	1.93	1	29 (20.1)	26 (18.1)	26 (18.1)	2 (1.4)	13 (9.6)
Min	1.00	89.5	12	14.00	6.80	15	2	2+	39 (27.1)	94 (65.3)	12 (8.3)	142 (98.6)	
Max	4.2	117	21.4	19.20	16.80	47	19						

*Perinatal exposure to maternal HIV infection. Bwt, birth weight; Muac, mid upper arm circumference; Hb, haemoglobin level; LRTI, lower respiratory tract infection; URTI, upper respiratory tract infection.

in a range of unskilled jobs, 84.8% earning less than 30,000 Uganda shillings (\$12) per month. In general, the sample exhibited social circumstances of an extremely poor population, and one in which childhood illnesses were common (Table 2). All raw data are available on the LSHTM Data Compass (Nampijja, 2018)

Profiles of the HOME subscales

Descriptive statistics (mean score, standard deviations, minimum and maximum scores) of scores on the eight subscales of the HOME were examined first to see if the tool works in a Ugandan setting. Scores on all the subscales except Acceptance had normal distributions, hence the HOME inventory was appropriate for this sample. There was also sufficient variability within the sample making the data suitable for comparisons within the sample. These descriptive data are shown in Table 3.

Descriptive statistics of scores on the motor and cognitive measures

The sample exhibited variability in ability on the measures of motor and cognitive function and they showed normal distributions:

hence the performance data were suitable for parametric tests. Two measures (balancing on one leg and Tower of London) were moderately skewed, but all skewness and kurtosis values were within the range -2 to +2, so we did not transform any variables. Distribution of performance on the various measures is summarized in Table 4.

Correlations between each HOME dimension and cognitive measure were examined. Table 5 presents the correlations between the four measures constructed to assess the factors depicted in Figure 1. It shows that all these measures were significantly related to each other, with the exception of the link between SES and the child's cognitive performance.

Table 6 reports these figures and the right hand column summarizes the non-significant regression weights, where appropriate, as these show how models can be made more parsimonious (and by implication whether individual pathways fit). Table 6 also includes the crucial parameter estimates in the best fitting model.

Table 2. Family socio-economic characteristics. Characteristics of participating children and their parents were similar to those of the parent sample from which they were selected.

Parental education			Parental occupation			Household possessions		Mother's income (*U shs)		Marital status		Parity	
Level	Mother N (%)	Father N (%)	level	Mother N (%)	Father N (%)	N (%)		Amount	N (%)	status	N (%)	number	N (%)
None	3 (2.2)	4 (2.3)	None	8 (5.9)	2 (1.6)	1	12 (9)	<30K	112(84.8)	single	22 (16.3)	1	31 (23)
Primary	70 (51.9)	33 (21.8)	Farmer	5 (3.7)	14 (11.2)	2	6 (4.5)	30–60K	10 (7.6)	married	106 (78.5)	2–4	75 (55)
Senior	50 (37.0)	73 (45.3)	Unskilled	9(6.7)	50(40.0)	3	37 (27.8)	60–100K	2 (1.5)	widowed	1 (.7)	5+	29 (21)
Tertiary	12 (8.9)	14 (12.4)	Bar	81 (60.0)	-	4	39 (29.3)	>100K	8 (6.1)	divorced	6 (4.4)		
NA		29(18.2)	Business	19 (14.1)	16 (12.8)	5	29(21.8)						
			Student	3 (2.2)	3 (2.4)	6	10 (7.5)						
			Professional	10 (7.4)	40 (32.0)								

SES = socio-economic status; K, 1000 Uganda shillings; 2500 Ugandan shillings = \$1 (the exchange rate at time time).

Table 3. Descriptive statistics for scores on the HOME.

HOME subscale	N	Min	Max possible	Mean	Skewness	Kurtosis
Learning Materials	157	1	13(13)	6.75(2.14)	.45	.10
Language	145	2	7(7)	4.99(1.35)	-.35	-.44
Physical Environment	161	0	7(7)	3.58(2.12)	-.02	-1.17
Responsivity	156	0	8(8)	2.22(1.93)	1.27	1.17
Academic Stimulation	161	0	4(4)	2.88(1.04)	-1.17	1.14
Modelling	111	0	5(6)	2.06(1.20)	.17	-.57
Variety	155	1	7(9)	3.59(1.48)	.28	-.58
Acceptance	145	1	7(7)	5.77(1.19)	-1.27	1.90

Table 4. Descriptive statistics for motor and cognitive scores.

Domain	Measure	N	Min	Max (max possible)	Mean	s.d
Motor Function	Coin Box	144	5.5	16.50 (20)	9.94	1.54
	Balancing on one Leg	142	2	52 (60)	14.88	11.16
General cognitive ability	Block Design	142	1	51(16)	7.75	3.06
	Picture Vocabulary Scale	142	8	23 (24)	17.07	3.25
Working memory	Sentence Repetition	141	8	31(34)	19.88	4.03
	Verbal Fluency	143	0	32 (NA)	14.45	7.79
	Running Memory	142	3	20 (20)	12.15	2.85
	Counting Span	141	0	7 (8)	3.60	2.11
Selective attention	Picture Search	145	.67	7.33 (10)	4.01	1.32
Mental flexibility	Wisconsin Card Sort	145	0	12 (12)	5.80	3.87
Inhibitory control	Tapping Task	145	0	12 (12)	5.17	4.69
	Shapes Task	143	0	12 (12)	5.81	3.64
Planning	Tower of London	136	0	10 (10)	2.46	3.07

NA, not applicable.

Table 5. Correlations between the four composite measures.

	HOME	Cognitive performance	Child health
Cognitive Performance	0.42**		
Child health	0.24*	0.32**	
SES	0.47**	0.14	0.32**

**p<0.01 (2-tailed); *p< 0.05(2-tailed)

Table 6. Comparisons between the structural equation models.

Model	χ^2 (df)	PCFI	RMSEA (90% CI)	AIC	Non-significant parameter estimates in Models 1-3 compared to those in Model 5				
					Structural pathway	Estimate	s.e.	c.r.	p
1a Independence	286.24 (169)	.57	.069 (.055-.083)	408.24	SES- Child cogn.	.09	.25	-1.3	.72
1b Independence (with covariates)	246.41 (166)	.63	.058 (.042-.072)	374.41	HOME-Child cogn.	.64	.42	1.53	.13
					SES- Child cogn.	-.7	.7	-.99	.32
					Child health- Child cogn.	3.74	2.7	1.3	.17
2. Child health as mediator	248.40 (167)	.64	.058 (.042-.073)	374.40	SES-Child health	.03	.08	.43	.66
3. Home environment as mediator	246.41 (166)	.63	.058 (.042-.072)	374.41	Child health-HOME	.88	1.06	.83	.41
					HOME-Child cogn.	.64	.42	1.53	.13
4. Home and health mediating SES effects	255.23 (168)	.68	.06 (.044-.074)	379.23	HOME-Child cogn.	1.40	.59	2.40	.01
					Child health – Child cogn.	-4.45	3.54	-1.26	.21
5. Linear model	253.77 (169)	.64	.059 (.043-.073)	375.77	SES-Child health	.23	.06	3.68	<.001
					Child health-HOME	3.89	1.87	3.28	.001
					HOME-Child cogn.	.87	.24	3.62	<.001

χ^2 , likelihood ratio chi-square; PCFI, comparative fit index (>0.9 suggests adequate fit but see qualification in text); RMSEA, root mean square error of approximation (<0.06 suggests 'good' fit); AIC, Akaike's information criterion (lower values suggest better models); c.r., critical ratio

As Table 6 shows, all the models fitted, as assessed by the key index of model fit, RMSEA < 0.1. SEM 1a is the ‘Independence’ model depicted in Figure 1a, in which the three explanatory variables are hypothesized to be unrelated to each other. This model did not fit as well as the others. In addition, here as in most of the following analyses, one of the three key structural paths, from SES to the dependent measure, Child Cognitive Performance, was non-significant (see Table 6, right-hand column). The standard procedure of removing non-significant regression weights would destroy a crucial feature of this model, so we must reject it. Adding the covariances between the three explanatory variables (essentially a regression model: Table 6, 1b) made the model fit better (RMSEA < 0.06), although none of the three key structural paths was significant. Models 2-5 showed the same acceptable levels of fit (indeed they were almost indistinguishable) but in the various mediation analyses (Models 2-4) there were again key paths that were non-significant (see Table 6, right-hand column). Including/excluding direct links between the two left-hand measures and child cognitive performance (i.e. examining the full mediation links) made no difference to the significance of the model or the structural pathways. Only the linear model (Model 5) showed both acceptable fit and significant links between the variables.

latent variables. However, unlike models 1-4, the crucial pathway between SES and child health ($p < 0.001$), child health and the HOME factor ($p < 0.001$) and the HOME and the child’s cognitive performance ($p = 0.001$) were strongly associated.

We examined the possibility of dividing the HOME measures into two subtypes (provision for the child vs. interaction with the child), but a confirmatory factor analysis did not produce a sufficiently strong enough factor structure (RMSEA = 0.16) and we did not proceed with this analysis. However, Model 5 seems to fit the data very well. Assuming that SES was consistent from the child’s birth, the child’s health measure recorded illnesses from birth to the age of 5 years and the cognitive development measures were recorded at that age, there is a time sequence built into the model in Figure 2.

Discussion

This study investigated the relative influences of the long-identified connections between the home environment, child health and socio-economic status on a 5-year-old’s cognitive function in children in very low-income settings (Sternberg *et al.*, 1997). In line with our predictions, the data showed significant correlations among these three variables, and (with the exception of SES) these correlated with a wide range of cognitive tests (see Table 5). The relationship between the HOME score and cognitive performance was typical, given that many studies show correlations ranging between $r = 0.2$ and $r = 0.6$ (Michaelsen, 1985; Sayed *et al.*, 2005). Bradley’s (Michaelsen, 1985) recent theoretical analyses of the means by which caregivers channel

Figure 2 summarizes Model 5, although for the sake of simplicity it excludes the error and disturbance values (all showed acceptable links with the associated manifest or latent variable). As with all the other models, the RMSEA showed a good overall fit and all the measures significantly fitted their associated

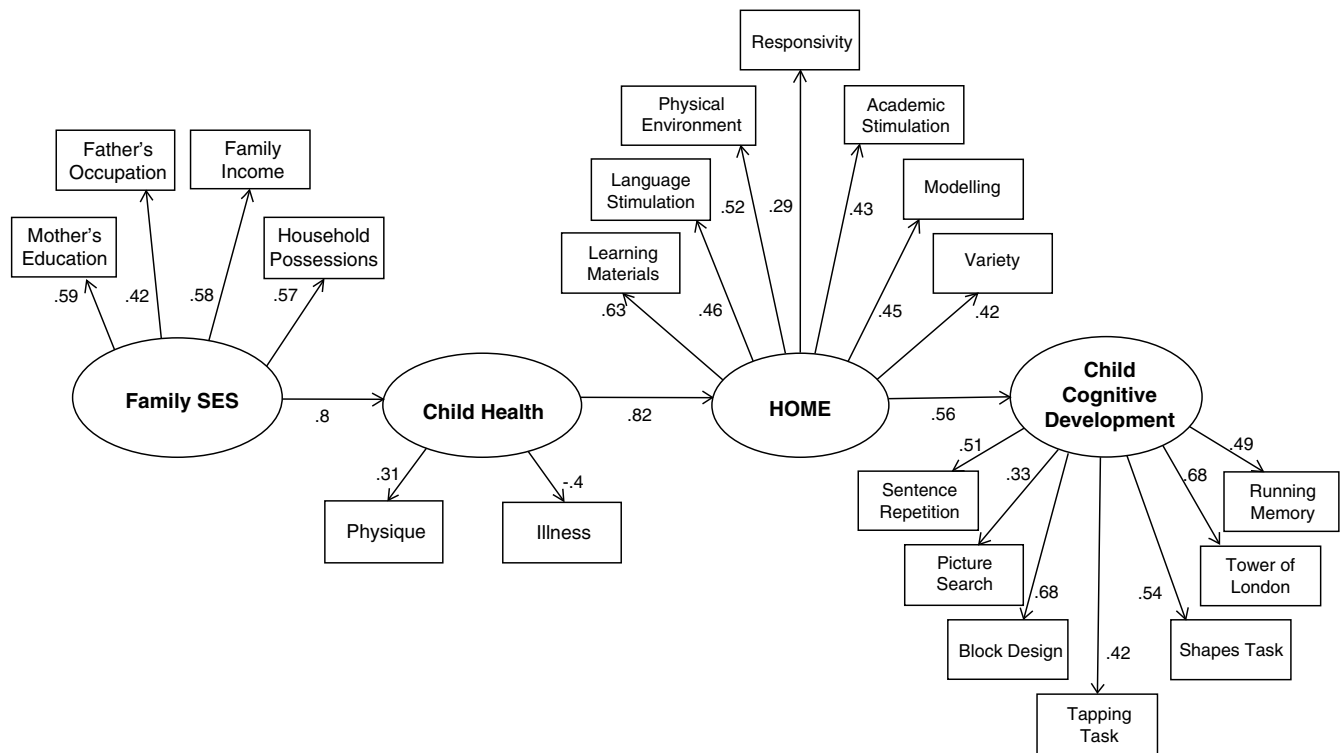


Figure 2. The model shows the regression weights for the links with manifest and latent variables comprising SES, child health, home environment and cognitive function.

social and biological processes of the child's development suggests that structural equation modelling and similar multivariate approaches will enable us to examine the complexities of the many variables that may influence child outcomes. Using SEMs, we tested a range of competing hypotheses about the nature of the interactions between these factors. While most of the models showed a good fit to the data, as assessed by RMSEA, only the one depicting a linear pathway from SES, through child health to HOME, showed significant links at all levels (Table 6 and Figure 2).

The best fitting model (Figure 1, Model 5) bears some similarity to that of Marques dos Santos *et al.* (2008), who showed close connections between SES, health and the home environment. Their layered multiple regressions tested a different direction of causality from SES, through material and psychosocial stimulation to a variety of 'child characteristics and health'. Our findings do not replicate all the pathways that they found to be related. However, the two studies may not be incompatible, as both suggest that the means by which parents structure the child's learning and psychosocial resources may provide a channel through which life experiences and the parent's and child's individual propensities can affect the latter's cognitive function. The close proximity of the home environment with cognitive development in our model gives it a critical role of protecting against the negative impact of ill-health and adverse SES. This is consistent with recent analysis of 117,000 households by Bornstein *et al.* (2015), which found that the resources available at home make up three-quarters of the link between SES factors and the child's development, and with findings of earlier studies in Ugandan and Kenyan children that showed no direct relationship between SES and psychomotor development (McCall *et al.*, 2014; Sayed *et al.*, 2005). The focus in this study, children living in poverty and susceptible to frequent and serious illness, accentuates the importance of the home environment when such threats are regular and intense.

The data in Model 5 suggest that within this setting exploring the link between family SES and the child's development, the HOME seems to be an important factor that links SES and child outcomes. It is not just the child who is susceptible to malaria, but other family members too, who contribute to the social and physical aspects of the home environment. Family health is bound to have an effect on the home environment and this might explain both the failure of the two-factor model in confirmatory factor analysis and the pivotal role of the HOME in model 5.

The data analyzed in this study were cross-sectional. Longitudinal research has long found continuities in the ways in which the home environment is managed by parents, but this research is less clear in terms of the lasting effects of the HOME measure, for example from infancy through to the school years (Bradley *et al.*, 1988; Bradley *et al.*, 1989). Future analyses should examine whether the pattern depicted in Figure 2 is shown in SEM analyses in which data are collected longitudinally. Such analysis with a larger sample might also show more specific relationships between aspects of the home environment,

such as social stimulation and particular developmental outcomes like social cognitive skills (Alderman *et al.*, 2006). The linear sequence of the variables in Model 5 may be a reflection of timing for these factors (SES, health and HOME) in the first 5 years of life; SES tends to be longstanding and the child's health measures record events and experiences over the period of 5 years, while the HOME is the most current and is the most proximal influence that we measured. This suggests a sequence of influences, as can be seen in Figure 2. However, it is important to know how such effects may change over time, and discerning the series of influences that is represented is only possible using longitudinal studies. In recent years researchers have also shown the importance of extending the focus to include the child's own contribution, particularly genetic influences, and extending the boundaries of the role of social processes (Michaelsen, 1985). Particularly outside the Western context, the child's physical and social resources extend beyond the household to include neighbours and members of the local community (Stoltzfus *et al.*, 2001) and further work in contexts like Uganda should be attentive to such influences.

Conclusion

Overall, the data indicate that even where resources are limited and children are exposed to regular infections and diseases like malaria, their development can still be promoted by ensuring that they are provided with a stimulating home environment (especially modelling and academic stimulation). Hence a slight modification of the slogan seems warranted: "a healthy mind needs not only a healthy body but also healthy (stimulating) environment".

Data availability

Access to the EMABS Home Observation data is restricted, in order to protect participant confidentiality and comply with the study's ethical commitment to ensure data is used for legitimate research. It will be provided for use in ethically-approved research, subject to a commitment that it will be held securely and used for the approved purpose only. Applicants should complete a data request form at <https://doi.org/10.17037/DATA.00000792> (Nampijja, 2018) and submit it for consideration by the study data access committee. If the proposed use is compatible with the study's ethics permissions, the applicant will be asked to sign a Data Sharing Agreement and subsequently provided with the dataset.

Grant information

This work was supported by the Wellcome Trust (grant numbers 064693 and 079110, awarded to the Principal Investigator of EMABS) and by the Medical Research Council as part of a PhD scholarship awarded to the first author.

The funders had no role in study design, data collection and analysis, decision to publish, or preparation of the manuscript.

Acknowledgements

We thank the study team for their hard work and the parents and children for their participation.

Supplementary material

Supplementary File 1. Adaptation and pilot of the HOME.

[Click here to access the data](#)

Supplementary File 2. Adaptation and translation and piloting of extra measures of executive function.

[Click here to access the data](#)

References

- Alderman H, Konde-Lule J, Sebuliba I, *et al.*: **Effect on weight gain of routinely giving albendazole to preschool children during child health days in Uganda: cluster randomised controlled trial.** *BMJ.* 2006; **333**(7559): 122.
[PubMed Abstract](#) | [Publisher Full Text](#) | [Free Full Text](#)
- Andrade SA, Santos DN, Bastos AC, *et al.*: [Family environment and child's cognitive development: an epidemiological approach]. *Rev Saude Publica.* 2005; **39**(4): 606–611.
[PubMed Abstract](#) | [Publisher Full Text](#)
- Bangirana P, John CC, Idro R, *et al.*: **Socioeconomic predictors of cognition in Ugandan children: implications for community interventions.** *PLoS One.* 2009; **4**(11): e7898.
[PubMed Abstract](#) | [Publisher Full Text](#) | [Free Full Text](#)
- Berkman DS, Lescano AG, Gilman RH, *et al.*: **Effects of stunting, diarrhoeal disease, and parasitic infection during infancy on cognition in late childhood: a follow-up study.** *Lancet.* 2002; **359**(9306): 564–571.
[PubMed Abstract](#) | [Publisher Full Text](#)
- Boivin MJ, Giordani B, Ndanga K, *et al.*: **Effects of treatment for intestinal parasites and malaria on the cognitive abilities of schoolchildren in Zaire, Africa.** *Health Psychol.* 1993; **12**(3): 220–226.
[PubMed Abstract](#) | [Publisher Full Text](#)
- Bornstein MH, Putnick DL, Bradley RH, *et al.*: **Pathways among Caregiver Education, Household Resources, and Infant Growth in 39 Low- and Middle-Income Countries.** *Infancy.* 2015; **20**(4): 353–376.
[PubMed Abstract](#) | [Publisher Full Text](#) | [Free Full Text](#)
- Bradley RH, Caldwell BM, Rock SL: **Home environment and school performance: a ten-year follow-up and examination of three models of environmental action.** *Child Dev.* 1988; **59**(4): 852–867.
[PubMed Abstract](#) | [Publisher Full Text](#)
- Bradley RH, Caldwell BM, Rocks SL, *et al.*: **Home environment and cognitive development in the first 3 years of life: A collaborative study involving six sites and three ethnic groups in North America.** *Dev Psychol.* 1989; **25**(2): 217–235.
[Publisher Full Text](#)
- Braissant O, Keiser J, Meister I, *et al.*: **Isothermal microcalorimetry accurately detects bacteria, tumorous microtissues, and parasitic worms in a label-free well-plate assay.** *Biotechnol J.* 2015; **10**(3): 460–468.
[PubMed Abstract](#) | [Publisher Full Text](#) | [Free Full Text](#)
- Bronfenbrenner U: **The ecology of human development: Experiments by nature and design.** Cambridge MA: Harvard University Press, 1979.
[Reference Source](#)
- Brooker S, Clements AC, Bundy DA: **Global epidemiology, ecology and control of soil-transmitted helminth infections.** *Adv Parasitol.* 2006; **62**: 221–261.
[PubMed Abstract](#) | [Publisher Full Text](#) | [Free Full Text](#)
- Caldwell B, Bradley RH: **Home Observation for Measurement of the Environment (HOME): revised edition.** Little Rock: University of Arkansas Press, 1984.
- Case R, Kurland MD, Goldenberg J: **Operational efficiency and the growth of short-term memory span.** *J Exp Child Psychol.* 1982; **33**: 386–94.
[Publisher Full Text](#)
- Coscia JM, Christensen BK, Henry RR, *et al.*: **Effects of home environment, socioeconomic status, and health status on cognitive functioning in children with HIV-1 infection.** *J Pediatr Psychol.* 2001; **26**(6): 321–329.
[PubMed Abstract](#) | [Publisher Full Text](#)
- Dobrova-Krol NA, van IJzendoorn IMH, Bakermans-Kranenburg MJ, *et al.*: **Effects of perinatal HIV infection and early institutional rearing on physical and cognitive development of children in Ukraine.** *Child Dev.* 2010; **81**(1): 237–251.
[PubMed Abstract](#) | [Publisher Full Text](#)
- Elliott AM, Kizza M, Quigley MA, *et al.*: **The impact of helminths on the response to immunization and on the incidence of infection and disease in childhood in Uganda: design of a randomized, double-blind, placebo-controlled, factorial trial of deworming interventions delivered in pregnancy and early childhood [SRCTN32849447].** *Clin Trials.* 2007; **4**(1): 42–57.
[PubMed Abstract](#) | [Publisher Full Text](#) | [Free Full Text](#)
- Grantham-McGregor S, Powell C, Walker S, *et al.*: **The long-term follow-up of severely malnourished children who participated in an intervention program.** *Child Dev.* 1994; **65**(2 Spec No): 428–439.
[PubMed Abstract](#) | [Publisher Full Text](#)
- Humphreys NE, Grecnis RK: **Effects of ageing on the immunoregulation of parasitic infection.** *Infect Immun.* 2002; **70**(9): 5148–5157.
[PubMed Abstract](#) | [Publisher Full Text](#) | [Free Full Text](#)
- Hutton UM, Towse JN: **Short-term memory and working memory as indices of children's cognitive skills.** *Memory.* 2001; **9**(4–6): 383–394.
[PubMed Abstract](#) | [Publisher Full Text](#)
- Jukes MC, Nokes CA, Alcock KJ, *et al.*: **Heavy schistosomiasis associated with poor short-term memory and slower reaction times in Tanzanian schoolchildren.** *Trop Med Int Health.* 2002; **7**(2): 104–117.
[PubMed Abstract](#) | [Publisher Full Text](#)
- Klein PS: **Improving the quality of parental interaction with very low birth weight children: A longitudinal study using a Mediated Learning Experience model.** *Infant Ment Health J.* 1991; **12**(4): 321–337.
[Publisher Full Text](#)
- Klein PS, Rye H: **Interaction-oriented Early Intervention in Ethiopia: The MISC Approach.** *Infants Young Child.* 2004; **17**(4): 340–354.
[Publisher Full Text](#)
- Kochanska G, Murray K, Coy KC: **Inhibitory control as a contributor to conscience in childhood: from toddler to early school age.** *Child Dev.* 1997; **68**(2): 263–277.
[PubMed Abstract](#) | [Publisher Full Text](#)
- Kordas K, Siegel EH, Olney DK, *et al.*: **The effects of iron and/or zinc supplementation on maternal reports of sleep in infants from Nepal and Zanzibar.** *J Dev Behav Pediatr.* 2009; **30**(2): 131–139.
[PubMed Abstract](#) | [Publisher Full Text](#) | [Free Full Text](#)
- Kramer AF, Larish JF, Strayer DL: **Training for attentional control in dual task settings: A comparison of young and old adults.** *J Exp Psychol Appl.* 1995; **1**(1): 50–76.
[Publisher Full Text](#)
- Laude M: **Assessment of nutritional status, cognitive development, and mother-child interaction in Central American refugee children.** *Rev Panam Salud Publica.* 1999; **6**(3): 164–171.
[PubMed Abstract](#)
- Liu T, Diao J, Di S, *et al.*: **Bioaccumulation of isocarbophos enantiomers from laboratory-contaminated aquatic environment by tubificid worms.** *Chemosphere.* 2015; **124**: 77–82.
[PubMed Abstract](#) | [Publisher Full Text](#)
- Marques dos Santos L, Neves dos Santos D, Bastos AC, *et al.*: **Determinants of early cognitive development: hierarchical analysis of a longitudinal study.** *Cad Saude Publica.* 2008; **24**(2): 427–437.
[PubMed Abstract](#) | [Publisher Full Text](#)
- McCall JW, Kramer L, Genchi C, *et al.*: **Effects of doxycycline on heartworm embryogenesis, transmission, circulating microfilaria, and adult worms in microfilaremic dogs.** *Vet Parasitol.* 2014; **206**(1–2): 5–13.
[PubMed Abstract](#) | [Publisher Full Text](#)
- Michaelsen KF: **Hookworm infection in Kweneng District, Botswana, A prevalence survey and a controlled treatment trial.** *Trans R Soc Trop Med Hyg.* 1985; **79**(6): 848–851.
[PubMed Abstract](#) | [Publisher Full Text](#)
- Mitchell SK, Gray CA: **Developmental Generalizability of the Home Inventory.** *Educ Psychol Meas.* 1981; **41**(4): 1001–1010.
[Publisher Full Text](#)
- Mundfrom DJ, Bradley RH, Whiteside L: **A Factor Analytic Study of the Infant-Toddler and Early Childhood Versions of the Home Inventory.** *Educ Psychol Meas.* 1993; **53**(2): 479–489.
[Publisher Full Text](#)
- Nampijja M: **The role of the home environment in neurocognitive development of children in Uganda.** [Data Collection]. *London School of Hygiene & Tropical Medicine.* London, United Kingdom. 2018.
<http://www.doi.org/10.17037/DATA.00000792>
- Nampijja M, Apule B, Lule S, *et al.*: **Adaptation of Western measures of cognition**

for assessing 5-year-old semi-urban Ugandan children. *Br J Educ Psychol*. 2010; **80**(Pt 1): 15–30.

[PubMed Abstract](#) | [Publisher Full Text](#) | [Free Full Text](#)

Ndibazza J, Mpairwe H, Webb EL, *et al.*: **Impact of anthelmintic treatment in pregnancy and childhood on immunisations, infections and eczema in childhood: a randomised controlled trial.** *PLoS One*. 2012; **7**(12): e50325.

[PubMed Abstract](#) | [Publisher Full Text](#) | [Free Full Text](#)

Plomin R, Loehlin JC, DeFries JC: **Genetic and environmental components of “environmental” influences.** *Dev Psychol*. 1985; **21**(3): 391–402.

[Publisher Full Text](#)

Ramey CT, Ramey SL: **Prevention of intellectual disabilities: early interventions to improve cognitive development.** *Prev Med*. 1998; **27**(2): 224–232.

[PubMed Abstract](#) | [Publisher Full Text](#)

Ravara A, Cunha MR: **Two new species of scale worms (Polychaeta: Aphroditiformia) from deep-sea habitats in the Gulf of Cadiz (NE Atlantic).** *Zootaxa*. 2016; **4097**(3): 442–450.

[PubMed Abstract](#) | [Publisher Full Text](#)

Richter LM, Grieve KW: **Home environment and cognitive development of black infants in impoverished South African families.** *Infant Ment Health J*. 1991; **12**(2): 88–102.

[Publisher Full Text](#)

Roberts RN, Barnes ML: **“Let momma show you how”: Maternal-child interactions and their effects on children’s cognitive performance.** *J Appl Dev Psychol*. 1992; **13**(3): 363–376.

[Publisher Full Text](#)

Rothbart MK, Derryberry D, Posner MI: **A psychological approach to the development of temperament.** In J.E. Bates & T.D. Wachs (Eds.), *Temperament: Individual differences at the interface of biology and behaviour*. Washington, DC; American Psychological Association. 1994; 83–116.

[Reference Source](#)

Rouse GW, Wilson NG, Worsaae K, *et al.*: **A dwarf male reversal in bone-eating worms.** *Curr Biol*. 2015; **25**(2): 236–241.

[PubMed Abstract](#) | [Publisher Full Text](#)

Sarsour K, Sheridan M, Jutte D, *et al.*: **Family socioeconomic status and child executive functions: the roles of language, home environment, and single parenthood.** *J Int Neuropsychol Soc*. 2011; **17**(1): 120–132.

[PubMed Abstract](#) | [Publisher Full Text](#)

Sayed HA, El Ayyat A, El Dusoki H, *et al.*: **A cross sectional study of hepatitis B, C, some trace elements, heavy metals, aflatoxin B1 and schistosomiasis in a rural population, Egypt.** *J Egypt Public Health Assoc*. 2005; **80**(3–4): 355–388.

[PubMed Abstract](#)

Shallice T: **Specific impairments of planning.** *Philos Trans R Soc Lond B Biol Sci*.

1982; **298**(1089): 199–209.

[PubMed Abstract](#) | [Publisher Full Text](#)

Shigeno S, Ogura A, Mori T, *et al.*: **Sensing deep extreme environments: the receptor cell types, brain centers, and multi-layer neural packaging of hydrothermal vent endemic worms.** *Front Zool*. 2014; **11**(1): 82.

[PubMed Abstract](#) | [Publisher Full Text](#) | [Free Full Text](#)

Sternberg RJ, Powell C, McGrane P, *et al.*: **Effects of a parasitic infection on cognitive functioning.** *J Exp Psychol Appl*. 1997; **3**(1): 67–76.

[Publisher Full Text](#)

Stevens JH, Bakeman R: **A factor analytic study of the HOME scale for infants.** *Dev Psychol*. 1985; **21**(6): 1196–1203.

[Publisher Full Text](#)

Stoltz RJ, Kvalsvig JD, Chwaya HM, *et al.*: **Effects of iron supplementation and anthelmintic treatment on motor and language development of preschool children in Zanzibar: double blind, placebo controlled study.** *BMJ*. 2001; **323**(7326): 1389–1393.

[PubMed Abstract](#) | [Publisher Full Text](#) | [Free Full Text](#)

Tong S, Baghurst P, Vimpani G, *et al.*: **Socioeconomic position, maternal IQ, home environment, and cognitive development.** *J Pediatr*. 2007; **151**(3): 284–8, 288.e1.

[PubMed Abstract](#) | [Publisher Full Text](#)

Towse JN, Hitch GJ: **Is there a relationship between task demand and storage space in tests of working memory capacity?** *Q J Exp Psychol A*. 1995; **48**(1): 108–124.

[PubMed Abstract](#) | [Publisher Full Text](#)

Towse JN, Hitch GJ, Hutton U: **A reevaluation of working memory capacity in children.** *J Mem Lang*. 1998; **39**(2): 195–217.

[Publisher Full Text](#)

Vogt DS, King DW, King LA: **Focus groups in psychological assessment: enhancing content validity by consulting members of the target population.** *Psychol Assess*. 2004; **16**(3): 231–243.

[PubMed Abstract](#) | [Publisher Full Text](#)

Waber DP, Vuori-Christiansen L, Ortiz N, *et al.*: **Nutritional supplementation, maternal education, and cognitive development of infants at risk of malnutrition.** *Am J Clin Nutr*. 1981; **34**(Suppl 4): 807–813.

[PubMed Abstract](#) | [Publisher Full Text](#)

Walker SP, Powell CA, Grantham-McGregor SM, *et al.*: **Nutritional supplementation, psychosocial stimulation, and growth of stunted children: the Jamaican study.** *Am J Clin Nutr*. 1991; **54**(4): 642–648.

[PubMed Abstract](#) | [Publisher Full Text](#)

Xie CY, Fu HS: **[Effect of health education on schistosomiasis control in heavy endemic areas].** *Zhongguo Xue Xi Chong Bing Fang Zhi Za Zhi*. 2012; **24**(3): 362–363.

[PubMed Abstract](#)

Open Peer Review

Current Referee Status: 

Version 1

Referee Report 18 December 2018

<https://doi.org/10.21956/wellcomeopenres.16011.r34374>



Michael J Boivin  ^{1,2}

¹ Departments of Psychiatry and Neurology & Ophthalmology, Michigan State University, East Lansing, MI, USA

² Department of Psychiatry, The University of Michigan, Ann Arbor, MI, USA

Summary and Conclusions of Study (provided by authors): This study investigated the relative influences of the long-identified connections between the home environment, child health and socio-economic status on a 5-year-old's cognitive function in Ugandan children in very low-income settings. In line with the author's predictions, the data showed significant correlations among these three variables, and (with the exception of SES) these correlated with a wide range of cognitive tests. Using SEMs (AMOS), the authors tested a range of competing hypotheses about the nature of the interactions between these factors. While most of the models showed a good fit to the data, as assessed by RMSEA, only the one depicting a linear pathway from SES, through child health to HOME, showed significant links at all levels. The authors interpret these findings to mean that even where resources are limited and children are exposed to regular infections and diseases, their development can still be promoted by ensuring that they are provided with a stimulating home environment (especially modelling and academic stimulation).

Critique Summary: The prior validation of the neuropsychological assessment battery in the present cultural context is a real strength in this study, and provides for valid cognitive performance outcomes. Likewise, the adaptation of the Caldwell HOME scale to evaluate quality of caregiving and developmental milieu for the study children is well done. Finally, the principal domains assessed for SES are appropriate and reasonable. The characterization of the health and medical history domain for the study children is less clear and not as fully detailed (e.g., anemia level, malaria history, parasite infections such as schistosomiasis and helminthes, treatment for malnutrition, prior hospitalizations). However, the SEM modeling is elegant and innovative, and makes a real contribution to this field of research. Furthermore, these findings and their interpretation are framed in an excellent review of the most relevant literature and theoretical models of the principal factors influencing early childhood development.

The principal limitation to the study is that the great majority of children in this sample are HIV exposed (not clear if their non-infected status was verified), born to mothers with HIV. Therefore, this is a particularly at-risk population in terms of quality of care giving (with mother's health compromised by HIV), gestational and perinatal exposure to HIV (and likely combination ARVs), perhaps limited access to breast feeding because of maternal HIV status, impoverishment due to effects of HIV on the household, maternal depression and emotional well-being from HIV status, and nutritional status (in a subsistence agricultural setting where so much depends on the mother).

Given the above considerations for this study sample, it would be helpful to interpret how the principal SEM modeling findings might be different were the study children not HIV-exposed; for example, less significant to health factors as a direct linear mediator of SES effects in households not dramatically affected by HIV.

References

1. Boivin MJ, Barlow-Mosha L, Chernoff MC, Laughton B, Zimmer B, Joyce C, Bwakura-Dangarembizi M, Ratswana M, Abrahams N, Fairlie L, Gous H, Kamthunzi P, McCarthy K, Familiar-Lopez I, Jean-Phillippe P, Coetzee J, Violari A, Cotton MC, Palumbo PE, IMPAACT P1104s Study Team: Neuropsychological performance in African children with HIV enrolled in a multisite antiretroviral clinical trial. *AIDS*. 2018; **32** (2): 189-204 [PubMed Abstract](#) | [Publisher Full Text](#)

Is the work clearly and accurately presented and does it cite the current literature?

Yes

Is the study design appropriate and is the work technically sound?

Yes

Are sufficient details of methods and analysis provided to allow replication by others?

Yes

If applicable, is the statistical analysis and its interpretation appropriate?

Yes

Are all the source data underlying the results available to ensure full reproducibility?

Partly

Are the conclusions drawn adequately supported by the results?

Yes

Competing Interests: No competing interests were disclosed.

Referee Expertise: Michael J. Boivin's expertise lies in evaluating the neuropsychological outcomes, public health risk and resilience factors for children, including the neurodevelopmental and neuropsychological impact of interventions for HIV disease, cerebral malaria, konzo disease and malnutrition in children in Uganda, Malawi, the DRC, Benin, Mali and South Africa. He has been involved in studies on the use of early caregiver training to enhance cognitive and psychosocial development in children, conducted a neuropsychological evaluation of HIV-infected children on different antiretroviral treatments and those with pre- and post-natal exposure to ARVs. He is co-editor of the *Neuropsychology of Children in Africa: Perspectives in Risk and Resilience* (2013, Springer).

I have read this submission. I believe that I have an appropriate level of expertise to confirm that it is of an acceptable scientific standard.

Author Response 18 Dec 2018

Margaret Nampijja, MRC/UVRI and LSHTM Uganda Research Unit, Uganda

Thank you for your positive comments on our manuscript. We would like to highlight that the majority of the children (122,90.4%) were NOT HIV exposed. As is indicated in the manuscript text and in Table 1, only 13 children (9.6%) were exposed to HIV infection and of these only three children were found to be HIV positive. Hence the sample represents an HIV negative population and hence the results and discussions may be generalized to an HIV free population.

Competing Interests: none
